



SLOVENSKI STANDARD
kSIST FprEN 3155-070:2014

01-maj-2014

**Aeronavtika - Električni kontakti za uporabo v veznih elementih - 070. del:
Kontakti, električni, moški, tip A, nagubani, razred S - Standard za proizvod**

Aerospace series - Electrical contacts used in elements of connection - Part 070:
Contacts, electrical, male, type A, crimp, class S - Product standard

Luft- und Raumfahrt - Elektrische Kontakte zur Verwendung in Verbindungselementen -
Teil 070: Elektrische Stiftkontakte, Typ A, crimpbar, Klasse S - Produktnorm

Série aérospatiale - Contacts électriques utilisés dans les organes de connexion - Partie
070 : Contacts électriques, mâles, type A, à sertir, classe S - Norme de produit

Ta slovenski standard je istoveten z: FprEN 3155-070 rev

ICS:

49.060	Letalska in vesoljska električna oprema in sistemi	Aerospace electric equipment and systems
--------	---	---

kSIST FprEN 3155-070:2014

en,fr,de

EUROPEAN STANDARD
NORME EUROPÉENNE
EUROPÄISCHE NORM

FINAL DRAFT
FprEN 3155-070 rev

March 2014

ICS 49.060

Will supersede EN 3155-070:2007

English Version

**Aerospace series - Electrical contacts used in elements of
connection - Part 070: Contacts, electrical, male, type A, crimp,
class S - Product standard**

Série aérospatiale - Contacts électriques utilisés dans les
organes de connexion - Partie 070 : Contacts électriques,
mâles, type A, à sertir, classe S - Norme de produit

Luft- und Raumfahrt - Elektrische Kontakte zur Verwendung
in Verbindungselementen - Teil 070: Elektrische
Stiftkontakte, Typ A, crimpbar, Klasse S - Produktnorm

This draft European Standard is submitted to CEN members for formal vote. It has been drawn up by the Technical Committee ASD-STAN.

If this draft becomes a European Standard, CEN members are bound to comply with the CEN/CENELEC Internal Regulations which stipulate the conditions for giving this European Standard the status of a national standard without any alteration.

This draft European Standard was established by CEN in three official versions (English, French, German). A version in any other language made by translation under the responsibility of a CEN member into its own language and notified to the CEN-CENELEC Management Centre has the same status as the official versions.

CEN members are the national standards bodies of Austria, Belgium, Bulgaria, Croatia, Cyprus, Czech Republic, Denmark, Estonia, Finland, Former Yugoslav Republic of Macedonia, France, Germany, Greece, Hungary, Iceland, Ireland, Italy, Latvia, Lithuania, Luxembourg, Malta, Netherlands, Norway, Poland, Portugal, Romania, Slovakia, Slovenia, Spain, Sweden, Switzerland, Turkey and United Kingdom.

Recipients of this draft are invited to submit, with their comments, notification of any relevant patent rights of which they are aware and to provide supporting documentation.

Warning : This document is not a European Standard. It is distributed for review and comments. It is subject to change without notice and shall not be referred to as a European Standard.



EUROPEAN COMMITTEE FOR STANDARDIZATION
COMITÉ EUROPÉEN DE NORMALISATION
EUROPÄISCHES KOMITEE FÜR NORMUNG

CEN-CENELEC Management Centre: Avenue Marnix 17, B-1000 Brussels

Contents		Page
Foreword.....		3
1	Scope	4
2	Normative references	4
3	Terms and definitions	5
4	Required characteristics	5
4.1	Specific characteristics.....	5
4.2	Dimensions and mass.....	5
4.3	Marking by colour code	7
4.4	Material, surface treatment	7
4.5	Permissible cables	7
4.6	Tooling.....	8
4.7	Cable stripping.....	9
4.8	Tests.....	9
4.9	Gauges.....	10
5	Designation	11
6	Marking	11
7	Technical specification	11

Foreword

This document (FprEN 3155-070:2014) has been prepared by the Aerospace and Defence Industries Association of Europe - Standardization (ASD-STAN).

After enquiries and votes carried out in accordance with the rules of this Association, this Standard has received the approval of the National Associations and the Official Services of the member countries of ASD, prior to its presentation to CEN.

This document is currently submitted to the Formal Vote.

This document will supersede EN 3155-070:2007.

Introduction

The contacts defined by this standard are derived from those of SAE-AS39029/58 and intermateable with those of SAE-AS39029/56 and SAE-AS39029/57.

1 Scope

This European Standard specifies the required characteristics, tests and tooling applicable to male electrical contacts 070, type A, crimp, class S, used in elements of connection according to EN 3155-002.

It shall be used together with EN 3155-001.

The associated female contacts are defined in EN 3155-003, EN 3155-009 and EN 3155-071.

2 Normative references

The following documents, in whole or in part, are normatively referenced in this document and are indispensable for its application. For dated references, only the edition cited applies. For undated references, the latest edition of the referenced document (including any amendments) applies.

EN 2083, *Aerospace series — Copper or copper alloys conductors for electrical cables — Product standard*

EN 2242, *Aerospace series — Crimping of electric cables with conductors defined by EN 2083, EN 4434 and EN 2346*

EN 2591 ¹⁾, *Aerospace series — Elements of electrical and optical connection — Test methods*

EN 3155-001, *Aerospace series — Electrical contacts used in elements of connection — Part 001: Technical specification*

EN 3155-002, *Aerospace series — Electrical contacts used in elements of connection — Part 002: List and utilization of contacts*

EN 3155-003, *Aerospace series — Electrical contacts used in elements of connection — Part 003: Contacts, electrical, female, type A, crimp, class S — Product standard*

EN 3155-009, *Aerospace series — Electrical contacts used in elements of connection — Part 009: Contacts, electrical, female, type A, crimp, class S — Product standard*

EN 3155-071, *Aerospace series — Electrical contacts used in elements of connection — Part 071: Contacts, electrical, female, type A, crimp, class S — Product standard*

EN 4434, *Aerospace series — Copper or copper alloy lightweight conductors for electrical cables — Product standard (Normal and tight tolerances)*

ISO 8843, *Aircraft — Crimp-removable contacts for electrical connectors — Identification system*

1) All parts quoted in Table 7.

MIL-DTL-22520G, *Crimping tools, wire termination, general specification for* ²⁾

MIL-I-81969B, *Installing and removal tools, connector electrical contact, general specification for* ²⁾

SAE-AS39029, *Contacts, electrical connector, general specification for* ³⁾

SAE-AS39029/56, *Contacts, electrical connector, socket, crimp removable (for MIL-C-38999 series I, III and IV connectors)* ³⁾

SAE-AS39029/57, *Contacts, electrical connector, socket, crimp removable (for MIL-C-24308, MIL-C-38999 series II, MIL-C-55302/68, /71, /72, /75 and MIL-C-83733 connectors)* ³⁾

SAE-AS39029/58, *Contacts, electrical connector, pin, crimp removable (for MIL-C-24308, MIL-C-38999 series I, II, III, and IV and MIL-C-55302/69 and MIL-C-83733 connectors)* ³⁾

3 Terms and definitions

For the purposes of this standard, the terms and definitions given in EN 3155-001 apply.

4 Required characteristics

4.1 Specific characteristics

Type A contacts are for general application and class S corresponds to an operating temperature range from – 65 °C to 200 °C.

4.2 Dimensions and mass

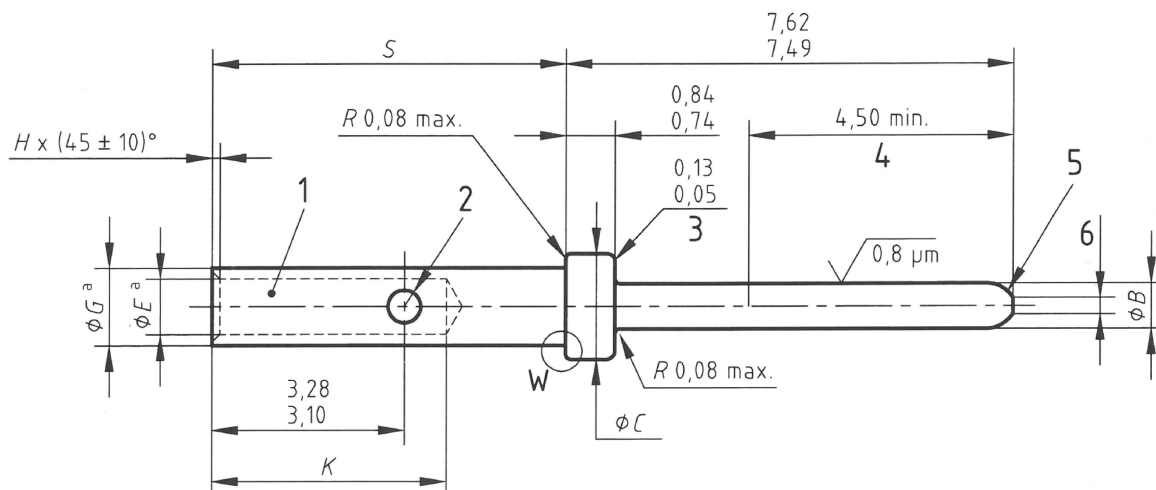
See Figure 1 to Figure 3, and Table 1.

Dimensions and tolerances are given in millimetres and apply after surface treatment.

2) Published by: DoD National (US) Mil. Department of Defense <http://www.defenselink.mil/>

3) Published by: SAE National (US) Society of Automotive Engineers <http://www.sae.org/>

FprEN 3155-070:2014 (E)



Key

- 1 Colour bands, see Table 2.
- 2 Inspection hole $\varnothing D$ (one side only).
- 3 Break or radius leading edge
- 4 Contact active area protection
- 5 Radius A
- 6 F flat

a

	$\varnothing 0,08$	$\varnothing E$	$\varnothing G$
--	--------------------	-----------------	-----------------

Figure 1 — Connector contact

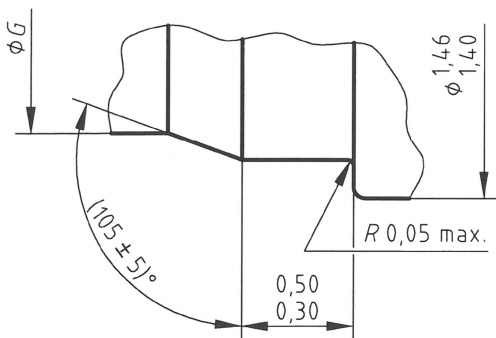


Figure 2 — Detail W for 2222 version

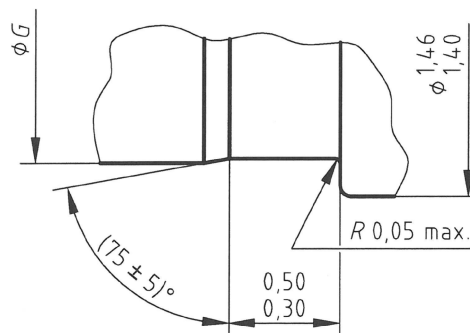


Figure 3 — Detail W for 2220 version