

SLOVENSKI STANDARD

SIST EN 3155-081:2015

01-februar-2015

Aeronavtika - Električni kontakti za uporabo v veznih elementih - 081. del: Kontakt velikosti 22 za EN 2997, električni, ženski, tip A, nagubani, razred T - Standard za proizvod

Aerospace series - Electrical contacts used in elements of connection - Part 081: Contacts size 22 for EN 2997, electrical, female, type A, crimp, class T - Product standard

Luft- und Raumfahrt - Elektrische Kontakte zur Verwendung in Verbindungselementen - Teil 081: Elektrische Buchsenkontakte Größe 22 für EN 2997, Typ A, crimpbar, Klasse T - Produktnorm

Série aérospatiale - Contacts électriques utilisés dans les organes de connexion - Partie 081 : Contacts électriques taille 22 pour EN 2997, femelles, type A, à sertir, classe T - Norme de produit

Ta slovenski standard je istoveten z: EN 3155-081:2014

ICS:

49.060	Letalska in vesoljska električna oprema in sistemi	Aerospace electric equipment and systems
--------	--	--

SIST EN 3155-081:2015

en,fr,de

iTeh STANDARD PREVIEW
(standards.iteh.ai)

[SIST EN 3155-081:2015](#)

<https://standards.iteh.ai/catalog/standards/sist/e863d1b2-7532-4f0e-a174-0af1b31f0170/sist-en-3155-081-2015>

EUROPEAN STANDARD
NORME EUROPÉENNE
EUROPÄISCHE NORM

EN 3155-081

November 2014

ICS 49.060

English Version

**Aerospace series - Electrical contacts used in elements of
connection - Part 081: Contacts size 22 for EN 2997, electrical,
female, type A, crimp, class T - Product standard**

Série aérospatiale - Contacts électriques utilisés dans les
organes de connexion - Partie 081 : Contacts électriques
taille 22 pour EN 2997, femelles, type A, à sertir, classe T -
Norme de produit

Luft- und Raumfahrt - Elektrische Kontakte zur Verwendung
in Verbindungselementen - Teil 081: Elektrische
Buchsenkontakte, Größe 22 für EN 2997, Typ A, crimpbar,
Klasse T - Produktnorm

This European Standard was approved by CEN on 14 June 2014.

CEN members are bound to comply with the CEN/CENELEC Internal Regulations which stipulate the conditions for giving this European Standard the status of a national standard without any alteration. Up-to-date lists and bibliographical references concerning such national standards may be obtained on application to the CEN-CENELEC Management Centre or to any CEN member.

This European Standard exists in three official versions (English, French, German). A version in any other language made by translation under the responsibility of a CEN member into its own language and notified to the CEN-CENELEC Management Centre has the same status as the official versions.

CEN members are the national standards bodies of Austria, Belgium, Bulgaria, Croatia, Cyprus, Czech Republic, Denmark, Estonia, Finland, Former Yugoslav Republic of Macedonia, France, Germany, Greece, Hungary, Iceland, Ireland, Italy, Latvia, Lithuania, Luxembourg, Malta, Netherlands, Norway, Poland, Portugal, Romania, Slovakia, Slovenia, Spain, Sweden, Switzerland, Turkey and United Kingdom.



EUROPEAN COMMITTEE FOR STANDARDIZATION
COMITÉ EUROPÉEN DE NORMALISATION
EUROPÄISCHES KOMITEE FÜR NORMUNG

CEN-CENELEC Management Centre: Avenue Marnix 17, B-1000 Brussels

Contents	Page
Foreword.....	3
Introduction.....	4
1 Scope	4
2 Normative references	4
3 Terms and definitions	4
4 Required characteristics.....	5
4.1 Specific characteristics.....	5
4.2 Dimensions and mass.....	5
4.3 Marking by colour code	6
4.4 Material, surface treatment.....	6
4.5 Permissible cables	6
4.6 Tooling.....	6
4.6.1 Crimping tools	6
4.6.2 Insertion/extraction tools.....	7
4.7 Cable stripping.....	7
4.8 Tests.....	7
4.9 Gauges.....	9
5 Designation	9
6 Marking	9
7 Technical specification	9

iTeh STANDARD PREVIEW
(standards.iteh.ai)

[SIST EN 3155-081:2015](https://standards.iteh.ai/catalog/standards/sist/e863d1b2-7532-4f0e-a174-0af1b31f0170/sist-en-3155-081-2015)

<https://standards.iteh.ai/catalog/standards/sist/e863d1b2-7532-4f0e-a174-0af1b31f0170/sist-en-3155-081-2015>

Foreword

This document (EN 3155-081:2014) has been prepared by the Aerospace and Defence Industries Association of Europe - Standardization (ASD-STAN).

After enquiries and votes carried out in accordance with the rules of this Association, this Standard has received the approval of the National Associations and the Official Services of the member countries of ASD, prior to its presentation to CEN.

This European Standard shall be given the status of a national standard, either by publication of an identical text or by endorsement, at the latest by May 2015, and conflicting national standards shall be withdrawn at the latest by May 2015.

Attention is drawn to the possibility that some of the elements of this document may be the subject of patent rights. CEN [and/or CENELEC] shall not be held responsible for identifying any or all such patent rights.

According to the CEN-CENELEC Internal Regulations, the national standards organizations of the following countries are bound to implement this European Standard: Austria, Belgium, Bulgaria, Croatia, Cyprus, Czech Republic, Denmark, Estonia, Finland, Former Yugoslav Republic of Macedonia, France, Germany, Greece, Hungary, Iceland, Ireland, Italy, Latvia, Lithuania, Luxembourg, Malta, Netherlands, Norway, Poland, Portugal, Romania, Slovakia, Slovenia, Spain, Sweden, Switzerland, Turkey and the United Kingdom.

ITEH STANDARD PREVIEW

(standards.iteh.ai)

SIST EN 3155-081:2015

<https://standards.iteh.ai/catalog/standards/sist/e863d1b2-7532-4f0e-a174-0af1b31f0170/sist-en-3155-081-2015>

EN 3155-081:2014 (E)**Introduction**

The contacts defined in this standard are specified for EN 2997 high density.

1 Scope

This European Standard specifies the required characteristics and tests applicable to female electrical contacts 081, type A, crimp, class T, used in elements of connection according to EN 3155-002.

It shall be used together with EN 3155-001.

The associated male contacts are defined in EN 3155-080.

2 Normative references

The following documents, in whole or in part, are normatively referenced in this document and are indispensable for its application. For dated references, only the edition cited applies. For undated references, the latest edition of the referenced document (including any amendments) applies.

EN 2083, *Aerospace series — Copper or copper alloy conductors for electrical cables — Product standard*

EN 2591 ¹⁾, *Aerospace series — Elements of electrical and optical connection — Test methods*

EN 2997 (all parts), *Aerospace series — Connectors, electrical, circular, coupled by threaded ring, fire-resistant or non fire-resistant, operating temperatures – 65 °C to 175 °C continuous, 200 °C continuous, 260 °C peak*

<https://standards.iteh.ai/catalog/standards/sist/e863d1b2-7532-4f0e-a174->

EN 3155-001, *Aerospace series — Electrical contacts used in elements of connection — Part 001: Technical specification*

EN 3155-002, *Aerospace series — Electrical contacts used in elements of connection — Part 002: List and utilization of contacts*

EN 3155-080, *Aerospace series — Electrical contacts used in elements of connection — Part 080: Contacts size 22 for EN 2997, electrical, male, type A, crimp, class T — Product standard*

ISO 8843, *Aircraft — Crimp-removable contacts for electrical connectors — Identification system*

SAE-AS22520, *Crimping tools, wire termination, general specification for* ²⁾

SAE-AS81969, *Installing and removal tools, connector electrical contact, general specification for* ²⁾

3 Terms and definitions

For the purposes of this standard, the terms and definitions given in EN 3155-001 apply.

1) All parts quoted in Table 6.

2) Published by: SAE National (US) Society of Automotive Engineers <http://www.sae.org/>

4 Required characteristics

4.1 Specific characteristics

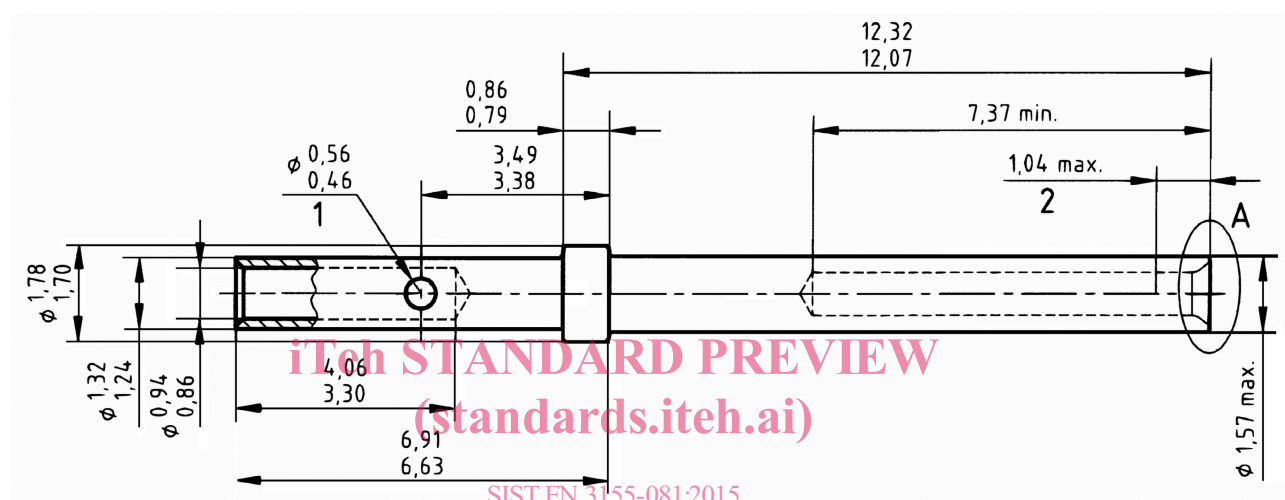
Type A contacts are for general application and class T corresponds to an operating temperature range from $-65\text{ }^{\circ}\text{C}$ to $260\text{ }^{\circ}\text{C}$.

4.2 Dimensions and mass

See Figure 1 and Figure 2.

Dimensions and tolerances are given in millimetres and apply after surface treatment.

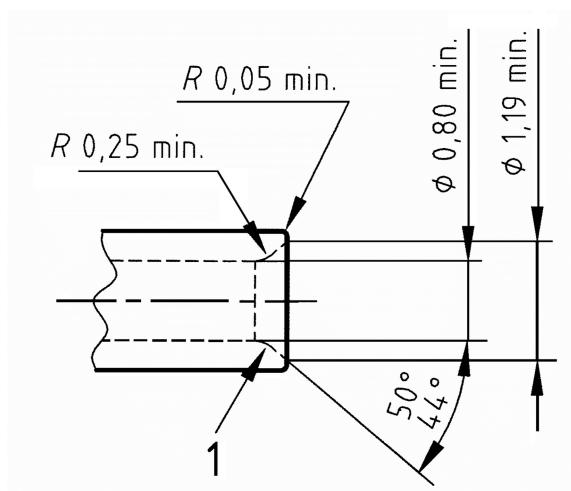
Mass: 0,20 g.



Key

- 1 One side only
- 2 Electrical engagement point

Figure 1



Key

- 1 One full rad. permissible

Figure 2 — Detail A

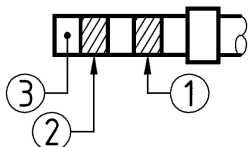
EN 3155-081:2014 (E)

4.3 Marking by colour code

See Table 1.

Table 1 — Marking

Size		Two bands according to ISO 8843		
Contact	Barrel	① Band 1	② Band 2	③ Dot
22	22	Green	Green	White



4.4 Material, surface treatment

- Body material: copper alloy.
- Surface treatment: gold on appropriate undercoat, thickness of protection not specified, selective protection permitted.

4.5 Permissible cables **iTeh STANDARD PREVIEW**
(standards.iteh.ai)

See Table 2.

Table 2 — Permissible cables

Size		Size of conductors			Rated test current A
Contact	Barrel	ASD code	Section mm ²	AWG ^a	
22	22	004	0,40	22	5
		002	0,25	24	3
		001	0,15	26	2

^a AWG = Closest American Wire Gage.

4.6 Tooling

4.6.1 Crimping tools

Conform to SAE-AS22520, see Table 3.

The qualification selector numbers used for crimping copper or copper alloy conductors in cables EN 2083 are indicated in Table 3.

It is the responsibility of the user if the parameters in Table 3 are changed for service use.

Table 3 — Crimping tools

Contact		Cable size		Tool M22520/2-01	
Contact size	Barrel size	ASD code	AWG ^a	Positioner	Selector number
22	22	001	26	M22520/2-23	3
		002	24		3
		004	22		6
		—	—		—

^a AWG = Closest American Wire Gage.

4.6.2 Insertion/extraction tools

Conform to SAE-AS81969.

See Table 4.

Table 4 — Insertion/Extraction tools

Size		Insertion tools	Extraction tools
Contact	Barrel		
22	22	M81969/1-01 or M81969/14-01	M81969/1-01 or M81969/14-01

4.7 Cable stripping

See Table 5.

Table 5 — Cable stripping

Size		Stripped length of cable mm ± 0,5
Contact	Barrel	
22	22	4,5

4.8 Tests

Tests according to EN 2591-100, see Table 6.