

SLOVENSKI STANDARD
SIST EN 4644-026:2016**01-januar-2016**

Aeronavtika - Konektor, električni in optični, pravokotni, modularni, pravokotni kontaktni vložki, stalna delovna temperatura 175 °C (ali 125 °C) - 026. del: Vtičnica, velikost 2, z ozemljitvenim ohišjem, razreda B in F - Standard za proizvod

Aerospace series - Connector, electrical and optical, rectangular, modular, rectangular inserts, operating temperature 175 °C (or 125 °C) continuous - Part 026: Receptacle size 2 with ground block, class B and F - Product standard

Luft- und Raumfahrt - Elektrische und optische Rechtecksteckverbinder, modular, rechteckige Kontakteinsätze, Dauerbetriebstemperatur 175 °C (oder 125 °C) konstant - Teil 026: Fester Steckverbinder, Größe 2, mit Erdungseinrichtung, Klassen B und F - Produktnorm

iTeh STANDARD PREVIEW
(standards.itoh.si)
<https://standards.itoh.ai/catalog/standards/sist/1700b4c6-28d1-4010-9b14-f7ea75588f60/sist-en-4644-026-2016>

Série aérospatiale - Connecteur, électrique et optique, rectangulaire, modulaire, à inserts rectangulaires, température de fonctionnement 175 °C (ou 125 °C) continu - Partie 026 : Embase, taille 2 avec bloc de masse classes B et F - Norme de produit

Ta slovenski standard je istoveten z: EN 4644-026:2015

ICS:

31.220.10	Vtiči in vtičnice, konektorji	Plug-and-socket devices. Connectors
49.060	Letalska in vesoljska električna oprema in sistemi	Aerospace electric equipment and systems

SIST EN 4644-026:2016**en,fr,de**

iTeh STANDARD PREVIEW
(standards.iteh.ai)

SIST EN 4644-026:2016

<https://standards.iteh.ai/catalog/standards/sist/1700b4c6-28d1-4010-9b14-f7ea75588f60/sist-en-4644-026-2016>

EUROPEAN STANDARD

EN 4644-026

NORME EUROPÉENNE

EUROPÄISCHE NORM

November 2015

ICS 49.060; 49.090

English Version

**Aerospace series - Connector, electrical and optical,
rectangular, modular, rectangular inserts, operating
temperature 175 °C (or 125 °C) continuous - Part 026:
Receptacle size 2 with ground block, class B and F -
Product standard**

Série aérospatiale - Connecteur, électrique et optique,
rectangulaire, modulaire, à inserts rectangulaires,
température de fonctionnement 175 °C (ou 125 °C)
continu - Partie 026 : Embase, taille 2 avec bloc de
masse classes B et F - Norme de produit

Luft- und Raumfahrt - Elektrische und optische
Rechtecksteckverbinder, modular, rechteckige
Kontakteinsätze, Dauerbetriebstemperatur 175 °C
(oder 125 °C) konstant - Teil 026: Fester
Steckverbinder, Größe 2, mit Erdungseinrichtung,
Klassen B und F - Produktnorm

iTeh STANDARD PREVIEW

This European Standard was approved by CEN on 30 June 2015.

(standards.iteh.ai)

CEN members are bound to comply with the CEN/CENELEC Internal Regulations which stipulate the conditions for giving this European Standard the status of a national standard without any alteration. Up-to-date lists and bibliographical references concerning such national standards may be obtained on application to the CEN-CENELEC Management Centre or to any CEN member.

[https://standards.iteh.ai/catalog/standards/sist/1700b4c6-28d1-4010-](https://standards.iteh.ai/catalog/standards/sist/1700b4c6-28d1-4010-9b14-f7ea75588f60/sist-en-4644-026-2016)

[9b14-f7ea75588f60/sist-en-4644-026-2016](https://standards.iteh.ai/catalog/standards/sist/1700b4c6-28d1-4010-9b14-f7ea75588f60/sist-en-4644-026-2016)

This European Standard exists in three official versions (English, French, German). A version in any other language made by translation under the responsibility of a CEN member into its own language and notified to the CEN-CENELEC Management Centre has the same status as the official versions.

CEN members are the national standards bodies of Austria, Belgium, Bulgaria, Croatia, Cyprus, Czech Republic, Denmark, Estonia, Finland, Former Yugoslav Republic of Macedonia, France, Germany, Greece, Hungary, Iceland, Ireland, Italy, Latvia, Lithuania, Luxembourg, Malta, Netherlands, Norway, Poland, Portugal, Romania, Slovakia, Slovenia, Spain, Sweden, Switzerland, Turkey and United Kingdom.



EUROPEAN COMMITTEE FOR STANDARDIZATION
COMITÉ EUROPÉEN DE NORMALISATION
EUROPÄISCHES KOMITEE FÜR NORMUNG

CEN-CENELEC Management Centre: Avenue Marnix 17, B-1000 Brussels

Contents		Page
European foreword		3
1	Scope.....	4
2	Normative references.....	4
3	Terms and definitions	4
4	Required characteristics	5
5	Designation	8

iTeh STANDARD PREVIEW
(standards.iteh.ai)

[SIST EN 4644-026:2016](https://standards.iteh.ai/catalog/standards/sist/1700b4c6-28d1-4010-9b14-f7ea75588f60/sist-en-4644-026-2016)

<https://standards.iteh.ai/catalog/standards/sist/1700b4c6-28d1-4010-9b14-f7ea75588f60/sist-en-4644-026-2016>

European foreword

This document (EN 4644-026:2015) has been prepared by the Aerospace and Defence Industries Association of Europe - Standardization (ASD-STAN).

After enquiries and votes carried out in accordance with the rules of this Association, this Standard has received the approval of the National Associations and the Official Services of the member countries of ASD, prior to its presentation to CEN.

This European Standard shall be given the status of a national standard, either by publication of an identical text or by endorsement, at the latest by May 2016, and conflicting national standards shall be withdrawn at the latest by May 2016.

Attention is drawn to the possibility that some of the elements of this document may be the subject of patent rights. CEN [and/or CENELEC] shall not be held responsible for identifying any or all such patent rights.

According to the CEN-CENELEC Internal Regulations, the national standards organizations of the following countries are bound to implement this European Standard: Austria, Belgium, Bulgaria, Croatia, Cyprus, Czech Republic, Denmark, Estonia, Finland, Former Yugoslav Republic of Macedonia, France, Germany, Greece, Hungary, Iceland, Ireland, Italy, Latvia, Lithuania, Luxembourg, Malta, Netherlands, Norway, Poland, Portugal, Romania, Slovakia, Slovenia, Spain, Sweden, Switzerland, Turkey and the United Kingdom.

[SIST EN 4644-026:2016](https://standards.iteh.ai/catalog/standards/sist/1700b4c6-28d1-4010-9b14-f7ea75588f60/sist-en-4644-026-2016)

<https://standards.iteh.ai/catalog/standards/sist/1700b4c6-28d1-4010-9b14-f7ea75588f60/sist-en-4644-026-2016>

EN 4644-026:2015 (E)**1 Scope**

This European Standard specifies the size 2 receptacle for disconnect applications used in the family of modular rectangular electrical and optical connector with rectangular inserts. The plug corresponding to this receptacle is defined in EN 4644-021 or EN 4644-022 or EN 4644-023.

2 Normative references

The following documents, in whole or in part, are normatively referenced in this document and are indispensable for its application. For dated references, only the edition cited applies. For undated references, the latest edition of the referenced document (including any amendments) applies.

EN 4644-001, *Aerospace series — Connector, electrical and optical, rectangular, modular, rectangular inserts operating temperature 175 °C (or 125 °C) continuous — Part 001: Technical specification*

EN 4644-002, *Aerospace series — Connector, electrical and optical, rectangular, modular, rectangular inserts operating temperature 175 °C (or 125 °C) continuous — Part 002: Specification of performance and contact arrangements*

EN 4644-021, *Aerospace series — Connector, electrical and optical, rectangular, modular, rectangular inserts, operating temperature 175 °C (or 125 °C) continuous — Part 021: Plug, size 2, without mounting holes, class A, C and E — Product standard*

EN 4644-022, *Aerospace series — Connector, electrical and optical, rectangular, modular, rectangular inserts, operating temperature 175 °C (or 125 °C) continuous — Part 022: Plug, size 2, with mounting holes, class A, C and E — Product standard*

EN 4644-023, *Aerospace series — Connector, electrical and optical, rectangular, modular, rectangular inserts, operating temperature 175 °C (or 125 °C) continuous — Part 023: Plug, size 2, with ground block, class B and F — Product standard*

3 Terms and definitions

For the purposes of this standard, the terms and definitions given in EN 4644-001 apply.

4 Required characteristics

4.1 Dimensions and recommended panel cut-out

See Figure 1 to Figure 3.

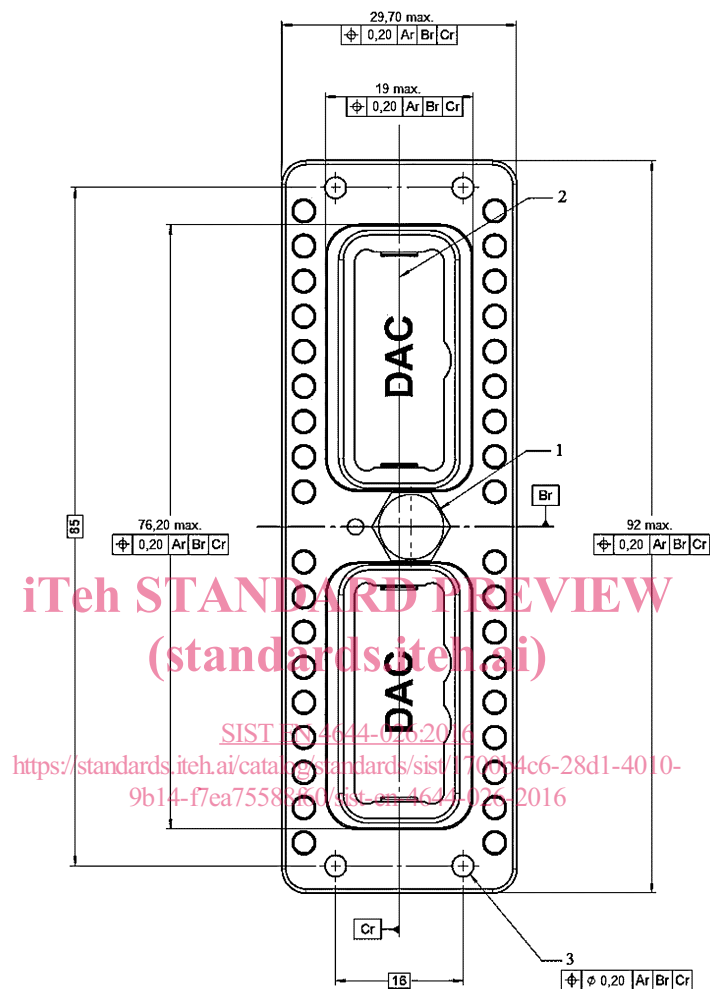
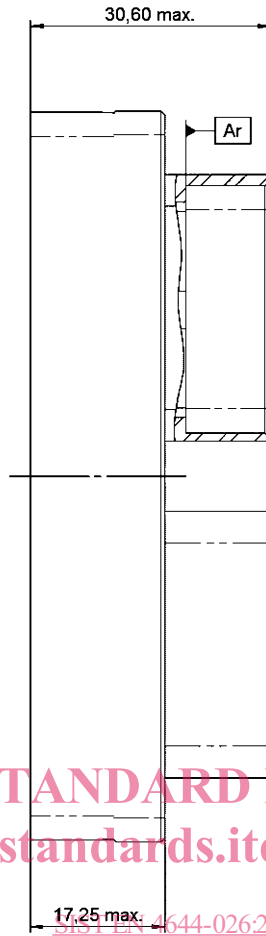


Figure 1

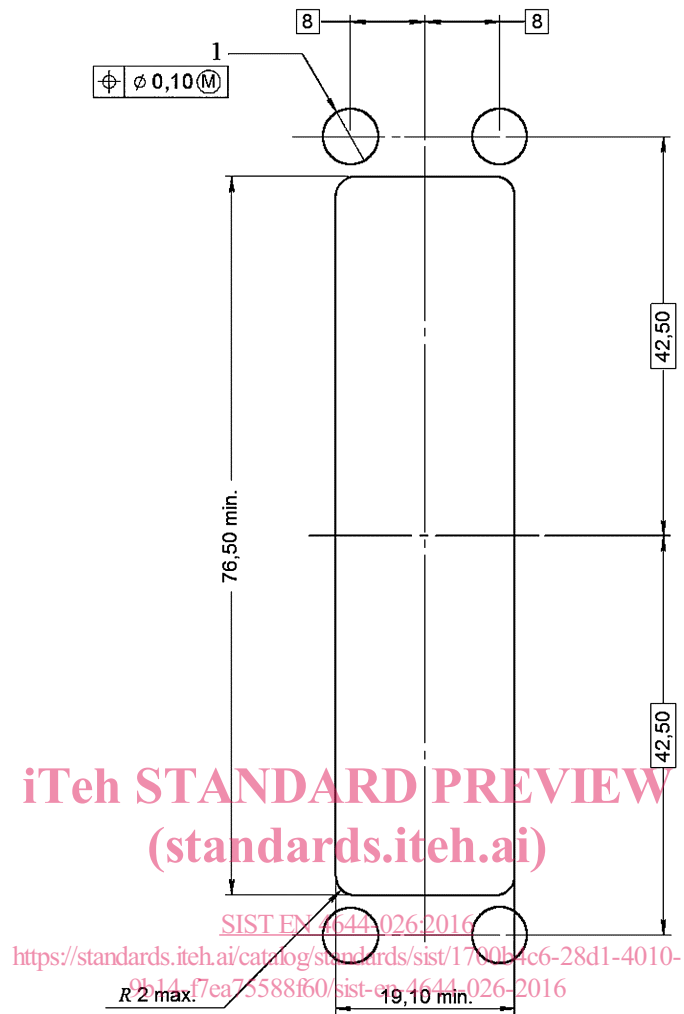


iTeh STANDARD PREVIEW
(standards.iteh.ai)

<https://standards.iteh.ai/catalog/standards/sist/1700b4c6-28d1-4010-9b14-f7ea75588f60/sist-en-4644-026-2016>

NOTE Ar axis, see EN 4644-001.

Figure 2



Key

1 6-32 UNC four screws head maximum diameter: 7,5

Figure 3 — Panel cut-out

4.2 Mass

80 g max.