

---

---

**Road vehicles — Motorcycles — Symbols  
for controls, indicators and tell-tales**

*Véhicules routiers — Motocycles — Symboles pour les commandes, les  
indicateurs et les témoins*

**iTeh STANDARD PREVIEW**  
**(standards.iteh.ai)**

[ISO 6727:2012](https://standards.iteh.ai/catalog/standards/sist/56ac1283-1d83-4cb7-901b-530863b3ad2c/iso-6727-2012)

[https://standards.iteh.ai/catalog/standards/sist/56ac1283-1d83-4cb7-901b-  
530863b3ad2c/iso-6727-2012](https://standards.iteh.ai/catalog/standards/sist/56ac1283-1d83-4cb7-901b-530863b3ad2c/iso-6727-2012)



## iTeh STANDARD PREVIEW (standards.iteh.ai)

ISO 6727:2012

<https://standards.iteh.ai/catalog/standards/sist/56ac1283-1d83-4cb7-901b-530863b3ad2c/iso-6727-2012>



### **COPYRIGHT PROTECTED DOCUMENT**

© ISO 2012

All rights reserved. Unless otherwise specified, no part of this publication may be reproduced or utilized in any form or by any means, electronic or mechanical, including photocopying and microfilm, without permission in writing from either ISO at the address below or ISO's member body in the country of the requester.

ISO copyright office  
Case postale 56 • CH-1211 Geneva 20  
Tel. + 41 22 749 01 11  
Fax + 41 22 749 09 47  
E-mail [copyright@iso.org](mailto:copyright@iso.org)  
Web [www.iso.org](http://www.iso.org)

Published in Switzerland

**Contents**

Page

<b>Foreword</b> .....	<b>iv</b>
<b>1 Scope</b> .....	<b>1</b>
<b>2 General</b> .....	<b>1</b>
<b>Annex A (normative) Lighting and signalling devices</b> .....	<b>3</b>
<b>Annex B (normative) Braking system</b> .....	<b>5</b>
<b>Annex C (normative) Engine</b> .....	<b>6</b>
<b>Annex D (normative) Fuel system</b> .....	<b>7</b>
<b>Annex E (normative) Transmission</b> .....	<b>8</b>
<b>Annex F (normative) Electrical functions in general, and electric or hybrid electric motorcycles</b> .....	<b>9</b>
<b>Annex G (normative) Security</b> .....	<b>10</b>
<b>Annex H (normative) Comfort</b> .....	<b>11</b>
<b>Bibliography</b> .....	<b>12</b>

**iTeh STANDARD PREVIEW**  
**(standards.iteh.ai)**

[ISO 6727:2012](https://standards.iteh.ai/catalog/standards/sist/56ac1283-1d83-4cb7-901b-530863b3ad2c/iso-6727-2012)

<https://standards.iteh.ai/catalog/standards/sist/56ac1283-1d83-4cb7-901b-530863b3ad2c/iso-6727-2012>

## Foreword

ISO (the International Organization for Standardization) is a worldwide federation of national standards bodies (ISO member bodies). The work of preparing International Standards is normally carried out through ISO technical committees. Each member body interested in a subject for which a technical committee has been established has the right to be represented on that committee. International organizations, governmental and non-governmental, in liaison with ISO, also take part in the work. ISO collaborates closely with the International Electrotechnical Commission (IEC) on all matters of electrotechnical standardization.

International Standards are drafted in accordance with the rules given in the ISO/IEC Directives, Part 3.

Draft International Standards adopted by the technical committees are circulated to the member bodies for voting. Publication as an International Standard requires approval by at least 75 % of the member bodies casting a vote.

Attention is drawn to the possibility that some of the elements of this part of ISO 6727 may be the subject of patent rights. ISO shall not be held responsible for identifying any or all such patent rights.

ISO 6727 was prepared by Technical Committee ISO/TC 22, *Road vehicles*, Subcommittee SC 22, *Motorcycles*.

This second edition cancels and replaces the first edition (ISO 6727:1981), which has been technically revised.

**iTeh STANDARD PREVIEW**  
**(standards.iteh.ai)**

ISO 6727:2012  
<https://standards.iteh.ai/catalog/standards/sist/56ac1283-1d83-4cb7-901b-530863b3ad2c/iso-6727-2012>

# Road vehicles — Motorcycles — Symbols for controls, indicators and tell-tales

## 1 Scope

This International Standard specifies the symbols, i.e. conventional signs, used to identify certain controls, indicators and tell-tales on a motorcycle<sup>1)</sup> and to facilitate their usage<sup>2)</sup>.

This International Standard also indicates the colours of possible optical tell-tales which warn the driver of the operation or malfunctioning of the related devices and equipment.

This International Standard is applicable to those controls, indicators and tell-tales, which, when used, are fitted on the instrument panel or in the immediate vicinity of the motorcycle rider.

## 2 General

**2.1** It is not mandatory to adopt a symbol for all controls, indicators and tell-tales likely to be fitted on the motorcycle. Nevertheless, when symbols are provided (because they have been enforced by law or for any manufacturer's reason) their type shall be as specified in this International Standard.

**2.2** The symbols must be such that, when viewed by the driver, from his normal seated position, they are recognizable as shown in Annexes A to H<sup>3)</sup>.

**2.3** Symbols on controls and tell-tales shall have a good contrast with their background. Some symbols can be only embossed if the symbols are identified clearly without paint.

**2.4** The symbol must be placed on, or adjacent to, the control or tell-tale to be identified. Where this is not possible, the symbol and the control or tell-tale must be joined by a continuous line as short as possible.

**2.5** If, in a symbol, a motorcycle or parts of a motorcycle are shown in a side view, a motorcycle driving from right to left shall be used.

**2.6** Focused light shall be represented by parallel rays and diffuse light by divergent rays.

**2.7** When the following colours are used on the optical tell-tales, they shall have the meaning indicated below:

- red: danger;
- yellow (amber): caution;

---

1) 'Motorcycle' as defined in ISO 3833.

2) Prints of these symbols for reproduction purposes may be obtained from the ISO Central Secretariat.

3) Many of these symbols are also contained in ISO 2575. The symbol reference number may be different in the two international standards but the ISO/IEC registration number is the same.

- green: safety;
- blue shall only be used for the headlight upper beam tell-tale.




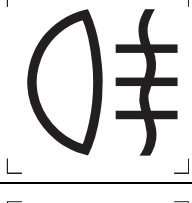
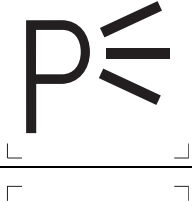

**iTeh STANDARD PREVIEW**  
**(standards.iteh.ai)**





[ISO 6727:2012](https://standards.iteh.ai/catalog/standards/sist/56ac1283-1d83-4cb7-901b-530863b3ad2c/iso-6727-2012)

<https://standards.iteh.ai/catalog/standards/sist/56ac1283-1d83-4cb7-901b-530863b3ad2c/iso-6727-2012>

## Annex A (normative)

### Lighting and signalling devices

Symbol number	Symbol form/shape	Symbol description/application	ISO/IEC registration number
A.01		<b>High (main) beam</b> Colour of telltale light: blue Framed areas of this symbol may be solid. The control operating alternately the high beam and the low beam may include two symbols, one for each of the positions: high beam, low beam.	7000-0082
A.02		<b>Low (dipped) beam</b> Framed areas of this symbol may be solid. The control operating alternately the high beam and the low beam may include two symbols, one for each of the positions: high beam, low beam.	7000-0083
A.03		<b>Front fog light</b> Colour of telltale light: green If one control is used for both front and rear fog lights, this symbol shall be used.	7000-0633
A.04		<b>Rear fog light</b> Colour of telltale light: yellow (amber) If one control is used for both front and rear fog lights, the symbol for front fog light (A.03) shall be used.	7000-0634
A.05		<b>Parking lights</b> Lighting switch may be combined with ignition control.	7000-0240
A.06		<b>Position lights</b> Lighting switch may be combined with ignition control.	7000-0456


Symbol number	Symbol form/shape	Symbol description/application	ISO/IEC registration number
A.07		<b>Master lighting switch</b> Lighting switch may be combined with ignition control.	Application of IEC 60417-5012
A.08		<b>Turn signals</b> Colour of telltale light: green Framed areas of this symbol may be solid.	7000-0084
A.09		<b>Hazard warning</b> Simultaneous operation of both green turn signal tell-tales, or separate red signal. This symbol applies only to the control and to the separate red tell-tale. Framed areas of this symbol may be solid.	7000-0085
A.10		<b>Horn</b>	7000-0244

**ITeH STANDARD PREVIEW**  
**(standards.iteh.ai)**  
 ISO 6727:2012  
<https://standards.iteh.ai/catalog/standards/sist/56ac1283-1d83-4cb7-901b-530863b3ad2c/iso-6727-2012>



## Annex B (normative)

### Braking system

Symbol number	Symbol form/shape	Symbol description/application	ISO/IEC registration number
B.01		<p><b>Anti-lock brake system, failure</b></p> <p>Colour of telltale light: yellow (amber)</p> <p>The letters "ABS" may match the type style used throughout the instrument panel.</p>	7000-1407

## iTeh STANDARD PREVIEW (standards.iteh.ai)

[ISO 6727:2012](https://standards.iteh.ai/catalog/standards/sist/56ac1283-1d83-4cb7-901b-530863b3ad2c/iso-6727-2012)

<https://standards.iteh.ai/catalog/standards/sist/56ac1283-1d83-4cb7-901b-530863b3ad2c/iso-6727-2012>