



SLOVENSKI STANDARD
SIST EN 300 743 V1.5.1:2014
01-marec-2014

Digitalna videoradiodifuzija (DVB) - Sistemi za podnaslove

Digital Video Broadcasting (DVB) - Subtitling systems

iTeh STANDARD PREVIEW
(standards.iteh.ai)

Ta slovenski standard je istoveten z: EN 300 743 Version 1.5.1

[SIST EN 300 743 V1.5.1:2014](https://standards.iteh.ai/catalog/standards/sist/3c384cb5-ab0e-4c60-af5f-54bf7d79b71e/sist-en-300-743-v1-5-1-2014)

<https://standards.iteh.ai/catalog/standards/sist/3c384cb5-ab0e-4c60-af5f-54bf7d79b71e/sist-en-300-743-v1-5-1-2014>

ICS:

33.170	Televizijska in radijska difuzija	Television and radio broadcasting
--------	-----------------------------------	-----------------------------------

SIST EN 300 743 V1.5.1:2014 **en**

iTeh STANDARD PREVIEW
(standards.iteh.ai)

[SIST EN 300 743 V1.5.1:2014](https://standards.iteh.ai/catalog/standards/sist/3c384cb5-ab0e-4c60-af5f-54bf7d79b71e/sist-en-300-743-v1-5-1-2014)

<https://standards.iteh.ai/catalog/standards/sist/3c384cb5-ab0e-4c60-af5f-54bf7d79b71e/sist-en-300-743-v1-5-1-2014>

ETSI EN 300 743 V1.5.1 (2014-01)



**Digital Video Broadcasting (DVB);
Subtitling systems
(standards.iteh.ai)**

<https://standards.iteh.ai/catalog/standards/sist/3c384cb5-ab0e-4c60-af5f-54bf7d79b71e/sist-en-300-743-v1-5-1-2014>

EBU
OPERATING EUROVISION

DVB[®]
Digital Video
Broadcasting

Reference

REN/JTC-DVB-327

Keywords

broadcasting, digital, DVB, TV, video**ETSI**

650 Route des Lucioles
F-06921 Sophia Antipolis Cedex - FRANCE

Tel.: +33 4 92 94 42 00 Fax: +33 4 93 65 47 16

Siret N° 348 623 562 00017 - NAF 742 C
Association à but non lucratif enregistrée à la
Sous-Préfecture de Grasse (06) N° 7803/88

iTeh STANDARD PREVIEW
(standards.iteh.ai)

SIST EN 300 743 V1.5.1:2014<https://standards.iteh.ai/catalog/standards/sist/3c384cb5-ab0e-4c60-af5f-54bf7d79b71e/sist-en-300-743-v1-5-1-2014>**Important notice**

Individual copies of the present document can be downloaded from:

<http://www.etsi.org>

The present document may be made available in more than one electronic version or in print. In any case of existing or perceived difference in contents between such versions, the reference version is the Portable Document Format (PDF). In case of dispute, the reference shall be the printing on ETSI printers of the PDF version kept on a specific network drive within ETSI Secretariat.

Users of the present document should be aware that the document may be subject to revision or change of status. Information on the current status of this and other ETSI documents is available at

<http://portal.etsi.org/tb/status/status.asp>

If you find errors in the present document, please send your comment to one of the following services:

http://portal.etsi.org/chaicor/ETSI_support.asp

Copyright Notification

No part may be reproduced except as authorized by written permission.
The copyright and the foregoing restriction extend to reproduction in all media.

© European Telecommunications Standards Institute 2014.

© European Broadcasting Union 2014.

All rights reserved.

DECT™, **PLUGTESTS™**, **UMTS™** and the ETSI logo are Trade Marks of ETSI registered for the benefit of its Members.
3GPP™ and **LTE™** are Trade Marks of ETSI registered for the benefit of its Members and of the 3GPP Organizational Partners.
GSM® and the GSM logo are Trade Marks registered and owned by the GSM Association.

Contents

Intellectual Property Rights	5
Foreword.....	5
1 Scope	6
2 References	6
2.1 Normative references	6
2.2 Informative references.....	6
3 Definitions and abbreviations.....	7
3.1 Definitions.....	7
3.2 Abbreviations	8
4 Introduction to DVB subtitling system	9
4.1 Overview	9
4.2 Data hierarchy and terminology	12
4.3 Temporal hierarchy and terminology	14
5 Subtitle decoder model.....	14
5.1 Decoder temporal model	15
5.1.1 Service acquisition.....	15
5.1.2 Presentation Time Stamps (PTS)	16
5.1.3 Display definition	16
5.1.4 Page composition.....	16
5.1.5 Region composition	16
5.1.6 Points to note	17
5.2 Buffer memory model	17
5.2.1 Pixel buffer memory	18
5.2.2 Region memory	18
5.2.3 Composition buffer memory	18
5.3 Cumulative display construction	18
5.4 Decoder rendering bandwidth model	18
5.4.1 Page erasure.....	19
5.4.2 Region move or change in visibility	19
5.4.3 Region fill	19
5.4.4 CLUT modification.....	19
5.4.5 Graphic object decoding	19
5.4.6 Character object decoding	20
6 PES packet format	20
7 The PES packet data for subtitling	20
7.1 Syntax and semantics of the PES data field for subtitling	20
7.2 Syntax and semantics of the subtitling segment	21
7.2.1 Display definition segment	21
7.2.2 Page composition segment.....	23
7.2.3 Region composition segment.....	24
7.2.4 CLUT definition segment	27
7.2.5 Object data segment.....	28
7.2.5.1 Pixel-data sub-block.....	30
7.2.5.2 Syntax and semantics of the pixel code strings	31
7.2.6 End of display set segment	33
7.2.7 Disparity Signalling Segment	34
8 Requirements for the subtitling data	39
8.1 Scope of Identifiers	39
8.2 Scope of dependencies	39
8.2.1 Composition page	39
8.2.2 Ancillary page.....	39

8.3	Order of delivery	39
8.3.1	PTS field	39
8.4	Positioning of regions and objects.....	39
8.4.1	Regions	39
8.4.2	Objects sharing a PTS.....	39
8.4.3	Objects added to a region.....	40
9	Translation to colour components	40
9.1	4- to 2-bit reduction	41
9.2	8- to 2-bit reduction	41
9.3	8- to 4-bit reduction	41
10	Default CLUTs and map-tables contents	41
10.1	256-entry CLUT default contents.....	41
10.2	16-entry CLUT default contents.....	42
10.3	4-entry CLUT default contents.....	43
10.4	2_to_4-bit_map-table default contents	43
10.5	2_to_8-bit_map-table default contents	44
10.6	4_to_8-bit_map-table default contents	44
11	Structure of the pixel code strings (informative).....	44
Annex A (informative): How the DVB subtitling system works.....		46
A.1	Data hierarchy and terminology	46
A.2	Temporal hierarchy and terminology	46
A.3	Decoder temporal model	46
A.4	Decoder display technology model	46
A.4.1	Region based with indexed colours.....	46
A.4.2	Colour quantization	47
A.5	Examples of the subtitling system in operation.....	47
A.5.1	Double buffering.....	47
A.5.1.1	Instant graphics	47
A.5.1.2	Stenographic subtitles	50
Annex B (informative): Use of the DDS for HDTV services.....		53
Annex C (informative): Illustration of the application of the disparity_shift_update_sequence mechanism for 3D content		54
Annex D (informative): Guidelines on the use of EN 300 743 for 3D content.....		58
Annex E (informative): Bibliography.....		62
History		63

Intellectual Property Rights

IPRs essential or potentially essential to the present document may have been declared to ETSI. The information pertaining to these essential IPRs, if any, is publicly available for **ETSI members and non-members**, and can be found in ETSI SR 000 314: "*Intellectual Property Rights (IPRs); Essential, or potentially Essential, IPRs notified to ETSI in respect of ETSI standards*", which is available from the ETSI Secretariat. Latest updates are available on the ETSI Web server (<http://ipr.etsi.org>).

Pursuant to the ETSI IPR Policy, no investigation, including IPR searches, has been carried out by ETSI. No guarantee can be given as to the existence of other IPRs not referenced in ETSI SR 000 314 (or the updates on the ETSI Web server) which are, or may be, or may become, essential to the present document.

Foreword

This European Standard (EN) has been produced by Joint Technical Committee (JTC) Broadcast of the European Broadcasting Union (EBU), Comité Européen de Normalisation ELECTrotechnique (CENELEC) and the European Telecommunications Standards Institute (ETSI).

NOTE: The EBU/ETSI JTC Broadcast was established in 1990 to co-ordinate the drafting of standards in the specific field of broadcasting and related fields. Since 1995 the JTC Broadcast became a tripartite body by including in the Memorandum of Understanding also CENELEC, which is responsible for the standardization of radio and television receivers. The EBU is a professional association of broadcasting organizations whose work includes the co-ordination of its members' activities in the technical, legal, programme-making and programme-exchange domains. The EBU has active members in about 60 countries in the European broadcasting area; its headquarters is in Geneva.

European Broadcasting Union
 CH-1218 GRAND SACONNEX (Geneva)
 Switzerland
 Tel: +41 22 717 21 11
 Fax: +41 22 717 24 81

SIST EN 300 743 V1.5.1:2014
<http://standards.iteh.ai/catalog/standards/sist/3c384cb5-ab0e-4c60-af5f-54bf7d79b71e/sist-en-300-743-v1-5-1-2014>

The Digital Video Broadcasting Project (DVB) is an industry-led consortium of broadcasters, manufacturers, network operators, software developers, regulatory bodies, content owners and others committed to designing global standards for the delivery of digital television and data services. DVB fosters market driven solutions that meet the needs and economic circumstances of broadcast industry stakeholders and consumers. DVB standards cover all aspects of digital television from transmission through interfacing, conditional access and interactivity for digital video, audio and data. The consortium came together in 1993 to provide global standardisation, interoperability and future proof specifications.

National transposition dates

Date of adoption of this EN:	9 January 2014
Date of latest announcement of this EN (doa):	30 April 2014
Date of latest publication of new National Standard or endorsement of this EN (dop/e):	31 October 2014
Date of withdrawal of any conflicting National Standard (dow):	31 October 2014

1 Scope

The present document specifies the method by which subtitles, logos and other graphical elements may be coded and carried in DVB bitstreams. The system applies Colour Look-Up Tables (CLUTs) to define the colours of the graphical elements. The transport of the coded graphical elements is based on the MPEG-2 system described in ISO/IEC 13818-1 [1].

2 References

References are either specific (identified by date of publication and/or edition number or version number) or non-specific. For specific references, only the cited version applies. For non-specific references, the latest version of the reference document (including any amendments) applies.

Referenced documents which are not found to be publicly available in the expected location might be found at <http://docbox.etsi.org/Reference>.

NOTE: While any hyperlinks included in this clause were valid at the time of publication ETSI cannot guarantee their long term validity.

2.1 Normative references

The following referenced documents are necessary for the application of the present document.

- [1] ISO/IEC 13818-1: "Information technology - Generic coding of moving pictures and associated audio information: Systems"
- [2] ETSI EN 300 468: "Digital Video Broadcasting (DVB); Specification for Service Information (SI) in DVB systems". [SIST EN 300 743 V1.5.1:2014](https://standards.ietf.org/catalog/standards/sist/3c384cb5-ab0e-4c60-af5f-34bf7d7971c0/sist-en-300-743-v1.5.1-2014)
- [3] Recommendation ITU-R BT.601: "Studio encoding parameters of digital television for standard 4:3 and wide-screen 16:9 aspect ratios". <https://standards.ietf.org/catalog/standards/sist/3c384cb5-ab0e-4c60-af5f-34bf7d7971c0/sist-en-300-743-v1.5.1-2014>
- [4] Recommendation ITU-R BT.656-4: "Interfaces for digital component video signals in 525-line and 625-line television systems operating at the 4:2:2 level of Recommendation ITU-R BT.601 (Part A)".
- [5] ETSI EN 300 743 (V1.2.1): "Digital Video Broadcasting (DVB); Subtitling systems".
- [6] ETSI EN 300 743 (V1.3.1): "Digital Video Broadcasting (DVB); Subtitling systems".

2.2 Informative references

The following referenced documents are not necessary for the application of the present document but they assist the user with regard to a particular subject area.

Not applicable.

3 Definitions and abbreviations

3.1 Definitions

For the purposes of the present document, the following terms and definitions apply:

ancillary page: means of conveying subtitle elements that may be shared by multiple **subtitle services** within a **subtitle stream**

NOTE: For example, an ancillary page can be used to carry logos or character glyphs.

Colour Look-Up Table (CLUT): look-up table applied in each region for translating the objects' pseudo-colours into the correct colours to be displayed

CLUT-family: family of CLUTs which may consist of:

- one CLUT with 4 entries;
- one CLUT with 16 entries;
- one CLUT with 256 entries.

A CLUT-family is used in a region to define colours for decoders with different rendering capabilities.

NOTE: Three CLUTs are defined to allow flexibility in the decoder design. Not all decoders may support a CLUT with 256 entries, some may provide sixteen or even only four entries. A palette of four colours might be enough for graphics that are basically monochrome, like very simple subtitles, while a palette of sixteen colours allows for cartoon-like coloured objects or coloured subtitles with antialiased edges.

composition page: means of conveying subtitle elements for one specific **subtitle service**

display definition: definition of the video image display size for which a subtitle stream has been prepared

display set: set of **subtitle segments** of a specific **subtitle service** to which the same **PTS** value is associated

epoch: period of time for which the decoder maintains an invariant memory layout

NOTE: This layout may be altered by resets to the decoder state caused by receiving page composition segments with page state = "mode change". The end of an epoch therefore signals the "death" of a **page**. The epoch may, if so desired, be considered to be the highest level data structure in DVB subtitling.

object: graphical unit that can be positioned within a **region**; examples of an object include a character glyph, a logo, a map, etc.

NOTE: Each object has its own `object_id`.

Packet Identifier (PID): Transport packet identifier

NOTE: See ISO/IEC 13818-1 [1].

page: set of subtitles for a **subtitle service** during a certain period

NOTE: A page consists of one or more **page instances**. Each page update or refresh will result in a new page instance. A page contains a number of **regions**, and in each region there may be a number of **objects**.

page composition: composition (use and positioning) of **regions** that may be displayed within the **page**

NOTE: At any new **page instance** the page composition may change; for example, some regions may not yet or no longer be displayed. At any one time, only one page composition can be active for displaying.

page instance: period of time during which that **page** does not change i.e. there is no change to the **page composition**, to any **region composition**, to any **object** within a **region** or any applicable **CLUT**

NOTE: Typically, a new page instance is defined by the **PTS** of a **display set**.

PES packet: See ISO/IEC 13818-1 [1].

pixel-data: string of data bytes that contains, in coded form, the representation of a graphical object

Presentation Time Stamp (PTS): See ISO/IEC 13818-1 [1].

region: rectangular area on the **page** in which **objects** can be positioned

NOTE: Regions may be shared by multiple **subtitling services** within the same **subtitle stream**. Objects that share one or more horizontal scan lines on the screen are included in the same region.

region composition: composition (use and positioning) of **objects** within a **region**

subtitle element: subtitle data used within a **page composition** and contained within a **subtitle segment**

NOTE: **Regions, region compositions, CLUTs** and **object** data are examples of subtitle elements.

subtitle segment: basic syntactical element of a **subtitle stream**

subtitle service: service that provides subtitling for a program for a certain purpose, such as subtitles in a specific language or for the hard of hearing

NOTE 1: A subtitle service is displayed as a series of one or more **pages**.

NOTE 2: Typically, a subtitle service meets a single communication requirement (e.g. the graphics to provide subtitles in one language for one program).

subtitle stream: stream of **subtitling segments** carried in **transport packets** identified by the same **PID**

NOTE: A subtitle stream contains one or more **subtitle services**.

transport packet: See ISO/IEC 13818-1 [1].

transport stream: stream of **transport packets** carrying one or more MPEG programs

NOTE: See ISO/IEC 13818-1 [1].

ITU STANDARD PREVIEW
(standards.iteh.ai)
SIST EN 300 743 V1.5.1:2014
<https://standards.iteh.ai/catalog/standards/sist/3c384cb5-ab0e-4c60-af5f-54bf7d79b71e/sist-en-300-743-v1-5-1-2014>

3.2 Abbreviations

For the purposes of the present document, the following abbreviations apply:

B	Blue value of colour representation in default CLUT
bslbf	bit string, left bit first
Cb	Chrominance value representing B-Y colour difference signal

NOTE: As defined in Recommendation ITU-R BT.601 [3], clause 7.2.3.

CLUT	Colour Look-Up Table
Cr	Chrominance value representing R-Y colour difference signal

NOTE: As defined in Recommendation ITU-R BT.601 [3], clause 7.2.3.

DDS	Display Definition Segment
DSS	Disparity Signalling Segment
DTV	Digital TeleVision
DVB	Digital Video Broadcasting
EDS	End of Display Set Segment
EIT	Event Information Table
G	Green value of colour representation in default CLUT
GOP	Group of Pictures
HDTV	High Definition TeleVision
IRD	Integrated Receiver Decoder
MPEG	Moving Pictures Experts Group

NOTE: WG11 in SC 29 of JTC1 of ISO/IEC.

PCR	Programme Clock Reference
PCS	Page Composition Segment
PES	Packetized Elementary Stream

NOTE: As defined in ISO/IEC 13818-1 [1].

PID	transport Packet IDentifier
-----	-----------------------------

NOTE: As defined in ISO/IEC 13818-1 [1].

PMT	Program Map Table
-----	-------------------

NOTE: As defined in ISO/IEC 13818-1 [1].

PTS	Presentation Time Stamp
-----	-------------------------

NOTE: As defined in ISO/IEC 13818-1 [1].

R	Red value of colour representation in default CLUT
---	--

RCS	Region Composition Segment
-----	----------------------------

ROM	Read-Only Memory
-----	------------------

SDT	Service Description Table
-----	---------------------------

STC	System Time Clock
-----	-------------------

T	Transparency value
---	--------------------

TS	Transport Stream
----	------------------

NOTE: As defined in ISO/IEC 13818-1 [1].

uimsbf	unsigned integer, most significant bit first
tcimsbf	two's complement integer, msb (sign) bit first
Y	luminance value

NOTE: As defined in Recommendation ITU-R BT.601 [3], clause 7.2.3.

SIST EN 300 743 V1.5.1:2014

<https://standards.iteh.ai/catalog/standards/sist/3e384eb5-ab0e-4e60-a5ff>

<https://standards.iteh.ai/catalog/standards/sist/3e384eb5-ab0e-4e60-a5ff>

4 Introduction to DVB subtitling system

The present document specifies the DVB subtitling system for the transport and coding of subtitles.

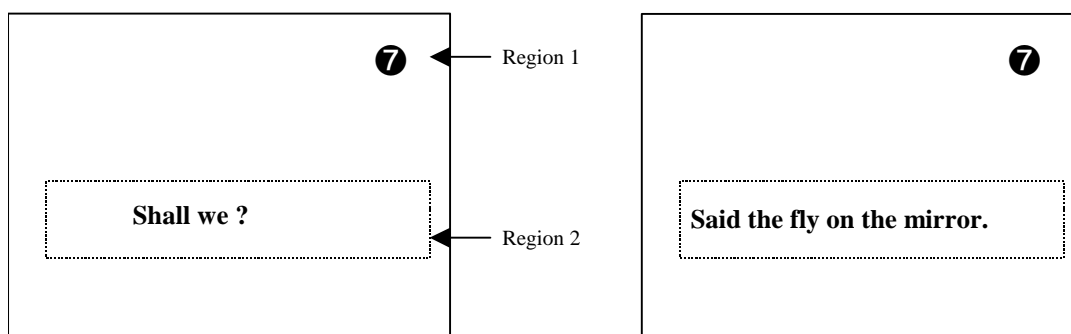
4.1 Overview

The DVB subtitling system defined in the present document provides a syntax for decoding **subtitle streams**. A subtitle stream conveys one or more **subtitle services**; each service containing the textual and/or graphical information needed to provide subtitles or glyphs for a particular purpose. Separate subtitle services may be used, for example, to convey subtitles in several languages.

Each subtitle service displays its information in a sequence of so-called **pages** that are intended to be overlaid on the associated video image. A subtitle page contains one or more **regions**, each region being a rectangular area with a specified set of attributes. These attributes include a region identifier, the horizontal and vertical size, pixel depth and background colour. A region is used as the background structure into which graphical **objects** are placed. An object may represent a character, a word, a line of text or an entire sentence; it might also define a logo or icon.

The use and positioning of objects within a region is defined by the **region composition segment**.

The use and positioning of regions within a page is defined by the **page composition segment**, in which a list of displayed regions is provided, each with their own spatial position. A page composition need not change when objects are added to or removed from a region. Furthermore regions may be declared but not used. By way of example one region can be used to display multiple subtitle fragments, as depicted in figure 1. First the text "Shall we?" is displayed in the region; subsequently this text is removed and the new text "Said the fly on the mirror" is displayed. It is possible to use more than one region at the same time; for example one region could be used to display subtitles on the bottom of the screen, while another one might be used to display a logo somewhere else on the screen.



NOTE: The subtitles are positioned within the same region.

Figure 1: Two regions overlaid on top of video; one with a logo and another one with subtitles

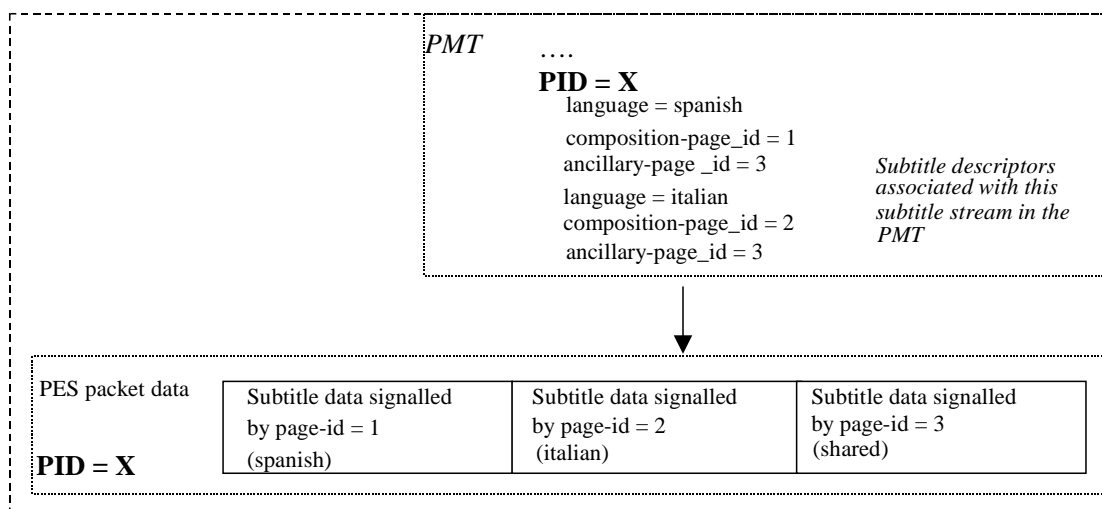
A DVB subtitle stream is carried in **PES packets** and the timing of their presentation is defined by the **PTS** in the PES header. Upon reception and decoding of the subtitle data for a page (such as the page composition, the region composition, the objects to be used and any other associated data) the page contents are displayed at the time indicated by the associated PTS. When objects are to be added, the decoder receives region composition updates and the data for the new objects, and will display the updated page at the time indicated by the new PTS. At the page update only page differences need be provided. To improve random access to DVB subtitling, a page refresh is also possible. At page refresh all the subtitling data needed to display a page is provided. Each page update or refresh will result in a new page instance. A page ceases to exist after the time-out of the page, or when a new page is defined.

To provide efficient use of display memory in the decoder the DVB subtitling system uses region based graphics with indexed pixel colours. Pixel depths of 2, 4 and 8 bits are supported allowing up to 4, 16 or 256 different pixel codes to be used in each region. Each region is associated with a single **CLUT** family to define the colour and transparency for each of the pixel codes. In most cases, one CLUT is sufficient to present correctly the colours of all objects in a region, but if it is not enough, the objects can be split horizontally into smaller objects across separate vertically adjacent regions with one CLUT each.

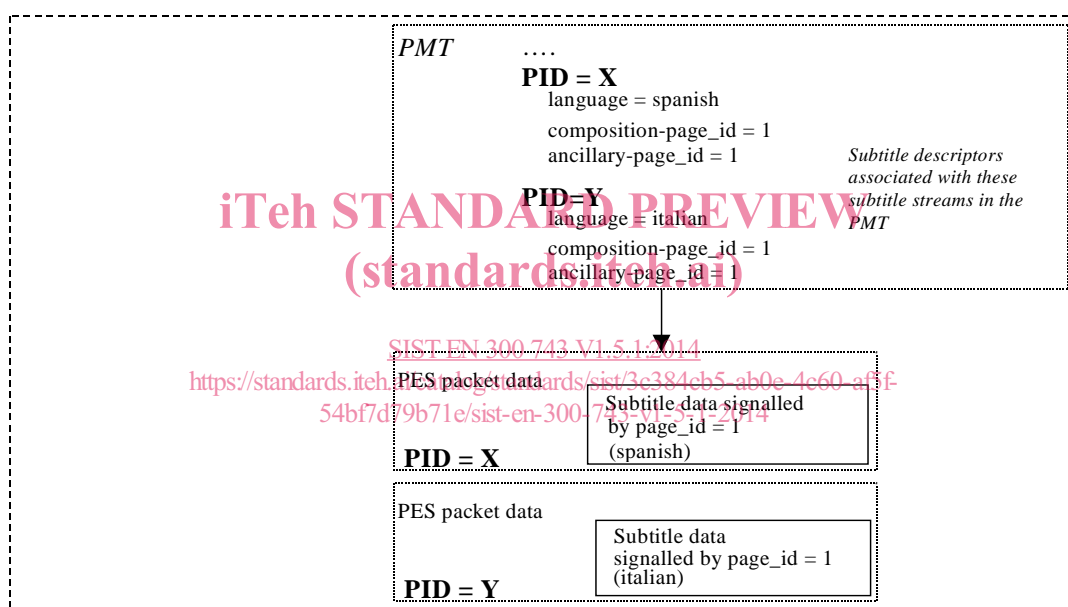
SIST EN 300 743 V1.5.1:2014

The use of CLUTs allows colour schemes to be dynamic. The colours that correspond to the entries within the region can be redefined at any suitable time, for instance in case of a CLUT with four entries from a black-grey-white scheme to a blue-grey-yellow scheme. Furthermore, a graphical unit may be divided into several regions each using a different CLUT, i.e. a different colour scheme may be applied in each of the regions. At the discretion of the encoder, objects designed for displays supporting 16 or 256 colours can be decoded into displays supporting fewer colours. A quantization algorithm is defined to ensure that the result of this process can be predicted by the originator. Use of this feature allows a single data stream to be decoded by a population of decoders with mixed, and possibly evolving, capabilities.

A subtitle stream may transport multiple subtitle service components. In this case the pages of one particular subtitle service are all identified by the same page-id value. This value is used when transporting the subtitling data so as to provide a mechanism to retrieve the data that is specific to a service from a subtitle stream. The subtitling system allows sharing of subtitling data between services within the same subtitle stream. A frequent *and often preferred* method is to convey the distinct services in different streams on separate **PIDs**. In either case the appropriate PID, language and page-ids will be signalled in the Program Map Table (**PMT**) for the television service of interest (language and page-id in the subtitling descriptor defined in DVB-SI [2]). These two approaches are illustrated in figure 2.



a: Example of use of different page_ids to distinguish between different subtitle languages for the same service (shown with a shared ancillary page)



b: Example of use of PIDs to distinguish between different subtitle languages for the same service (shown with no ancillary page)

Figure 2: Example of two ways of conveying dual language subtitles (one using shared data)

In summary, the DVB subtitling system provides a number of techniques that allow efficient transmission of the subtitling data:

- objects that occur more than once within a region need only be transmitted once, and then positioned multiple times within the region;
- objects used in more than one subtitle service need only be transmitted once;
- pixel data within objects are compressed using run-length coding;
- where the gamut of colours required for part of a graphical object is suitably limited, that part can be coded using a smaller number of bits per pixel and a map table. For example, an 8-bit per pixel graphical object may contain areas coded as 4 or 2-bits per pixel each preceded by a map table to map the 16 or 4 colours used onto the 256 colour set of the region. Similarly, a 4-bit per pixel object may contain areas coded as 2-bits per pixel;

- colour definitions can be coded using either 16 or 32-bits per CLUT entry. This provides a trade-off between colour accuracy and transmission bandwidth;
- only those CLUT values to be used need be transmitted.

The above features are fully supported within the DVB subtitling system.

Subtitle streams intended for HDTV may include an optional data structure called the **display_definition_segment** which explicitly defines the display size for which that stream has been created.

Subtitle streams associated with standard definition TV services need not include a `display_definition_segment` and may be encoded in accordance with EN 300 743 (V1.2.1) [5]. Such streams will nevertheless be decodable by decoders compliant with this and any later versions of EN 300 743.

Subtitle streams associated with standard definition TV services and intended to be decoded by decoders designed to EN 300 743 (V1.2.1) [5] shall not include a `display_definition_segment`.

In addition, functionality is provided to allow more efficient operation where there are private agreements between the data provider and the manufacturer of the decoder:

- objects resident in ROM in the decoder can be referenced;
- character codes, or strings of character codes, can be used instead of objects with the graphical representation of the character(s). This requires the decoder to be able to generate glyphs for these codes.

The private agreements required to enable these features are beyond the scope of the present document.

4.2 Data hierarchy and terminology

The basic "building block" of a DVB subtitle stream is the **subtitling segment**. These segments are carried in **PES packets**, which are in turn carried by **transport packets**. The number of segments carried in a PES packet is only limited by the maximum length of a PES packet, as defined by ISO/IEC 13818-1 [1].

A subtitle stream shall be carried in transport packets identified by the same PID. A single subtitle stream can carry several different subtitle services. All the subtitling data required for a subtitle service shall be carried by a single subtitle stream. The different subtitle services can be subtitles in different languages for a common program. Alternatively, they could in principle be for different programs (provided that the programs share a common **PCR**).

However a single subtitle stream *shall not* convey *both* a subtitle service which includes a `display_definition_segment` and one that does not; in this case the subtitle services shall be carried in separate streams and on separate PIDs.

Subtitle streams intended for HDTV services and which include a `display_definition_segment` are distinguished from those which are intended for standard definition services and have been coded in accordance with EN 300 743 (V1.2.1) [5] by the use of HDTV-specific **stream_content** & **component_type** values in the DVB component descriptor signalled in the SDT and EIT for that service [2]. This provides a means whereby legacy SD-only decoders should ignore streams which include `display_definition_segments`.

Different subtitle services can also be supplied to address different display characteristics or to address special needs. For instance:

- different subtitle services might be provided for 4:3 and 16:9 aspect ratio displays;
- subtitle services might be provided specifically for viewers with impaired hearing. These may include graphical representations of sounds.

Within a subtitle stream, a page id value is assigned to each segment. Segments can either contain data specific for one subtitle service, or data that is to be shared by more than one subtitle service. The data for a subtitle service shall be carried in segments identified by at most two different page id values:

- one page id value signalling segments with data specific for that subtitle service; the use of this type of data is mandatory;
- one page id value signalling segments with data that may be shared by multiple subtitle services; the use of this type of data is optional.

For each subtitle service a `subtitling_descriptor` as defined in EN 300 468 [2] signals the page id values of the segments needed to decode that subtitle service. The subtitling descriptor shall be included in the PMT of the program and shall be associated to the PID that conveys the subtitle stream. In the subtitling descriptor the page id of segments with data specific to that service is referred to as the **composition page id**, while the page id of segments with shared data is referred to as the **ancillary page id**. For example, the ancillary page id might signal segments carrying a logo that is common to subtitles in several different languages.

The **PTS** in the PES packet header provides presentation timing information for the subtitling data, and is associated with the subtitle data in all segments carried in that PES packet. The PTS defines the time at which the associated decoded segments should be presented. This may include removal of subtitles, for example when an entire region is removed or when all objects in a region are removed. There may be two or more PES packets with the same PTS value, for example when it is not possible or desirable to include all segments associated to the same PTS in one PES packet.

The complete set of segments of a subtitle service that are associated to the same PTS is referred to as a **display set**. The last segment of a display set shall be followed by an "end_of-display-set segment", which signals that no more subtitling data associated to a certain PTS is needed for that service before decoding can commence. The display sets shall be delivered in their correct presentation-order, and the PTSs of subsequent display sets shall differ by more than one video frame period.

For carriage of multiple types of subtitling data, several segment types are defined, in particular:

- display definition segment; a subtitle service may be intended or have been prepared for display sizes other than full standard definition television (i.e. other than 720 pixels by 576 lines – e.g. for HDTV). The optional display definition segment explicitly defines the display size for which that service has been created;
- page composition segment; the decoding of a subtitle service will typically result in the display of subsequent pages, each consisting of one or more regions; the page composition segment carries information on the page composition, such as the list of included regions, the spatial position of each region, some time-out information for the page and the state of the page;
- region composition segment; in each region typically one or more objects are positioned, while using one specific CLUT, identified by a CLUT-id; the region composition segment carries information on the region composition and on region attributes, such as the horizontal and vertical size, the background colour, the pixel depth of the region, which CLUT is used and a list of included objects with their position within the region;
- CLUT definition segment; the CLUT definition segment contains information on a specific CLUT, identified by a CLUT-id, such as the colours used for a CLUT entry;
- object data segment; the object data segment carries information on a specific object; there are two types of objects, graphical objects and text objects. An object data segment with a graphical object contains run-length encoded bitmap colours, while a text object carries a string of one character codes;
- end of display set segment; the end of display set segment contains no internal information, but is used to signal explicitly that no more segments need to be received before the decoding of the current display set can commence.

The page id value of a segment containing data for a subtitle service shall be equal either to the value of the `composition_page_id` or the `ancillary_page_id` provided in the subtitle descriptor. Page compositions are not shared by multiple subtitle services; consequently, the page id of each page composition segment shall be equal to the `composition_page_id` value.

In summary, the data hierarchy is:

- Transport Stream (TS);
- transport packets with the same PID;
- PES packets, with PTSs providing timing information;
- subtitle service;
- segments signalled by the composition page id and optionally the ancillary page id;
- where appropriate, a display definition segment;