

# ETSI EN 301 908-1 V7.1.1 (2015-03)



**IMT cellular networks;  
Harmonized EN covering the essential requirements  
of article 3.2 of the R&TTE Directive;  
Part 1: Introduction and common requirements**

*Full Standard Preview*  
*(Standard only available for members)*  
*Full Catalogue available for members*  
*ETSI EN 301 908-1 V7.1.1 (2015-03)*  
<https://standards.iteh.ai/catalog/standards/sls/301-908-1-v7-1-1-2015-03>  
<https://standards.iteh.ai/catalog/standards/sls/301-908-1-v7-1-1-2015-03>

---

**Reference**

---

REN/MSG-TFES-011-01

---

**Keywords**

---

3G, 3GPP, 3GPP2, cdma2000, cellular, digital, E-UTRA, IMT, IMT-2000, IMT-Advanced, LTE, LTE-Advanced, MAN-Advanced, mobile, radio, regulation, UMTS, UTRA, WCDMA, WiMAX**ETSI**

---

650 Route des Lucioles  
F-06921 Sophia Antipolis Cedex - FRANCE

---

Tel.: +33 4 92 94 42 00 Fax: +33 4 93 65 47 16

---

Siret N° 348 623 562 00017 - NAF 742 C  
Association à but non lucratif enregistrée à la  
Sous-Préfecture de Grasse (06) N° 7803/88

---

**Important notice**

---

The present document can be downloaded from:<http://www.etsi.org/standards-search>

The present document may be made available in electronic versions and/or in print. The content of any electronic and/or print versions of the present document shall not be modified without the prior written authorization of ETSI. In case of any existing or perceived difference in contents between such versions and/or in print, the only prevailing document is the print of the Portable Document Format (PDF) version kept on a specific network drive within ETSI Secretariat.

Users of the present document should be aware that the document may be subject to revision or change of status. Information on the current status of this and other ETSI documents is available at

<http://portal.etsi.org/tb/status/status.asp>

If you find errors in the present document, please send your comment to one of the following services:

<https://portal.etsi.org/People/CommiteeSupportStaff.aspx>

---

**Copyright Notification**

---

No part may be reproduced or utilized in any form or by any means, electronic or mechanical, including photocopying and microfilm except as authorized by written permission of ETSI.

The content of the PDF version shall not be modified without the written authorization of ETSI.

The copyright and the foregoing restriction extend to reproduction in all media.

© European Telecommunications Standards Institute 2015.

All rights reserved.

**DECT™**, **PLUGTESTS™**, **UMTS™** and the ETSI logo are Trade Marks of ETSI registered for the benefit of its Members. **3GPP™** and **LTE™** are Trade Marks of ETSI registered for the benefit of its Members and of the 3GPP Organizational Partners.

**GSM®** and the GSM logo are Trade Marks registered and owned by the GSM Association.

# Contents

Intellectual Property Rights .....	4
Foreword.....	4
Modal verbs terminology.....	5
Introduction .....	5
1 Scope .....	6
2 References .....	6
2.1 Normative references .....	6
2.2 Informative references.....	6
3 Definitions, symbols and abbreviations .....	7
3.1 Definitions.....	7
3.2 Symbols.....	9
3.3 Abbreviations .....	10
4 Technical requirements specifications .....	10
4.1 Environmental profile.....	10
4.2 Conformance requirements .....	11
4.2.1 Introduction.....	11
4.2.2 Radiated emissions (UE) .....	11
4.2.2.1 Definition .....	11
4.2.2.2 Limits .....	11
4.2.2.3 Conformance.....	12
4.2.3 Radiated emissions (BS and repeater) .....	12
4.2.3.1 Definition .....	12
4.2.3.2 Limits .....	12
4.2.3.3 Conformance.....	13
4.2.4 Control and monitoring functions (UE) .....	13
4.2.4.1 Definition .....	13
4.2.4.2 Limits .....	13
4.2.4.3 Conformance.....	13
5 Testing for compliance with technical requirements.....	13
5.1 Environmental conditions for testing .....	13
5.2 Interpretation of the measurement results .....	14
5.3 Essential radio test suites.....	14
5.3.1 Radiated emissions (UE) .....	14
5.3.1.1 Test method.....	14
5.3.1.2 Test configurations.....	15
5.3.2 Radiated emissions (BS and repeater) .....	15
5.3.2.1 Test method.....	15
5.3.2.2 Test configurations.....	16
5.3.3 Control and monitoring functions (UE) .....	17
5.3.3.1 Test method.....	17
<b>Annex A (normative): HS Requirements and conformance Test specifications Table (HS-RTT).....</b>	<b>18</b>
<b>Annex B (informative): Receiver sensitivity and correct operation of the equipment.....</b>	<b>20</b>
B.1 Receiver sensitivity .....	20
B.2 Correct functioning of the equipment.....	20
<b>Annex C (informative): Overview and organization of ETSI EN 301 908 standard parts.....</b>	<b>21</b>
<b>Annex D: Void .....</b>	<b>25</b>
<b>Annex E (informative): Bibliography.....</b>	<b>26</b>
History .....	27

# Intellectual Property Rights

IPRs essential or potentially essential to the present document may have been declared to ETSI. The information pertaining to these essential IPRs, if any, is publicly available for **ETSI members and non-members**, and can be found in ETSI SR 000 314: *"Intellectual Property Rights (IPRs); Essential, or potentially Essential, IPRs notified to ETSI in respect of ETSI standards"*, which is available from the ETSI Secretariat. Latest updates are available on the ETSI Web server (<http://ipr.etsi.org>).

Pursuant to the ETSI IPR Policy, no investigation, including IPR searches, has been carried out by ETSI. No guarantee can be given as to the existence of other IPRs not referenced in ETSI SR 000 314 (or the updates on the ETSI Web server) which are, or may be, or may become, essential to the present document.

## Foreword

This Harmonized European Standard (EN) has been produced by ETSI Technical Committee Mobile Standards Group (MSG).

The present document has been produced by ETSI in response to mandate M/284 issued from the European Commission under Directive 98/34/EC [i.1] as amended by Directive 98/48/EC [i.6].

The title and reference to the present document are intended to be included in the publication in the Official Journal of the European Union of titles and references of Harmonized Standard under the Directive 1999/5/EC [i.2].

The requirements relevant to Directive 1999/5/EC [i.2] are summarized in annex A.

The present document is part 1 of a multi-part deliverable covering the essential requirements under article 3.2 of Directive 1999/5/EC [i.2] (R&TTE Directive) for Base Stations (BS), Repeaters and User Equipment (UE) for IMT cellular networks, as identified below:

- Part 1: "Introduction and common requirements";**
- Part 2: "CDMA Direct Spread (UTRA FDD) User Equipment (UE)";
- Part 3: "CDMA Direct Spread (UTRA FDD) Base Stations (BS)";
- Part 4: "CDMA Multi-Carrier (cdma2000) User Equipment (UE)";
- Part 5: "CDMA Multi-Carrier (cdma2000) Base Stations (BS)";
- Part 6: "CDMA TDD (UTRA TDD) User Equipment (UE)";
- Part 7: "CDMA TDD (UTRA TDD) Base Stations (BS)";
- Part 8: "Harmonized EN for IMT-2000, TDMA Single-Carrier (UWC 136) (UE) covering essential requirements of article 3.2 of the R&TTE Directive";
- Part 9: "Harmonized EN for IMT-2000, TDMA Single-Carrier (UWC 136) (BS) covering essential requirements of article 3.2 of the R&TTE Directive";
- Part 10: "Harmonized EN for IMT-2000, FDMA/TDMA (DECT) covering essential requirements of article 3.2 of the R&TTE Directive";
- Part 11: "CDMA Direct Spread (UTRA FDD) (Repeaters)";
- Part 12: "Harmonized EN for IMT-2000, CDMA Multi-Carrier (cdma2000) (Repeaters) covering the essential requirements of article 3.2 of the R&TTE Directive";
- Part 13: "Evolved Universal Terrestrial Radio Access (E-UTRA) User Equipment (UE)";
- Part 14: "Evolved Universal Terrestrial Radio Access (E-UTRA) Base Stations (BS)";
- Part 15: "Evolved Universal Terrestrial Radio Access (E-UTRA FDD) (Repeaters)";

- Part 16: "Harmonized EN for IMT-2000, Evolved CDMA Multi-Carrier Ultra Mobile Broadband (UMB) (UE) covering the essential requirements of article 3.2 of the R&TTE Directive";
- Part 17: "Harmonized EN for IMT-2000, Evolved CDMA Multi-Carrier Ultra Mobile Broadband (UMB) (BS) covering the essential requirements of article 3.2 of the R&TTE Directive";
- Part 18: "E-UTRA, UTRA and GSM/EDGE Multi-Standard Radio (MSR) Base Station (BS)";
- Part 19: "OFDMA TDD WMAN (Mobile WiMAX) TDD User Equipment (UE)";
- Part 20: "OFDMA TDD WMAN (Mobile WiMAX) TDD Base Station (BS)";
- Part 21: "OFDMA TDD WMAN (Mobile WiMAX) FDD User Equipment (UE)";
- Part 22: "OFDMA TDD WMAN (Mobile WiMAX) FDD Base Stations (BS)".

<b>National transposition dates</b>	
Date of adoption of this EN:	10 March 2015
Date of latest announcement of this EN (doa):	30 June 2015
Date of latest publication of new National Standard or endorsement of this EN (dop/e):	31 December 2015
Date of withdrawal of any conflicting National Standard (dow):	31 December 2016

---

## Modal verbs terminology

In the present document "**shall**", "**shall not**", "**should**", "**should not**", "**may**", "**need not**", "**will**", "**will not**", "**can**" and "**cannot**" are to be interpreted as described in clause 3.2 of the [ETSI Drafting Rules](#) (Verbal forms for the expression of provisions).

"**must**" and "**must not**" are **NOT** allowed in ETSI deliverables except when used in direct citation.

---

## Introduction

The present document is part of a set of standards developed by ETSI and is designed to fit in a modular structure to cover all radio and telecommunications terminal equipment within the scope of the R&TTE Directive [i.2]. The modular structure is shown in ETSI EG 201 399 [i.3].

---

# 1 Scope

The present document applies to user equipment, repeaters and base stations for IMT, falling within the scope of one of the other parts of ETSI EN 301 908 [i.11], except for IMT-2000 FDMA/TDMA (DECT). The present document also covers the corresponding ancillary equipment.

NOTE 1: ETSI EN 301 908-10 [i.10] contains in particular requirements for radiated spurious emissions and control and monitoring functions applicable to IMT-2000 FDMA/TDMA (DECT) equipment.

The present document includes technical requirements which are common to equipment falling within the scope of several of the other parts.

NOTE 2: The other parts of ETSI EN 301 908 [i.11], which are listed in the foreword of the present document, specify technical requirements in respect of a particular type of IMT equipment.

NOTE 3: Recommendations ITU-R M.1457-11 [i.7] and M.2012 [i.8] define the characteristics of the members of the IMT-2000 family and IMT-Advanced respectively by means of references to technical specifications developed by Standards Development organizations. The present document applies to equipment designed to meet any version of the terrestrial specifications referenced in Recommendations ITU-R M.1457-11 [i.7] and M.2012 [i.8].

The present document is intended to cover the provisions of Directive 1999/5/EC [i.2] (R&TTE Directive), article 3.2, which states that "... radio equipment shall be so constructed that it effectively uses the spectrum allocated to terrestrial/space radio communications and orbital resources so as to avoid harmful interference."

In addition to the present document, other ENs that specify technical requirements in respect of essential requirements under other parts of article 3 of the R&TTE Directive [i.2] may apply to equipment within the scope of the present document.

NOTE 4: A list of such ENs is included on the web site <http://www.newapproach.org>.

---

## 2 References

### 2.1 Normative references

References are either specific (identified by date of publication and/or edition number or version number) or non-specific. For specific references, only the cited version applies. For non-specific references, the latest version of the referenced document (including any amendments) applies.

Referenced documents which are not found to be publicly available in the expected location might be found at <http://docbox.etsi.org/Reference>.

NOTE: While any hyperlinks included in this clause were valid at the time of publication, ETSI cannot guarantee their long term validity.

The following referenced documents are necessary for the application of the present document.

- [1] Recommendation ITU-R SM.329-12 (2012): "Unwanted emissions in the spurious domain".
- [2] ETSI EN 301 502 (V11.1.1) (07-2014): "Global System for Mobile communications (GSM); Harmonized EN for Base Station Equipment covering the essential requirements of article 3.2 of the R&TTE Directive".

### 2.2 Informative references

References are either specific (identified by date of publication and/or edition number or version number) or non-specific. For specific references, only the cited version applies. For non-specific references, the latest version of the referenced document (including any amendments) applies.

NOTE: While any hyperlinks included in this clause were valid at the time of publication, ETSI cannot guarantee their long term validity.

The following referenced documents are not necessary for the application of the present document but they assist the user with regard to a particular subject area.

- [i.1] Directive 98/34/EC of the European Parliament and of the Council of 22 June 1998 laying down a procedure for the provision of information in the field of technical standards and regulations.
- [i.2] Directive 1999/5/EC of the European Parliament and of the Council of 9 March 1999 on radio equipment and telecommunications terminal equipment and the mutual recognition of their conformity (R&TTE Directive).
- [i.3] ETSI EG 201 399: "Electromagnetic compatibility and Radio spectrum Matters (ERM); A guide to the production of Harmonized Standards for application under the R&TTE Directive".
- [i.4] Void.
- [i.5] ETSI TR 100 028 (all parts) (V1.4.1): "Electromagnetic compatibility and Radio spectrum Matters (ERM); Uncertainties in the measurement of mobile radio equipment characteristics".
- [i.6] Directive 98/48/EC of the European Parliament and of the Council of 20 July 1998 amending Directive 98/34/EC laying down a procedure for the provision of information in the field of technical standards and regulations.
- [i.7] Recommendation ITU-R M.1457-11 (2013): "Detailed specifications of the terrestrial radio interfaces of International Mobile Telecommunications-2000 (IMT-2000)".
- [i.8] Recommendation ITU-R M.2012 (2012): "Detailed specifications of the terrestrial radio interfaces of International Mobile Telecommunications-Advanced (IMT-Advanced)".
- [i.9] Recommendation ITU-R SM.1539-1 (2002): "Variation of the boundary between the out-of-band and spurious domains required for the application of Recommendations ITU-R SM.1541 and ITU-R SM.329".
- [i.10] ETSI EN 301 908-10 (V4.1.1) (07-2009): "Electromagnetic compatibility and Radio spectrum Matters (ERM); Base Stations (BS), Repeaters and User Equipment (UE) for IMT-2000 Third-Generation cellular networks; Part 10; Harmonized EN for IMT-2000, FDMA/TDMA (DECT) covering essential requirements of article 3.2 of the R&TTE Directive".
- [i.11] ETSI EN 301 908 (all parts): "IMT cellular networks; Harmonized EN covering the essential requirements of article 3.2 of the R&TTE Directive".

---

## 3 Definitions, symbols and abbreviations

### 3.1 Definitions

For the purposes of the present document, the terms and definitions given in the R&TTE Directive [i.2] and the following apply:

**ancillary equipment:** equipment (apparatus), used in connection with a User Equipment (UE), Repeater or Base Station (BS) is considered as an ancillary equipment (apparatus) if:

- the equipment is intended for use in conjunction with a user equipment UE, repeater or BS to provide additional operational and/or control features to the radio equipment, (e.g. to extend control to another position or location); and
- the equipment cannot be used on a stand-alone basis to provide user functions independently of a UE, BS or combination of BS and repeater; and
- the UE, BS or combination of BS and repeater to which it is connected, is capable of providing some intended operation, such as transmitting and/or receiving without the ancillary equipment (i.e. it is not a sub-unit of the main equipment essential to the main equipment basic functions).

**applicable part:** part of the multi-part deliverable, of which the present document is the first part, for which the scope of that document includes the equipment to be tested

**Base Station RF bandwidth:** bandwidth in which a Base Station transmits and receives multiple carriers and/or RATs simultaneously

**channel bandwidth:** RF bandwidth supporting a single E-UTRA, Mobile WiMAX or UMB RF carrier with the transmission bandwidth configured in the uplink or downlink of a cell

NOTE: The channel bandwidth is measured in MHz and is used as a reference for transmitter and receiver RF requirements.

**enclosure port:** physical boundary of the apparatus through which electromagnetic fields may radiate or impinge

NOTE: In the case of integral antenna equipment, this port is inseparable from the antenna port.

**environmental profile:** range of environmental conditions under which equipment within the scope of the present document is required to comply with the provisions of the present document

**idle mode:** state of User Equipment (UE) when switched on but with no Radio Resource Control (RRC) connection

**IMT-2000:** mobile systems as defined in Recommendation ITU-R M.1457-11 [i.7]

NOTE: Recommendation ITU-R M.1457-11 [i.7] identifies the detailed specifications for the IMT-2000 radio interfaces.

**IMT-Advanced:** mobile systems as defined in Recommendation ITU-R M.2012 [i.8]

NOTE: Recommendation ITU-R M.2012 [i.8] identifies the detailed specifications for the IMT-Advanced radio interfaces.

**Lower RF bandwidth edge:** frequency of the lower edge of the Base Station RF bandwidth, used as a frequency reference point for transmitter and receiver requirements

**MSR Base Station:** Base Station characterized by the ability of its receiver and transmitter to process two or more carriers in common active RF components simultaneously in a declared RF bandwidth, where at least one carrier is of a different RAT than the other carrier(s)

**multi-band Base Station:** Base Station characterized by the ability of its transmitter and/or receiver to process two or more carriers in common active RF components simultaneously, where at least one carrier is configured at a different non-overlapping operating band than the other carrier(s)

**port:** particular interface, of the specified equipment (apparatus), with the electromagnetic environment

NOTE: For example, any connection point on an equipment intended for connection of cables to or from that equipment is considered as a port (see figure 3.1-1).

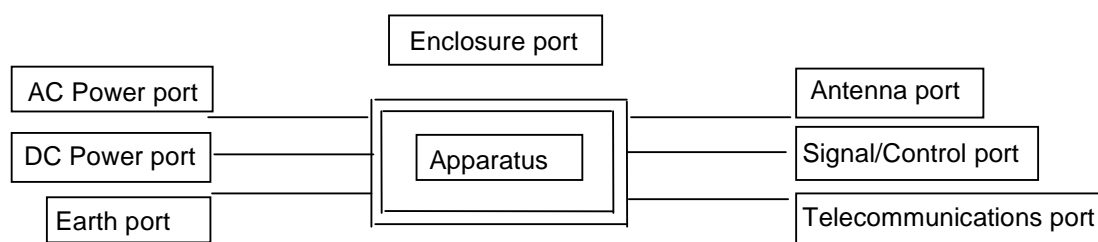


Figure 3.1-1: Examples of ports



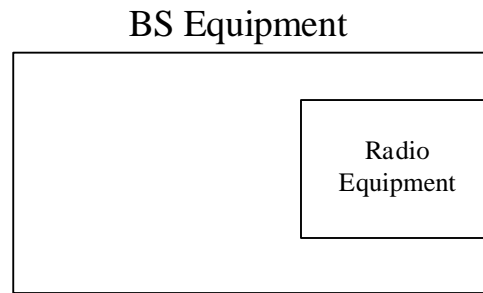


Figure 3.1-2: BS with single enclosure solution

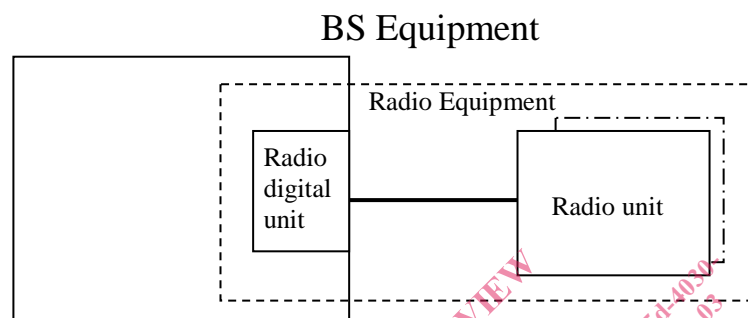


Figure 3.1-3: BS with multiple enclosure solution

**radio communications equipment:** telecommunications equipment which includes one or more transmitters and/or receivers and/or parts thereof for use in a fixed, mobile or portable application

NOTE: It can be operated with ancillary equipment but if so is not dependent on it for basic functionality.

**radio digital unit:** equipment which contains base band and functionality for controlling Radio unit

**radio equipment:** equipment which contains Radio digital unit and Radio unit

**radio unit:** equipment which contains transmitter and receiver

**signal and control port:** port which carries information or control signals, excluding antenna ports

**telecommunication port:** port which is intended to be connected to telecommunication networks (e.g. public switched telecommunication networks, integrated services digital networks), local area networks (e.g. Ethernet, token ring) and similar networks

**traffic mode:** state of User Equipment (UE) when switched on and with Radio Resource Control (RRC) connection established

**Upper RF bandwidth edge:** frequency of the upper edge of the Base Station RF bandwidth, used as a frequency reference point for transmitter and receiver requirements

**WiMAX:** trade marked name for the OFDMA TDD WMAN IMT technology

## 3.2 Symbols

For the purposes of the present document, the following symbols apply:

$BW_{\text{Channel}}$	Channel bandwidth
$F_{\text{BW RF, high}}$	Upper RF bandwidth edge
$F_{\text{BW RF, low}}$	Lower RF bandwidth edge

### 3.3 Abbreviations

For the purposes of the present document, the following abbreviations apply:

BS	Base Station
CDMA	Code Division Multiple Access
CW	Continuous Wave
DECT	Digital Enhanced Cordless Telecommunication
e.i.r.p.	equivalent isotropically radiated power
e.r.p.	effective radiated power
EDGE	Enhanced Data rates for GSM Evolution
EMC	ElectroMagnetic Compatibility
ERM	Electromagnetic compatibility and Radio spectrum Matters
EUT	Equipment Under Test
E-UTRA	Evolved Universal Terrestrial Radio Access

NOTE: Also known as LTE.

FDD	Frequency Division Duplex
FDMA	Frequency Division Multiple Access
GSM	Global System for Mobile communications
IMT	International Mobile Telecommunications

NOTE: Includes both IMT-2000 and IMT-Advanced RITs.

ITU-R	International Telecommunication Union Radio sector
LTE	Long Term Evolution

NOTE: Also known as E-UTRA.

MSG	Mobile Standards Group
MSR	Multi-Standard Radio
OFDMA	Orthogonal Frequency Division Multiple Access
R&TTE	Radio Telecommunications and Terminal Equipment
RAT	Radio Access Technology
RF	Radio Frequency
RIT	Radio Interface Technology
RMS	Root Mean Square
RRC	Radio Resource Control
SDO	Standard Development Organization
TDD	Time Division Duplex
TDMA	Time Division Multiple Access
TFES	Task Force for European Standards for IMT
TIA	Telecommunications Industry Association
UE	User Equipment
UMB	Ultra Mobile Broadband
UTRA	Universal Terrestrial Radio Access
UWC	Universal Wireless Communications
WMAN	Wireless Metropolitan Area Network

## 4 Technical requirements specifications

### 4.1 Environmental profile

The technical requirements of the present document apply under the environmental profile for operation of the equipment, which shall be declared by the supplier. The equipment shall comply with all the technical requirements of the present document at all times when operating within the boundary limits of the declared operational environmental profile.