
International Standard



364

INTERNATIONAL ORGANIZATION FOR STANDARDIZATION • МЕЖДУНАРОДНАЯ ОРГАНИЗАЦИЯ ПО СТАНДАРТИЗАЦИИ • ORGANISATION INTERNATIONALE DE NORMALISATION

Textile machinery and accessories — Twin wire healds for weaving machines with heald frames

Matériel pour l'industrie textile — Lisses à deux fils soudés pour tissage avec cadres

First edition — 1983-05-15

ITeH STANDARD PREVIEW
(standards.iteh.ai)

ISO 364:1983

<https://standards.iteh.ai/catalog/standards/sist/b714395f-3ffb-47a6-b981-4860430a84e8/iso-364-1983>

UDC 677.058.12

Ref. No. ISO 364-1983 (E)

Descriptors : textile machinery, weaving, healds, dimensions, classifications, designation.

Foreword

ISO (the International Organization for Standardization) is a worldwide federation of national standards bodies (ISO member bodies). The work of developing International Standards is carried out through ISO technical committees. Every member body interested in a subject for which a technical committee has been authorized has the right to be represented on that committee. International organizations, governmental and non-governmental, in liaison with ISO, also take part in the work.

Draft International Standards adopted by the technical committees are circulated to the member bodies for approval before their acceptance as International Standards by the ISO Council.

International Standard ISO 364 was developed by Technical Committee ISO/TC 72, *Textile machinery and allied machinery and accessories*, and was circulated to the member bodies in November 1981.

It has been approved by the member bodies of the following countries:

Australia	France	South Africa, Rep. of
Belgium	Germany, F.R.	Spain
Brazil	India	Switzerland
Bulgaria	Ireland	Turkey
China	Japan	United Kingdom
Czechoslovakia	Korea, Rep. of	USSR
Egypt, Arab Rep. of	Romania	Yugoslavia

The member body of the following country expressed disapproval of the document on technical grounds:

Poland

This International Standard cancels and replaces ISO Recommendation R 364-1967, of which it constitutes a technical revision.

Textile machinery and accessories — Twin wire healds for weaving machines with heald frames

iTeh STANDARD PREVIEW
(standards.iteh.ai)

1 Scope and field of application

This International Standard specifies the types and lays down the dimensions of twin wire healds for weaving machines with heald frames.

ISO 364:1983
<https://standards.iteh.ai/catalog/standards/sist/b714595f-51fb-47a6-b981-4860430a84e8/iso-364-1983>

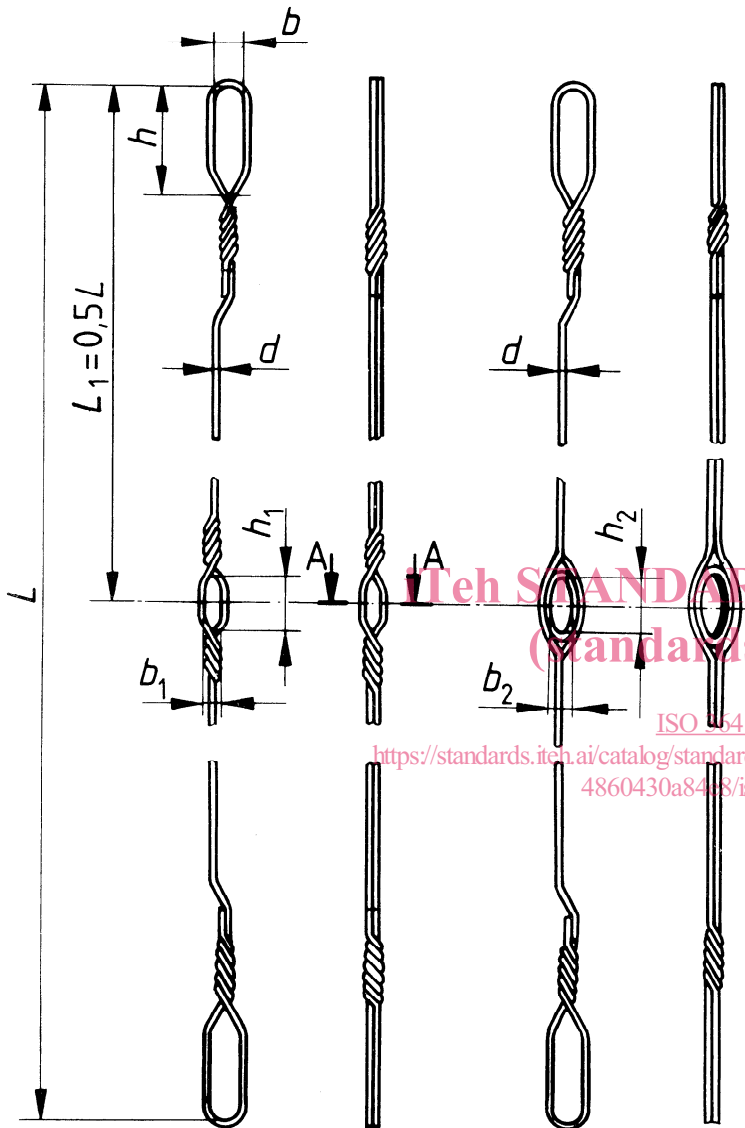
2 Dimensions

Type F

with formed thread eye

Type M

with inset mail

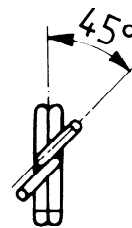


The upper end loop should have a distinguishing mark

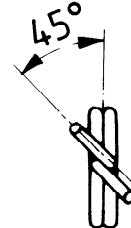
Direction of thread eye or of the inset mail

open to the right, R

open to the left, L*



A-A



A-A

STANDARD PREVIEW
(standardsiteh.ai)

With a thickness of the wire of 0,5 mm (No. 26) and more the mail is twisted in

ISO 364:1983

<https://standards.iteh.ai/catalog/standards/sist/b714395f-3ffb-47a6-b981-4860430a8448/iso-364-1983>

- b = Internal width of end loops
- b_1 = Internal width of formed eye
- b_2 = Internal width of inset mail
- d = Thickness of wire
- h = Internal length of end loops

- h_1 = Internal length of formed eye
- h_2 = Internal length of inset mail
- L = Distance inside end loops
- L_1^{**} = Distance of upper end loop to the centre of the thread eye or of the mail

* Healds with thread eye open to the right, R, are to be preferred.

** Normally, the eye of the inset mail is located centrally in the heald. If it is out of centre, the distance from the upper end loop to the centre of the thread eye should be prescribed.

Table of dimensions

Dimensions in millimetres

Distance inside end loops <i>L</i>	Basic dimensions					Co-ordinated dimensions								
	Thickness of wire		Type F formed eye	Type M inset mail		Dimensions of end loops <i>h</i> × <i>b</i>	Distance inside end loops <i>L</i>							
	<i>d</i>	No.*	<i>h</i> ₁ × <i>b</i> ₁	<i>h</i> ₂ × <i>b</i> ₂	No.*		280	300	330	380	420	450	480	520
280	0,25	34	5 × 1	2,6 × 0,9	1 010 R	16 × 4			x					
300	0,3	32	6 × 1,5	2,6 × 0,9	1 010 R	16 × 4	x	x	x					
	0,35	30	6 × 1,5	3,2 × 1,3	1 015 R	16 × 4	x	x	x					
330	0,4	28	7 × 2	4 × 1,5	1 020 R	16 × 4	x	x	x	x	x			
380				5,2 × 2,3	355 R	16 × 4	x	x	x	x	x			
420	0,5	26	8 × 2,5	5,6 × 2,7	380 R	16 × 4	x	x	x	x	x	x	x	
				6,6 × 3,9	1 080 R	16 × 4	x	x	x	x	x	x		
450	0,6	24	—	6,6 × 3,9	1 080 R	16 × 4			x	x	x	x		
480				8 × 4,2	390 R	16 × 4			x	x	x	x		
520	0,7	22	—	8 × 4,2	390 R	18 × 5			x					x
				10 × 6,3	450 R	22 × 6,5			x					x
						18 × 5			x					x
	0,9	20	—	10 × 6,3	450 R	22 × 6,5			x					x
						18 × 5			x					x

* The gauge and mail numbers are given for information only.

ISO 364:1983

<https://standards.iteh.ai/catalog/standards/sist/b714395f-3ffb-47a6-b981-4860430a84e8/iso-364-1983>

3 Designation

Designation of a twin wire heald for weaving machines shall include the following information, in the order given:

- the name;
- a reference to this International Standard;
- the type, that is, with formed thread eye (F) or inset mail (M);
- the direction of thread eye or inset mail (L or R);
- the thickness of wire;
- the distance inside end loops;
- the dimensions of end loops;
- the inside dimensions of thread eye or inset mail.

Example:

Designation for a twin wire heald with an inset mail (type M) of 4 mm × 1,5 mm which is open to the right (R), with a wire thickness of 0,4 mm, a distance inside end loops of 330 mm, and a size of the end loops of 16 mm × 4 mm:

Twin wire heald ISO 364 - MR 0,4 × 330 - 16 × 4 - 4 × 1,5

iTeh STANDARD PREVIEW

This page intentionally left blank
(standards.iteh.ai)

ISO 364:1983

<https://standards.iteh.ai/catalog/standards/sist/b714395f-3ffb-47a6-b981-4860430a84e8/iso-364-1983>

iTeh STANDARD PREVIEW

This page intentionally left blank
(standards.iteh.ai)

ISO 364:1983

<https://standards.iteh.ai/catalog/standards/sist/b714395f-3ffb-47a6-b981-4860430a84e8/iso-364-1983>

iTeh STANDARD PREVIEW

This page intentionally left blank
(standards.iteh.ai)

ISO 364:1983

<https://standards.iteh.ai/catalog/standards/sist/b714395f-3ffb-47a6-b981-4860430a84e8/iso-364-1983>