

---

---

## Analysis of natural gas — Validation methods for gaseous reference materials

*Analyse du gaz naturel — Méthodes de validation pour matériaux de  
référence gazeux*

iTeh Standards  
(<https://standards.iteh.ai>)  
Document Preview

[ISO/TR 24094:2006](https://standards.iteh.ai/catalog/standards/iso/9c2e11b7-55b2-4512-ac79-f7379d4d126b/iso-tr-24094-2006)

<https://standards.iteh.ai/catalog/standards/iso/9c2e11b7-55b2-4512-ac79-f7379d4d126b/iso-tr-24094-2006>



**PDF disclaimer**

This PDF file may contain embedded typefaces. In accordance with Adobe's licensing policy, this file may be printed or viewed but shall not be edited unless the typefaces which are embedded are licensed to and installed on the computer performing the editing. In downloading this file, parties accept therein the responsibility of not infringing Adobe's licensing policy. The ISO Central Secretariat accepts no liability in this area.

Adobe is a trademark of Adobe Systems Incorporated.

Details of the software products used to create this PDF file can be found in the General Info relative to the file; the PDF-creation parameters were optimized for printing. Every care has been taken to ensure that the file is suitable for use by ISO member bodies. In the unlikely event that a problem relating to it is found, please inform the Central Secretariat at the address given below.

iTeh Standards  
(<https://standards.iteh.ai>)  
Document Preview

[ISO/TR 24094:2006](https://standards.iteh.ai/catalog/standards/iso/9c2e11b7-55b2-4512-ac79-f7379d4d126b/iso-tr-24094-2006)

<https://standards.iteh.ai/catalog/standards/iso/9c2e11b7-55b2-4512-ac79-f7379d4d126b/iso-tr-24094-2006>

© ISO 2006

All rights reserved. Unless otherwise specified, no part of this publication may be reproduced or utilized in any form or by any means, electronic or mechanical, including photocopying and microfilm, without permission in writing from either ISO at the address below or ISO's member body in the country of the requester.

ISO copyright office  
Case postale 56 • CH-1211 Geneva 20  
Tel. + 41 22 749 01 11  
Fax + 41 22 749 09 47  
E-mail [copyright@iso.org](mailto:copyright@iso.org)  
Web [www.iso.org](http://www.iso.org)

Published in Switzerland

## Contents

Page

<b>Foreword</b> .....	<b>iv</b>
<b>1 Scope</b> .....	<b>1</b>
<b>2 Normative references</b> .....	<b>1</b>
<b>3 Development of the validation methods</b> .....	<b>2</b>
<b>4 Results of the VAMGAS project</b> .....	<b>5</b>
<b>Annex A (informative) Report on the validation methods for gaseous reference materials</b> .....	<b>6</b>
<b>Bibliography</b> .....	<b>47</b>

iTeh Standards  
(<https://standards.iteh.ai>)  
Document Preview

[ISO/TR 24094:2006](https://standards.iteh.ai/catalog/standards/iso/9c2e11b7-55b2-4512-ac79-f7379d4d126b/iso-tr-24094-2006)

<https://standards.iteh.ai/catalog/standards/iso/9c2e11b7-55b2-4512-ac79-f7379d4d126b/iso-tr-24094-2006>

## Foreword

ISO (the International Organization for Standardization) is a worldwide federation of national standards bodies (ISO member bodies). The work of preparing International Standards is normally carried out through ISO technical committees. Each member body interested in a subject for which a technical committee has been established has the right to be represented on that committee. International organizations, governmental and non-governmental, in liaison with ISO, also take part in the work. ISO collaborates closely with the International Electrotechnical Commission (IEC) on all matters of electrotechnical standardization.

International Standards are drafted in accordance with the rules given in the ISO/IEC Directives, Part 2.

The main task of technical committees is to prepare International Standards. Draft International Standards adopted by the technical committees are circulated to the member bodies for voting. Publication as an International Standard requires approval by at least 75 % of the member bodies casting a vote.

In exceptional circumstances, when a technical committee has collected data of a different kind from that which is normally published as an International Standard ("state of the art", for example), it may decide by a simple majority vote of its participating members to publish a Technical Report. A Technical Report is entirely informative in nature and does not have to be reviewed until the data it provides are considered to be no longer valid or useful.

Attention is drawn to the possibility that some of the elements of this document may be the subject of patent rights. ISO shall not be held responsible for identifying any or all such patent rights.

ISO/TR 24094 was prepared by Technical Committee ISO/TC 193, *Natural gas*, Subcommittee SC 1, *Analysis of natural gas*.

[ISO/TR 24094:2006](https://standards.iteh.ai/catalog/standards/iso/9c2e11b7-55b2-4512-ac79-f7379d4d126b/iso-tr-24094-2006)

<https://standards.iteh.ai/catalog/standards/iso/9c2e11b7-55b2-4512-ac79-f7379d4d126b/iso-tr-24094-2006>

# Analysis of natural gas — Validation methods for gaseous reference materials

## 1 Scope

This Technical Report describes the validation of the calorific value and density calculated from current practice natural gas analysis by statistical comparison with values obtained by measurement using a reference calorimeter and a density balance.

## 2 Normative references

The following referenced documents are indispensable for the application of this document. For dated references, only the edition cited applies. For undated references, the latest edition of the referenced document (including any amendments) applies.

ISO 6142, *Gas analysis — Preparation of calibration gas mixtures — Gravimetric method*

ISO 6974-1, *Natural gas — Determination of composition with defined uncertainty by gas chromatography — Part 1: Guidelines for tailored analysis*

ISO 6974-2, *Natural gas — Determination of composition with defined uncertainty by gas chromatography — Part 2: Measuring-system characteristics and statistics for processing of data*

ISO 6974-3, *Natural gas — Determination of composition with defined uncertainty by gas chromatography — Part 3: Determination of hydrogen, helium, oxygen, nitrogen, carbon dioxide and hydrocarbons up to C8 using two packed columns*

ISO 6974-4, *Natural gas — Determination of composition with defined uncertainty by gas chromatography — Part 4: Determination of nitrogen, carbon dioxide and C1 to C5 and C6+ hydrocarbons for a laboratory and on-line measuring system using two columns*

ISO 6974-5, *Natural gas — Determination of composition with defined uncertainty by gas chromatography — Part 5: Determination of nitrogen, carbon dioxide and C1 to C5 and C6+ hydrocarbons for a laboratory and on-line process application using three columns*

ISO 6974-6, *Natural gas — Determination of composition with defined uncertainty by gas chromatography — Part 6: Determination of hydrogen, helium, oxygen, nitrogen, carbon dioxide and C1 to C8 hydrocarbons using three capillary columns*

ISO 6976, *Natural gas — Calculation of calorific values, density, relative density and Wobbe index from composition*

*Guide to the expression of uncertainty in measurement (GUM)*, BIPM/IEC/IFCC/ISO/IUPAC/IUPAP/OIML, 1995

### 3 Development of the validation methods

The validation methods for gaseous reference materials (VAMGAS) project was established by a group of European gas companies as an approach to confirming the practices used in natural gas analysis and physical property calculations.

The VAMGAS project proposed comparing the calorific value and density calculated from the current practices for natural gas analyses with values obtained by measurement using a reference calorimeter (located at the Ofgas, UK laboratory) and density balance (located at the Ruhrgas, Germany laboratory). Robust statistical comparisons allowed an assessment of the validity of the practices.

The natural gas analysis practice covered by the VAMGAS project can be divided into the following steps:

- The gravimetric preparation of gas mixtures used as calibrants in the analysis of natural gas in accordance with ISO 6142. At the highest level, these mixtures are categorized as primary reference gas mixtures (PRMs) and are available from national institutes such as Bundesanstalt für Materialforschung und -prüfung (BAM) of Germany and Nederlands Meetinstituut (NMI) of the Netherlands.
- The analysis of natural gas by gas chromatographic methods, such as those given in ISO 6974 (all parts). This is a multiple part International Standard that provides a number of different approaches to the gas chromatographic analysis of natural gas. ISO 6974-2 describes the processing of calibration and analytical data to determine the uncertainties on sample component concentrations that are required for the calculation of uncertainties on calculated physical property values of the sample gas.
- The calculation of the values of physical properties from the results of the gas chromatographic analyses as described in ISO 6976.

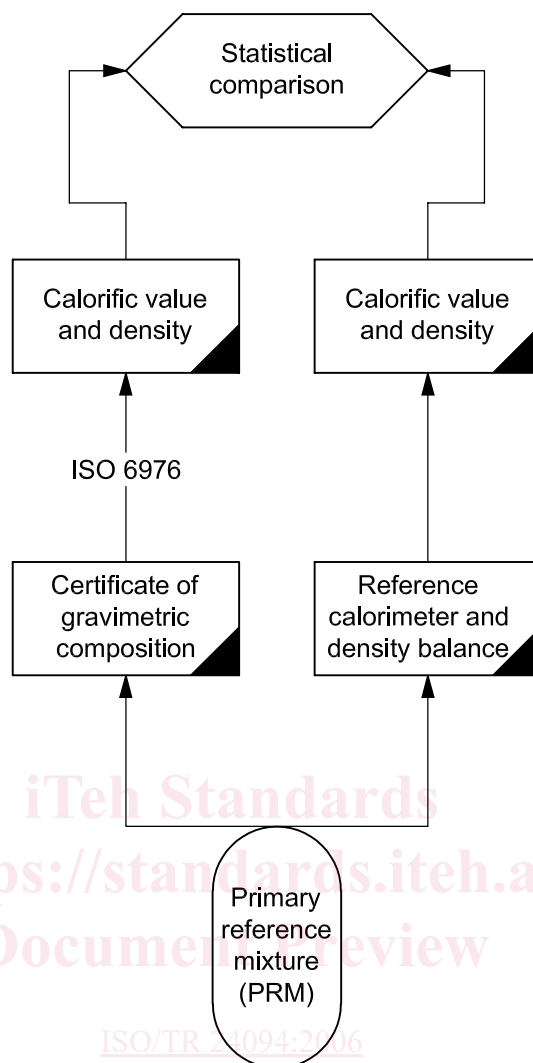
The VAMGAS project was divided in two parts:

- a) Part 1: comparison of the calorific values and densities of two PRMs calculated from the gravimetric preparation data against the values obtained from the reference calorimeter and density balance (see Figure 1);
- b) Part 2: gas chromatography intercomparison exercise, in which calorific values and densities calculated from the analyses of two natural gases (with bracketing calibration using PRMs) were compared to the values obtained from the reference calorimeter and density balance (see Figure 2).

The two separate exercises would enable problems arising from either the gravimetric preparation or the gas chromatographic analyses to be identified.

The participants in the VAMGAS project were Ruhrgas AG (Germany and project co-ordinator), Gasunie (the Netherlands), Gaz de France (France), BAM (Germany), NMI (the Netherlands) and Ofgem (previously Ofgas, the UK). In addition, a total of 18 laboratories participated in the gas chromatography intercomparison.

The technical report from the VAMGAS is given in Annex A.



**Figure 1 — Schematic concept of part 1 of the VAMGAS project**

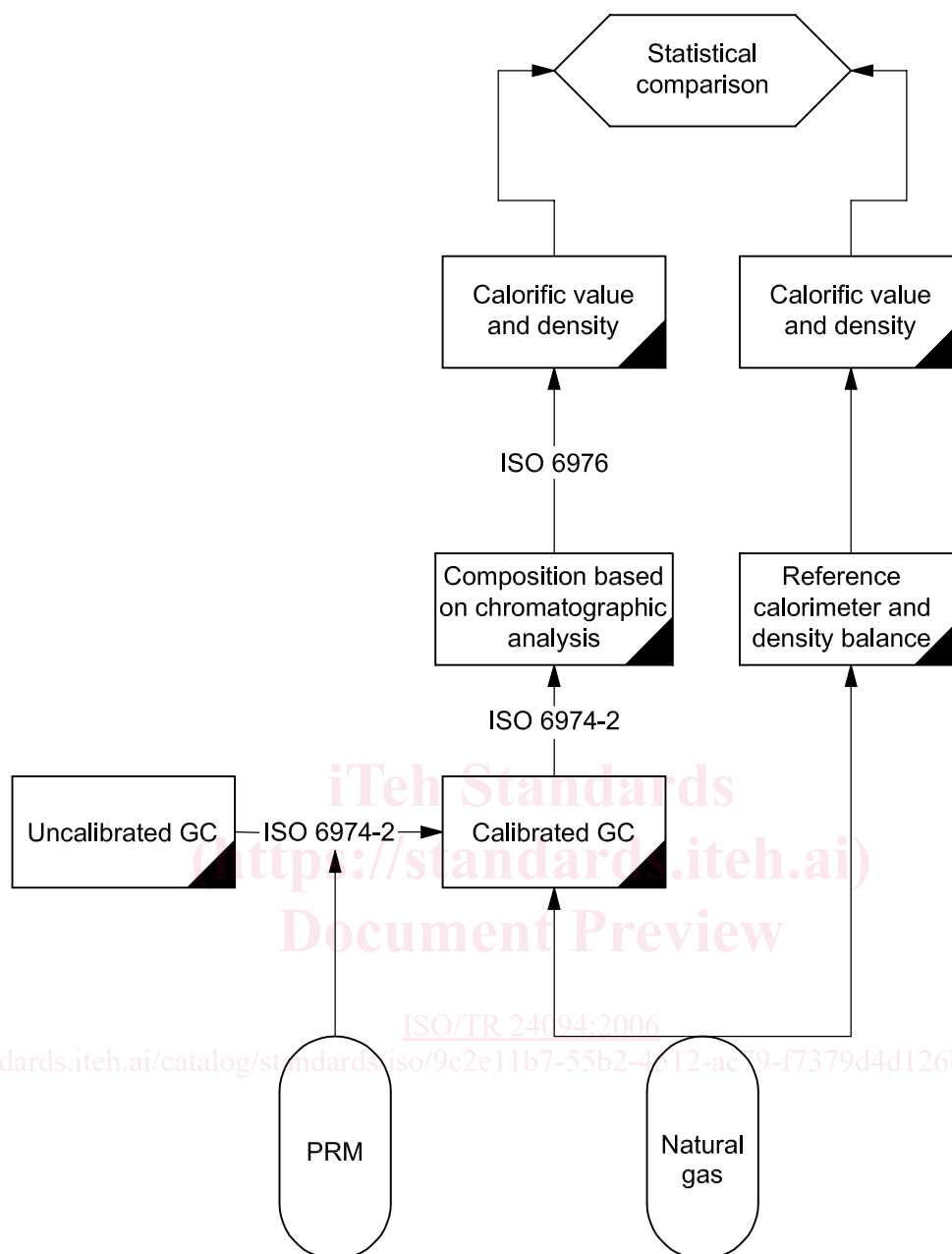


Figure 2 — Schematic concept of part 2 of the VAMGAS project



## 4 Results of the VAMGAS project

The project report provides results on two sets of comparisons.

- a) The results of the exercise using the PRMs showed statistical agreement between the calorific values and densities calculated from the gravimetric preparation data and the values of these physical properties obtained from direct measurement using reference instruments.
- b) The results of the gas chromatographic intercomparison showed statistical agreement between the calorific values and densities calculated from gas chromatographic analyses, carried out using PRMs as calibrants, and the values of these physical properties obtained from direct measurements using reference instruments.

It can be concluded that the VAMGAS project has validated the current systems of natural gas analyses and calculation of physical property data involving the previously mentioned ISO International Standards. As a result, all parties in the supply and use of natural gas, whether supplier or consumer, can have confidence in these. The current ISO International Standards for calibration gas preparation and natural gas analysis, if carefully applied, give values of calorific value and density that are in agreement with values that were independently determined by reference measurements. This also includes the tabulated values in ISO 6976, which are used in calculations of thermal energy for billing/fiscal transfer purposes.

The VAMGAS project was carried out as an integrated project to study the complete system of natural gas analysis involving the gravimetric preparation of calibration gas mixtures, the gas chromatographic analysis and calculation of physical properties. Reference measurements of the physical properties were applied during the VAMGAS project as a means of assessing the system. It is stressed that readers take account of the whole project; and it is totally wrong to take isolated parts and results of the project and use these for other purposes in the belief that the project results justify such an approach.

For example, in the first part of the project comparison was made between the physical property values calculated from the gravimetric preparation data of the PRMs and the values obtained from the reference measurements. It is important not to use the results from this part of the project to justify using reference measurements of a physical property to validate the composition of a prepared natural gas mixture. There are three reasons.

- The VAMGAS project was not designed to investigate the applicability, or otherwise, of such a procedure. The VAMGAS project was designed to investigate whether or not a cylinder of gas designated as a PRM can provide gas of the composition given on the certificate attached to that cylinder.
- In the preparation of the PRMs, the national institutes have rigorous procedures including a system of validating the mixture composition by gas chromatographic analysis to give confidence in the composition of the gas mixture.
- Whereas it is true that a gas mixture of known composition has an unique calorific value or density, the same is not true of the reverse relationship: a specific calorific value or density does not have a corresponding unique gas composition; in fact a calorific value or density can result from an almost infinite number of different gas compositions. Hence, it is not technically feasible to validate gas mixture compositions using measurements of a physical property. As a simple illustration, consider the manufacture of a multi-component mixture containing both isomers of butane. If, by mistake, the same isomer was added twice then the resulting mixture would have the same calorific value and density as the required mixture but the composition would be incorrect. Measurements of the calorific value or density would appear to validate the mixture composition when it was, in fact, in error.

## Annex A (informative)

### Report on the validation methods for gaseous reference materials

#### A.1 General

##### A.1.1 Summary

In the first part of the project, 12 primary reference gas mixtures were produced by BAM and NMi. As regards composition, the gas mixtures produced were similar to type L Groningen gas and type H North Sea gas.

The superior calorific value,  $H_s$ , molar mass,  $M$ , and density at normal conditions of the mixtures were calculated from the component concentrations specified by the producers. The calculated data were then compared with the results of direct measurements of physical properties. The methods used for direct measurement of physical properties were reference calorimetry<sup>[1]</sup> and precision densitometry<sup>[2]</sup>. Statistically significant agreement was found between the calculated data and the measurements.

**Table A.1 — Comparison of experimental ( $M_{\text{exp}}$ ) and calculated ( $M_{\text{calc}}$ ) values of the molar mass for different PRMs <sup>a</sup>**

Gas mixture	Type of gas	$M_{\text{exp}}$ g/mol	$M_{\text{calc}}$ g/mol	Relative difference %
BAM 9605 4933	L	18,564 3	18,564 6	0,002
NMi 0602E	L	18,542 7	18,543 0	0,002
BAM 9605 4902	H	18,793 1	18,796 6	0,018
NMi 9497C	H	18,946 5	18,946 9	0,002

<sup>a</sup> Calculations are made in accordance with ISO 6976.

In the second stage, 20 natural gas samples was taken from the natural gas transmission system of Ruhrgas AG. These samples included both type L Groningen gas and type H North Sea gas. Gas samples were taken in batches, so that the compressed gas cylinders filled with each of the two types were of identical composition. The homogeneity of the batches, i.e. the agreement between the compositions of the samples in the various gas cylinders, was verified using the precision densitometer. The stability of the gas samples during sampling was also tested.

**Table A.2 — Comparison of experimental ( $\rho_{\text{exp}}$ ) and calculated ( $\rho_{\text{calc}}$ ) values of the gas density at standard conditions for different PRMs <sup>a</sup>**

Gas mixture	Type of gas	$\rho_{\text{exp}}$ kg/m <sup>3</sup>	$\rho_{\text{calc}}$ kg/m <sup>3</sup>	Relative difference %
BAM 9605 4933	L	0,773 19	0,773 19	—
NMi 0602E	L	0,772 29	0,772 38	0,012
BAM 9605 4902	H	0,783 24	0,783 41	0,022
NMi 9497C	H	0,789 67	0,789 72	0,006

<sup>a</sup> Calculations are made in accordance with ISO 6976.

**Table A.3 — Comparison of experimental ( $CV_{exp}$ ) and calculated ( $CV_{calc}$ ) values of the superior calorific value for different PRMs <sup>a</sup>**

Gas mixture	Type of gas	$CV_{exp}$ MJ/kg	$CV_{calc}$ MJ/kg	Relative difference %
BAM 9605 4933	L	44,061	44,068	0,015
NMi 0603E	L	44,222	44,220	0,006
BAM 9605 4902	H	51,896	51,887	0,017
NMi 9498C	H	51,910	51,895	0,03
<sup>a</sup> Calculations are made in accordance with ISO 6976.				

**Table A.4 — Expanded uncertainties (95 % confidence interval) of the experimental reference values and the calculated physical properties**

Parameter	Gas mixture	
	Type H relative %	Type L relative %
Calculated density	0,01	0,01
Measured density	0,015	0,015
Calculated molar mass	0,007	0,007
Measured molar mass	0,015	0,015
Calculated calorific value	0,1	0,1
Measured calorific value	0,035	0,035

For these gas samples, primary reference gas mixtures were once again produced. The composition of these primary reference gas mixtures was selected so that they could be used for “bracketing calibration”. These gas mixtures were used in a round-robin test series with a total of 18 participants from nine European countries (see A.2.8.2). The test program was designed to ensure that the repeatability and comparability of the results obtained by each individual participant could be determined by statistical methods with a view to allowing an assessment of the uncertainty of all the individual results. Analytical results were transmitted as raw data for uniform evaluation. Once again, the superior calorific value, molar mass and density at normal conditions were calculated in accordance with ISO 6976.

The results of the round-robin test series are summarized in Table A.5:

**Table A.5 — Comparison of the values of the physical properties calculated from the mean of the 18 participating laboratories with the values obtained from direct measurement by the reference methods**

Parameter	Type of gas	Mean of the laboratories	Reference method	Relative difference %
Calorific value, MJ/kg	H	52,561	52,563	0,003
	L	44,701	44,688	0,027
Molar mass, kg/kmol	H	18,115	18,122	0,036
	L	18,604	18,612	0,045
Density, kg/m <sup>3</sup>	H	0,7549	0,7551	0,034
	L	0,7748	0,7752	0,048

### A.1.2 Background

Chemical composition analysis represents a special case in the field of metrology as it is not possible to ensure traceability to the SI unit “mole”. The objective is to avoid this problem by creating PRMs. PRMs represent the best possible realization of the composition of a material. The primary reference gas mixtures used in this project were produced by gravimetry, by successively weighing the individual pure components.

However, the significance of PRMs for chemical composition analysis is disputed because of the difficulty of estimating cost, which is unsatisfactory for general use, and the often confusing terminology employed. In this context, “traceability” means no more and no less than the statement of a result with documented uncertainty. It is important not to confuse this quality target with the minimization of measurement error.

In view of the associated advantages, traceability is of very considerable importance for the European natural gas industry, which operates a highly complex pipeline system with a comparatively large number of gas compositions. Traceability becomes even more significant in the framework of the liberalized market. As the value of gas supplied to a customer is calculated from the superior calorific value and volume flow measured, measurement uncertainties have considerable financial impact.

This is why European gas companies have assumed the role of pioneers in this field, a role which is evident from their participation in the ISO TC/193 and ISO TC/158 International Standards committees working on traceability in natural gas analysis and gas analysis in general. Metrological institutes are also paying increased attention to this requirement of their customers.

**NOTE** The participants in this joint research project under the leadership of Ruhrgas AG of Germany were Gasunie of The Netherlands, Gaz de France of France, Nederlands Meetinstituut of The Netherlands, Bundesanstalt für Materialforschung und -prüfung of Germany and Ofgem (previously: Ofgas) of the United Kingdom.

## A.2 Material and methods

### A.2.1 Primary reference gas mixtures

Primary reference gas mixtures (PRMs) are prepared by a gravimetric procedure as described in ISO 6142 and are verified using the Dutch (NMI) or German (BAM) national primary standard gas mixtures (PSMs). PRMs prepared by this method show the highest accuracy of gas standards and can be used as calibration gases by the industry and calibration laboratories.

The production of a primary calibration gas mixture consists of a number of stages:

- a) purity analysis of the starting components (pure gases) by FTIR, GC and MS methods;
- b) gravimetric preparation of the gas mixture in passivated cylinders;
- c) validation of the mixture using analytical methods to ensure that no errors have occurred during the preparation process;
- d) issue of the certificate.

#### A.2.1.1 Purity analysis of the starting components

The gases from which the mixture is prepared should be of known high purity and should preferably not be contaminated by any of the other component gases that are to be part of the final mixture. The most accurate method for determining purity is to quantify the impurities and to calculate the purity on a molar basis by difference (purity is equal to 100 % minus the impurities). If high-purity starting gases are used, this means that it is important that the concentrations of impurities be determined to at least the  $10 \times 10^{-9}$  to  $1\,000 \times 10^{-9}$  mole fraction level in fairly pure gases. High-resolution Fourier transformation spectrophotometers equipped with a gas cell of 100 m optical path length and several gas chromatographic methods (such as GC-MS, GC-ECD, GC-DID) are available for carrying out these analyses.

Component purity and the associated uncertainty are estimated on the basis of estimates of impurity levels and the uncertainty associated with these values. All the data obtained in this purity analysis are used in the final calculation of the composition of the gas mixture prepared.

#### A.2.1.2 Gravimetric preparation of gas mixtures

For the preparation of a calibration gas mixture (see Figure A.1), a pre-treated aluminium cylinder with a mass of approximately 8 kg is used. The cylinder is evacuated overnight using a turbo-molecular pump to achieve a vacuum of about  $10^{-6}$  mbar. The gas remaining in the cylinder is usually the same as the matrix gas and, therefore, makes a negligible contribution to the uncertainty in the composition of the final mixture.

Using a quadrupole mass spectrometer attached to the vacuum system, it is possible to analyse the composition of the gas remaining in the evacuated cylinder. This is especially important when gas mixtures with very low concentrations (nanolitres per litre levels) are prepared. In such cases, traces of moisture or oxygen can cause instability of the final mixture.

The various high-purity gases are transferred to the sample cylinder in such a way that no (extra) impurities are added from the materials used. For this purpose, a special assembly of electro-polished tubing, valves, pressure and vacuum gauges and turbo molecular vacuum pumps with metal membranes is used.

To clean the system, the tubing connecting the sample cylinder to the starting cylinder is evacuated and subsequently pressurized with the gas to be filled in. Experiments have shown that it is sufficient to repeat this procedure eight times in order to remove all the contaminants present in the system. Since the system does not include a compressor, the actual (vapour) pressure of the starting gases is used to pressurize the system. If a refinery gas or natural gas mixture is prepared, the first component to be introduced to the cylinder is, therefore, that with the lowest (vapour) pressure. Among other things, a compressor is not used, in order to avoid possible contamination of the system with oil vapour or metal particles. For the same reason, the vacuum system used consists of an oil-free membrane pre-vacuum pump in combination with a turbo-molecular pump. After the tubing has been cleaned, an amount of the "pure" gas is added to the sample cylinder in a controlled way using a fine metering valve. The amount of gas added to the sample cylinder is monitored by placing the sample cylinder on a top weighing balance during the filling process.

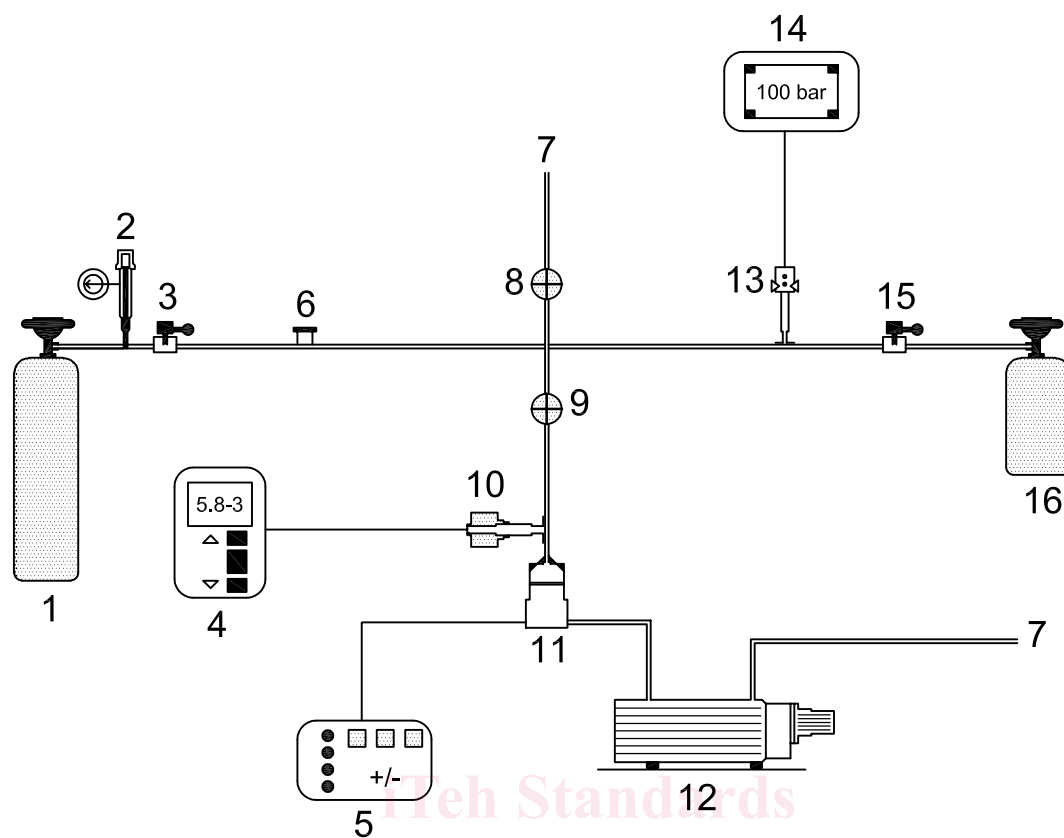
This way of adding components to the cylinder allows considerable flexibility for the preparation of all kinds of gas mixtures and results in very good target precision.

The precise mass of the gas introduced into the cylinder is determined by weighing the cylinder before and after introduction of the component and comparing the weight of the sample cylinder several times with the weight of a reference cylinder (in accordance with the Borda weighing scheme). Using a reference cylinder, corrections for zero drift of the balance used, and influences of changing atmospheric conditions (temperature, atmospheric pressure and humidity changes, which can cause a change in buoyancy) are minimized. The mass comparison is performed on a 10 kg mass comparator with a resolution of 1 mg by calibrated mass pieces. The typical uncertainty of mass determination is about 1,5 mg.

The traceability of gas composition to the SI system is ensured by using mass pieces directly calibrated against the Dutch national standard of the kilogram.

After the mass determination of the first component, the sample cylinder is connected to the filling station again for the introduction of the second component. This sequence of adding components and weighing of the cylinder is repeated until all the components required have been introduced to the sample cylinder. The introduction of large quantities of gas (e.g. matrix gas) to a cylinder results in a rise in the temperature of that cylinder. As the difference in temperature between the sample cylinder and the reference cylinder has an influence on weighing, it is necessary to observe a cool-down period. After the final component has been added to the cylinder and the final weighing operation has been completed, the gas mixture, which now has a pressure of about 10 MPa to 12 MPa (100 bar to 120 bar), is homogenized by rolling the cylinder for a few hours.

The exact mixture composition and the associated uncertainties can be calculated from the data of the purity analysis of the starting gases and the results of weighing. Typical uncertainties for minor components in the mixture are of the order of 0,03 % (relative to the concentration). For components with high concentrations, even lower uncertainties can be achieved.



# Key

- 1 standing cylinder
- 2 needle valve and manometer
- 3 valve A
- 4 vacuum indicator
- 5 power supply
- 6 filter
- 7 vent
- 8 valve C
- 9 valve D
- 10 vacuum sensor
- 11 turbopump
- 12 vacuum pump
- 13 pressure sensor
- 14 pressure indicator
- 15 valve B
- 16 sample cylinder

==== Tubing

— Electrical connections

**Figure A.1 — Diagram of the gas filling station used for the preparation of PRMs**