
**Tractors, machinery for agriculture and
forestry, powered lawn and garden
equipment — Symbols for operator
controls and other displays —**

Part 1:

Common symbols

iTeh STANDARD PREVIEW
(standards.iteh.ai)

AMENDMENT 1: Additional symbols

*Tracteurs, matériels agricoles et forestiers, matériel à moteur pour
jardins et pelouses — Symboles pour les commandes de l'opérateur et
autres indications —*

Partie 1: Symboles communs

AMENDEMENT 1: Symboles additionnels



PDF disclaimer

This PDF file may contain embedded typefaces. In accordance with Adobe's licensing policy, this file may be printed or viewed but shall not be edited unless the typefaces which are embedded are licensed to and installed on the computer performing the editing. In downloading this file, parties accept therein the responsibility of not infringing Adobe's licensing policy. The ISO Central Secretariat accepts no liability in this area.

Adobe is a trademark of Adobe Systems Incorporated.

Details of the software products used to create this PDF file can be found in the General Info relative to the file; the PDF-creation parameters were optimized for printing. Every care has been taken to ensure that the file is suitable for use by ISO member bodies. In the unlikely event that a problem relating to it is found, please inform the Central Secretariat at the address given below.

iTeh STANDARD PREVIEW
(standards.iteh.ai)

[ISO 3767-1:1998/Amd 1:2008](https://standards.iteh.ai/catalog/standards/sist/c7b04e9f-b6cc-496c-b5e3-05038e7d8d97/iso-3767-1-1998-amd-1-2008)

<https://standards.iteh.ai/catalog/standards/sist/c7b04e9f-b6cc-496c-b5e3-05038e7d8d97/iso-3767-1-1998-amd-1-2008>



COPYRIGHT PROTECTED DOCUMENT

© ISO 2008

All rights reserved. Unless otherwise specified, no part of this publication may be reproduced or utilized in any form or by any means, electronic or mechanical, including photocopying and microfilm, without permission in writing from either ISO at the address below or ISO's member body in the country of the requester.

ISO copyright office
Case postale 56 • CH-1211 Geneva 20
Tel. + 41 22 749 01 11
Fax + 41 22 749 09 47
E-mail copyright@iso.org
Web www.iso.org

Published in Switzerland

Foreword

ISO (the International Organization for Standardization) is a worldwide federation of national standards bodies (ISO member bodies). The work of preparing International Standards is normally carried out through ISO technical committees. Each member body interested in a subject for which a technical committee has been established has the right to be represented on that committee. International organizations, governmental and non-governmental, in liaison with ISO, also take part in the work. ISO collaborates closely with the International Electrotechnical Commission (IEC) on all matters of electrotechnical standardization.

International Standards are drafted in accordance with the rules given in the ISO/IEC Directives, Part 2.

The main task of technical committees is to prepare International Standards. Draft International Standards adopted by the technical committees are circulated to the member bodies for voting. Publication as an International Standard requires approval by at least 75 % of the member bodies casting a vote.

Attention is drawn to the possibility that some of the elements of this document may be the subject of patent rights. ISO shall not be held responsible for identifying any or all such patent rights.

Amendment 1 to ISO 3767-1:1998 was prepared by Technical Committee ISO/TC 23, *Tractors and machinery for agriculture and forestry*, Subcommittee SC 14, *Operator controls, operator symbols and other displays, operator manuals*.

iTeh STANDARD PREVIEW
(standards.iteh.ai)

[ISO 3767-1:1998/Amd 1:2008](https://standards.iteh.ai/catalog/standards/sist/c7b04e9f-b6cc-496c-b5e3-05038e7d8d97/iso-3767-1-1998-amd-1-2008)

<https://standards.iteh.ai/catalog/standards/sist/c7b04e9f-b6cc-496c-b5e3-05038e7d8d97/iso-3767-1-1998-amd-1-2008>

iTeh STANDARD PREVIEW
(standards.iteh.ai)

ISO 3767-1:1998/Amd 1:2008

<https://standards.iteh.ai/catalog/standards/sist/c7b04e9f-b6cc-496c-b5e3-05038e7d8d97/iso-3767-1-1998-amd-1-2008>


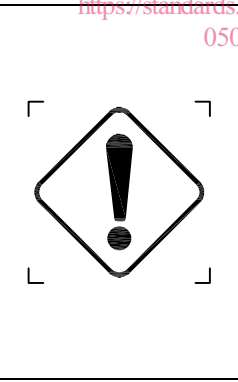
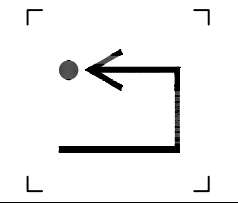
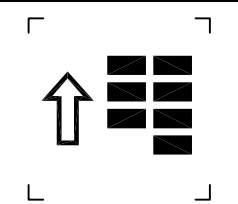
Tractors, machinery for agriculture and forestry, powered lawn and garden equipment — Symbols for operator controls and other displays —

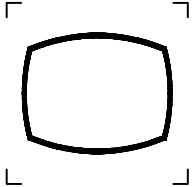
Part 1: Common symbols

AMENDMENT 1: Additional symbols

Page 11, Clause 7



Add the following new symbols at the end of the clause, after 7.40:

Symbol number	Symbol form/shape	Symbol description/application	ISO/IEC registration number
7.41		<p>Automatic operation; system, automatic management</p> <p>Symbol is used as a symbol element in a combined symbol, or in conjunction with a function symbol to indicate automatic operating mode.</p> <p>An alternative font may be used.</p>	Words and letters are not graphical symbols and are not registered separately in ISO 7000
7.42		<p>Operator alert</p> <p>Symbol is used to indicate that one or more function(s) or system(s) on the equipment is/are operating outside normal parameters in such a way as to require attention or further monitoring of the function or system, but not necessarily to require shutting down of the equipment.</p> <p>Symbol should be displayed as a black outline diamond and black exclamation mark on a yellow background. The yellow background may be extended beyond the limit of the black outline diamond.</p> <p>Do not use this symbol for alerting to personal safety hazards.</p>	2813
7.43		<p>Return to initial state</p> <p>Symbol is used to identify the control which returns a device or setting to its original or initial state.</p>	5495
7.44		<p>Navigate menu options</p> <p>Symbol is used to identify the control which moves through a menu of available options (selectable items).</p> <p>A second (down) arrow can be added to indicate bidirectional navigation.</p>	2814

Symbol number	Symbol form/shape	Symbol description/application	ISO/IEC registration number
7.45		<p>Display screen</p> <p>Symbol is used as a symbol element in a combined symbol, or to identify a display screen.</p> <p>A series of display screens may be numbered or otherwise identified for subsequent reference.</p>	5049



Page 15, Clause 8

Add the following new symbols at the end of the clause, after 8.25:

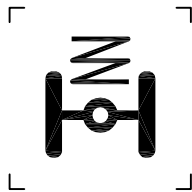
Symbol number	Symbol form/shape	Symbol description/application	ISO/IEC registration number
8.26		<p>Engine, power boost</p> <p>Symbol is used to identify the control which enables an increase in engine power beyond the normal maximum, or to indicate that the engine is operating beyond its normal maximum power.</p>	2797
8.27		<p>Engine cooling fan</p> <p>Symbol is used to identify the control for the fan which pulls air through the radiator, to cool the engine, or to indicate the operational status of the engine cooling fan.</p>	2798

Page 20, Clause 11

Add the following new symbols at the end of the clause, after 11.7:

Symbol number	Symbol form/shape	Symbol description/application	ISO/IEC registration number
11.8		<p>Brake system, first trailer</p> <p>Symbol is used to indicate the operational status of the brake system on the first trailer.</p>	1405
11.9		<p>Brake system, second trailer</p> <p>Symbol is used to indicate the operational status of the brake system on the second trailer.</p>	1406

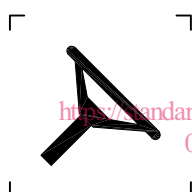
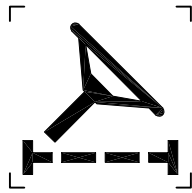
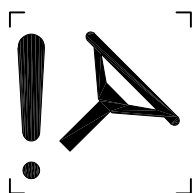

Add the following new symbol at the end of the clause, after 17.2:

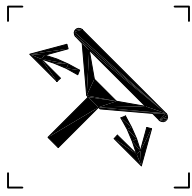
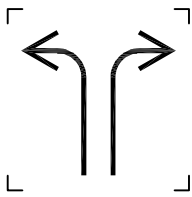
Symbol number	Symbol form/shape	Symbol description/application	ISO/IEC registration number
17.3		Suspended axle Symbol is used to identify the control that activates the spring damper between the axle and the rest of the machine chassis, or to indicate the operational status of the suspended axle.	2799

Add new Clause 18 after Clause 17.

Add the following new symbols 18.1 to 18.4 and 18.6, and move current 7.33 to new location in 18.5:

18 Steering symbols

Symbol number	Symbol form/shape	Symbol description/application	ISO/IEC registration number
18.1		Steering system Symbol is used as a symbol element in a combined system, or to indicate the operational status of the steering system.	2305
18.2		Steering system, filter Symbol is used to indicate the operational status of the steering system filter; to identify the steering system filter location on the equipment; or on a filter or filter packaging to identify that the filter is for the steering system.	2306
18.3		Steering system, failure; steering system, malfunction Symbol is used to indicate the operational status of the steering system, specifically that the steering system is malfunctioning or has failed. Depending on the severity of the malfunction, the symbol may be displayed as a black symbol on a yellow background or as a white symbol on a red background.	2307
18.4		Automatic steering; automatic guidance Symbol is used to identify the control for the system that automatically controls steering and guides the machine without direct action by the operator, or to indicate the operational status of the automatic steering or automatic guidance system.	Application of 2815

Symbol number	Symbol form/shape	Symbol description/application	ISO/IEC registration number
18.5		<p>Steering wheel, tilt control</p> <p>Symbol is used to identify the control for the tilt function of the steering wheel.</p>	2064
18.6		<p>Turn left/right, lever steering</p> <p>Symbol is used to identify the control for lever steering of a machine or to indicate the direction of movement of the control to effect a left turn and a right turn.</p> <p>The two arrows may be separated to indicate "turn left" and "turn right" with separate controls. "Turn right" is registered as ISO 7000-0927.</p>	2816

iTeh STANDARD PREVIEW
(standards.iteh.ai)

<https://standards.iteh.ai/catalog/standards/sist/c7b04e9f-b6cc-496c-b5e3-05038e7d8d97/iso-3767-1-1998-amd-1-2008>

iTeh STANDARD PREVIEW
(standards.iteh.ai)

ISO 3767-1:1998/Amd 1:2008

<https://standards.iteh.ai/catalog/standards/sist/c7b04e9f-b6cc-496c-b5e3-05038e7d8d97/iso-3767-1-1998-amd-1-2008>