
**Intelligent transport systems — Forward
vehicle collision mitigation systems —
Operation, performance, and verification
requirements**

*Systèmes intelligents de transport — Systèmes d'atténuation de
collision de véhicule frontale — Exigences de fonctionnement, de
performance et de vérification*

iteh standards
(<https://standards.iteh.ai>)
Document Preview

ISO 22839:2013

<https://standards.iteh.ai/catalog/standards/iso/161e434c-c7e1-419e-ac48-a95f4b3b3487/iso-22839-2013>



iTeh Standards
(<https://standards.iteh.ai>)
Document Preview

ISO 22839:2013

<https://standards.iteh.ai/catalog/standards/iso/161e434c-c7e1-419e-ac48-a95f4b3b3487/iso-22839-2013>



COPYRIGHT PROTECTED DOCUMENT

© ISO 2013

All rights reserved. Unless otherwise specified, no part of this publication may be reproduced or utilized otherwise in any form or by any means, electronic or mechanical, including photocopying, or posting on the internet or an intranet, without prior written permission. Permission can be requested from either ISO at the address below or ISO's member body in the country of the requester.

ISO copyright office
Case postale 56 • CH-1211 Geneva 20
Tel. + 41 22 749 01 11
Fax + 41 22 749 09 47
E-mail copyright@iso.org
Web www.iso.org

Published in Switzerland

Contents

Page

Foreword	v
Introduction	vi
1 Scope	1
2 Normative references	1
3 Terms and definitions	1
4 Symbols (and abbreviated terms)	6
5 Classifications	7
5.1 System classification by curve radius capability	7
5.2 Classification by countermeasure types included	7
5.2.1 Collision Warning (CW) countermeasure	7
5.2.2 Speed Reduction Braking (SRB) countermeasure	7
5.2.3 Mitigation Braking (MB) Countermeasure	8
5.2.4 Combining countermeasures	8
6 Requirements	8
6.1 Minimum enabling capabilities	8
6.1.1 Light vehicle necessary functions	8
6.1.2 Heavy vehicle necessary functions	9
6.2 Operating model — State Transition Diagram	9
6.2.1 State functional descriptions	10
6.3 Performance requirements	11
6.3.1 Target vehicle types	11
6.3.2 Collision types	11
6.3.3 Operating speed	11
6.3.4 Target vehicle detection area	13
6.3.5 Target discrimination	14
6.3.6 Countermeasure requirements	15
6.3.7 Driver controls and human interface	18
7 Validation methods	19
7.1 Test target specification	19
7.1.1 Detectability specifications	19
7.1.2 Test target physical constraints	20
7.2 Environmental conditions	20
7.2.1 Driving surface	20
7.2.2 Lighting conditions	20
7.2.3 Ambient air temperature	20
7.2.4 Horizontal visibility	21
7.3 Test method for detection zone	21
7.4 Test method for functional ability	21
7.5 Test method for target discrimination ability	22
7.5.1 Longitudinal discrimination test	22
7.5.2 Straight road lateral discrimination test	23
7.5.3 Straight road lateral offset discrimination test	23
7.5.4 Curved road lateral target discrimination test	24
7.5.5 Overhead discrimination test	24
Annex A (informative)	26
A.1 Mitigation effectiveness and the potential for collision avoidance	26
A.2 Minimum relative speed capability and assumed sensor capability	26
A.3 Operating velocity range minimum upper bound	28

A.4	Reference data on global speed distribution of rear-end collisions	28
A.4.1	USA	29
A.4.2	Canada	29
A.4.3	Japan.....	30
A.5	Vehicle classifications	31
A.6	Derivation of ETTC.....	31
A.7	Relationship between ACC (ISO 15622), FSRA (ISO 22179), and FVCMS.....	31
	Bibliography.....	33

iTeh Standards
(<https://standards.itih.ai>)
Document Preview

[ISO 22839:2013](https://standards.itih.ai/catalog/standards/iso/161e434c-c7e1-419e-ac48-a95f4b3b3487/iso-22839-2013)

<https://standards.itih.ai/catalog/standards/iso/161e434c-c7e1-419e-ac48-a95f4b3b3487/iso-22839-2013>

Foreword

ISO (the International Organization for Standardization) is a worldwide federation of national standards bodies (ISO member bodies). The work of preparing International Standards is normally carried out through ISO technical committees. Each member body interested in a subject for which a technical committee has been established has the right to be represented on that committee. International organizations, governmental and non-governmental, in liaison with ISO, also take part in the work. ISO collaborates closely with the International Electrotechnical Commission (IEC) on all matters of electrotechnical standardization.

The procedures used to develop this document and those intended for its further maintenance are described in the ISO/IEC Directives, Part 1. In particular the different approval criteria needed for the different types of ISO documents should be noted. This document was drafted in accordance with the editorial rules of the ISO/IEC Directives, Part 2. www.iso.org/directives

Attention is drawn to the possibility that some of the elements of this document may be the subject of patent rights. ISO shall not be held responsible for identifying any or all such patent rights. Details of any patent rights identified during the development of the document will be in the Introduction and/or on the ISO list of patent declarations received. www.iso.org/patents

Any trade name used in this document is information given for the convenience of users and does not constitute an endorsement.

The committee responsible for this document is ISO/TC 204, *Intelligent transport systems*.

<https://standards.iteh.ai/>

<https://standards.iteh.ai/catalog/standards/iso/161e434c-c7e1-419e-ac48-a95f4b3b3487/iso-22839-2013>

Introduction

Forward Vehicle Collision Mitigation Systems (FVCMS) reduce the severity of forward vehicle collisions that cannot be avoided, and may reduce the likelihood of collision with forward vehicles. FVCMS require information about range to forward vehicles, motion of forward vehicles, motion of the subject vehicle, driver commands and driver actions. FVCMS detect vehicles ahead, determine if detected vehicles represent a hazardous condition, and warn the driver if a hazard exists. They estimate if the driver has an adequate opportunity to respond to the hazard. If there is inadequate time available for the driver to respond, and if appropriate criteria are met, FVCMS determine that a collision is imminent. Based upon this assessment, the FVCMS will activate vehicle brakes to mitigate collision severity.

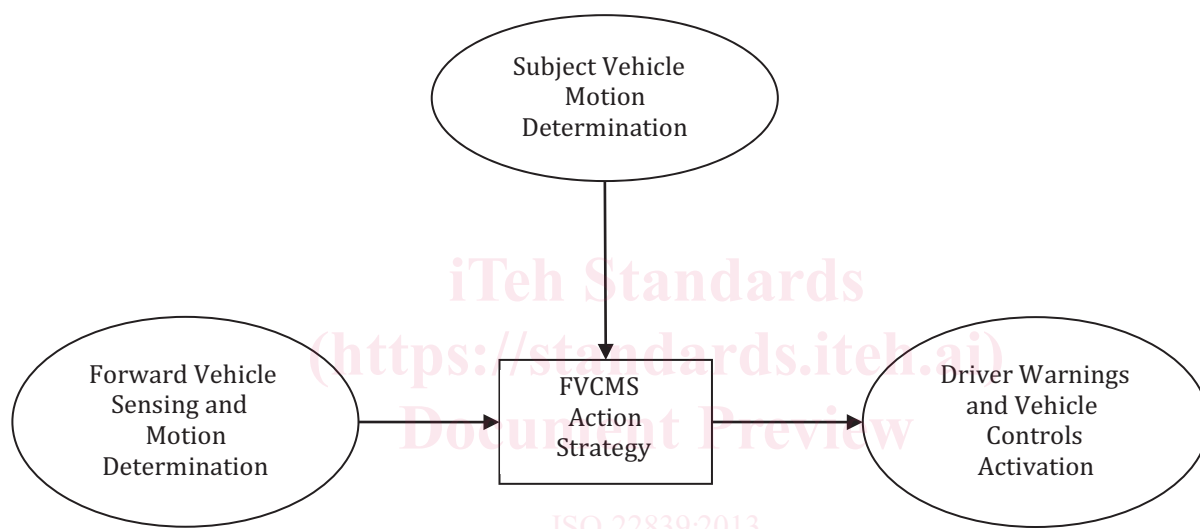


Figure 1 — Forward Vehicle Collision Mitigation Systems (FVCMS) Functional Elements

System designers and other users of this International Standard may apply it to stand-alone FVCMS or to the integration of the FVCMS functions into other driving assistance and support systems.

Intelligent transport systems — Forward vehicle collision mitigation systems — Operation, performance, and verification requirements

1 Scope

This International Standard specifies the concept of operation, minimum functionality, system requirements, system interfaces, and test methods for Forward Vehicle Collision Mitigation Systems (FVCMS). It specifies the behaviours that are required for FVCMS, and the system test criteria necessary to verify that a given implementation meets the requirements of this International Standard. Implementation choices are left to system designers, wherever possible.

FVCMS mitigate rear-end collisions. By reducing the collision energy, FVCMS reduce the degree of property damage, personal injury, or the likelihood of fatality. They supplement crashworthiness systems such as airbags, seatbelts and other energy-absorbing systems by reducing the impact energy that must be isolated from the occupants. By automatically activating collision mitigation braking after a Collision Warning occurs, FVCMS assist in slowing the vehicle when a collision is likely. While collision avoidance is not required, this International Standard permits collision avoidance to be attempted by a system that conforms to FVCMS. Responsibility for the safe operation of the vehicle remains with the driver.

With the exceptions of single-track vehicles and trucks with dual or triple trailers, FVCMS are for use on road vehicles intended for public and non-public roadways. These systems are not intended for off-road use.

2 Normative references

The following documents, in whole or in part, are normatively referenced in this document and are indispensable for its application. For dated references, only the edition cited applies. For undated references, the latest edition of the referenced document (including any amendments) applies.

ISO 15622, *Intelligent transport systems — Adaptive Cruise Control systems — Performance requirements and test procedures*

ISO 15623, *Transport information and control systems — Forward vehicle collision warning systems — Performance requirements and test procedures*

ISO 22179, *Intelligent transport systems — Full speed range adaptive cruise control (FSRA) systems — Performance requirements and test procedures*

3 Terms and definitions

For the purposes of this document, the following terms and definitions apply.

3.1

adaptive cruise control

ACC

enhancement to conventional cruise control systems which allows the subject vehicle to follow a forward vehicle at an appropriate distance by controlling the engine and/or power train and optionally the brake

Note 1 to entry: See ISO 15622.

3.2

adjacent lane

lane of travel sharing one lane boundary with the lane in which the subject vehicle is traveling, and having the same direction of travel as the subject vehicle

3.3

articulated vehicle

any road vehicle with more than two wheels that is configured for normal road use with at least two segments, and for which each adjacent pair of segments is connected by a joint, and for which propulsion is provided by at least one segment

3.4

brakes

components which generate the forces opposing the movement of the vehicle

EXAMPLES Friction brakes (when the forces are generated by friction between two parts of the vehicle moving relative to one another); electrical brakes (when the forces are generated by electro-magnetic action between two parts of the vehicle moving relatively but not in contact with one another); fluid brakes (when the forces are generated by the action of a fluid situated between two parts of the vehicle moving relatively to one another); or engine brakes (when the forces are derived from an artificial increase in the braking action, transmitted to the wheels, of the engine).

3.5

braking distance

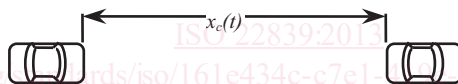
distance the vehicle will travel from the point where its brakes are applied to where it comes to a complete stop

3.6

clearance

$x_c(t)$

distance $x_c(t)$ from the target vehicle trailing surface to the subject vehicle leading surface



3.7

Collision Warning

CW

information that FVCMS gives to the driver to indicate the need for urgent action to avoid a collision

Note 1 to entry: This warning is issued to warn the driver of the need to perform an emergency manoeuvre in order to avoid a collision.

3.8

conventional cruise control

system capable of maintaining the speed of a vehicle as set by the driver

3.9

countermeasure action point

CAP

value of pre-collision urgency parameter (PUP), relative to an expected collision, for which FVCMS initiates a countermeasure

3.10

driver disengage

driver initiated transition from FVCMS Active or Inactive state to FVCMS Off state

3.11**enhanced time to collision****ETTC**

time that it will take a subject vehicle to collide with the target vehicle assuming the relative acceleration between the subject vehicle (SV) and target vehicle (TV) remains constant, as given in the following equation:

$$ETTC = \frac{\left[-(v_{TV} - v_{SV}) - \sqrt{(v_{TV} - v_{SV})^2 - 2 * (a_{TV} - a_{SV}) * x_c} \right]}{(a_{TV} - a_{SV})}$$

3.12**forward adjacent vehicle**

vehicle not in the path of the subject vehicle (SV), and entirely ahead of a line touching the SV front bumper at only one point and perpendicular to the longitudinal axis of the SV

3.13**forward ranging sensor**

component which detects objects in at least part of the region entirely ahead of the front bumper

3.14**forward vehicle****FV**

vehicle in front of the subject vehicle (SV), which is moving in the same direction and traveling in the same path, or which is oriented in the same direction if it is not moving

3.15**forward vehicle collision**

collision between the subject vehicle (SV) and a forward vehicle (FV)

3.16**Forward Vehicle Collision Mitigation Systems****FVCMS**

vehicle systems meeting the requirements of ISO 22839 that assess the likelihood of a collision between the front of the subject vehicle (SV) and the rear of a target vehicle (TV), and when such a collision is very likely, activates the brakes automatically to reduce the relative speed at which the SV and TV may collide

3.17**Forward Vehicle Collision Warning Systems****FVCWS**

systems capable of warning the driver of a potential collision with another vehicle in the forward path of the subject vehicle, excluding conditions where the subject and forward vehicle are not in the same direction of travel

Note 1 to entry: See ISO 15623.

3.18**heavy vehicle**

any single vehicle or combination of vehicles defined as Category 1-2 or Category 2 in the United Nations Economic and Social Council World Forum for Harmonization of Vehicle Regulations (WP.29) TRANS/WP.29/1045

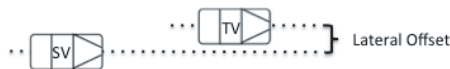
3.19**jerk**

third derivative with respect to time of the position of an object, equivalently the rate of change of the acceleration of an object, considered a measure of the harshness of vehicle motion

3.20

lateral offset

lateral distance between the longitudinal centerlines of a subject vehicle (SV) and a target vehicle (TV), measured as a percentage of the width of the SV, such that if the centers of the two vehicles are aligned, the value is zero



3.21

light vehicle

any single vehicle or combination of vehicles defined as Category 1-1 in the United Nations Economic and Social Council World Forum for Harmonization of Vehicle Regulations (WP.29) TRANS/WP.29/1045

3.22

mitigation braking

MB

FVCMS countermeasure that responds to the detection of a very likely rear-end collision by automatically activating braking to quickly reduce the relative velocity, within the minimum requirements

3.23

minimum countermeasure action point

MCAP

value of PUP, relative to an expected collision, for which initiation of a specific countermeasure shall be required

3.24

minimum FVCMS deceleration

minimum FVCMS deceleration that the system must achieve while mitigation braking (MB) is active, measured on smooth, dry, clean pavement

3.25

minimum velocity

V_{\min}

minimum subject vehicle (SV) speed for which FVCMS must be capable of activating a countermeasure

3.26

override

driver initiated suppression of an MB, SRB, or CW countermeasure

3.27

pre-collision urgency parameter

PUP

real-time parameter that signifies the urgency of a potential future collision

3.28

rear-end collision

forward vehicle collision in which the front of the subject vehicle strikes the rear of the forward vehicle

3.29

relative velocity

$v_r(t)$

difference in longitudinal velocity between the subject vehicle (SV) and the target vehicle (TV), $v_r(t)$, given by the equation with a positive value signifying that the target vehicle is moving faster than the subject vehicle, and therefore the clearance is increasing with time

$$v_r(t) = v_{TV}(t) - v_{SV}(t)$$

3.30**required deceleration**

minimum deceleration that, if constant, would enable the subject vehicle to match the velocity of the target vehicle without contacting the target vehicle and thus prevent a collision

3.31**single track vehicle**

vehicle that leaves a single ground track as it moves forward

Note 1 to entry: Single track vehicles usually have little to no lateral stability when stationary but develop it when moving forward or controlled.

3.32**speed reduction braking****SRB**

FVCMS countermeasure that reduces the subject vehicle speed by activating the brakes allowing the driver time to analyse and respond to a potential collision, which may have the additional effect of drawing driver attention to hazards ahead of the subject vehicle (SV)

3.33**subject vehicle****SV**

vehicle equipped with FVCMS as defined herein

3.34**target vehicle****TV**

forward vehicle that is within the effective range of the subject vehicle (SV)'s forward ranging sensor

3.35**time gap**

value calculated from vehicle speed and clearance by: Time Gap = Clearance / Vehicle Speed

3.36**time to collision****TTC**

time that it will take a subject vehicle to collide with the target vehicle assuming the relative velocity remains constant, as given in the following equation:

$$TTC = -\frac{x_c}{v_r}$$

3.37**truck-tractor**

heavy single-chassis vehicle providing propulsion, control, and crew (driver) accommodation, with the primary purpose of controlling and transporting one or more separate load-carrying trailers

3.38**unit truck**

heavy single-chassis vehicle providing its own propulsion, control, and crew (driver) accommodation, with a significant cargo or other payload section

3.39**warning braking****WB**

action in which FVCMS respond to detection of a possible rear-end collision by automatically activating the brake to provide a warning to the driver

4 Symbols (and abbreviated terms)

a_{TV}	Acceleration of the TV
a_{SV}	Acceleration of the SV
ABS	Anti-lock Brake System
ACC	Adaptive Cruise Control
CAP	Countermeasure Action Point
CTT	Coefficient for Test Target
CW	Collision Warning
D_{TV}	Deceleration of target vehicle
D_{SV}	Deceleration of subject vehicle
d_{max}	Maximum detectable distance
d_1	Minimum detectable distance for a laterally offset vehicle
d_2	Minimum distance with distance measuring
d_0	Minimum detectable distance without distance measuring
h	Upper limit of detectable zone, from ground
h_1	Lower limit of detectable zone, from ground
ESC	Electronic Stability Control
ETTC	Enhanced Time to Collision
FV	Forward Vehicle
FVCWS	Forward Vehicle Collision Warning Systems
FVCMS	Forward Vehicle Collision Mitigation Systems
MB	Mitigation Braking
$MCAP_{MB}$	Minimum Countermeasure Action Point for Mitigation Braking
$MCAP_{SRB}$	Minimum Countermeasure Action Point for Speed Reduction Braking
$MCAP_{CW}$	Minimum Countermeasure Action Point for Collision Warning
PUP	Pre-collision Urgency Parameter
RCS	Radar Cross Section
RSC	Roll Stability Control
SRB	Speed Reduction Braking
SV	Subject Vehicle
TTC	Time to Collision
TV	Target Vehicle
V_{min}	Minimum SV path velocity for FVCMS operation
$v_{SV}(t)$	Subject vehicle path velocity
$v_r(t)$	Relative path velocity between SV and TV
$v_{TV}(t)$	Target vehicle path velocity
V_{max}	Maximum SV path velocity for FVCMS operation
WB	Warning Braking
W_v	Width of subject vehicle