

ETSI TS 118 124 V2.0.0 (2016-09)



oneM2M; OIC Interworking (oneM2M TS-0024 version 2.0.0 Release 2)

PREVIEW
Full standards catalog: <https://standards.iteh.ai/catalog/standards/sist/f61a055c-f996-4163-a74b-d31feaa683e0/etsi-ts-118-124-v2.0.0-2016-09>



Reference

DTS/oneM2M-000024

Keywords

interworking, IoT, M2M

ETSI

650 Route des Lucioles
F-06921 Sophia Antipolis Cedex - FRANCE

Tel.: +33 4 92 94 42 00 Fax: +33 4 93 65 47 16

Siret N° 348 623 562 00017 - NAF 742 C
Association à but non lucratif enregistrée à la
Sous-Préfecture de Grasse (06) N° 7803/88

Important notice

The present document can be downloaded from:
<http://www.etsi.org/standards-search>

The present document may be made available in electronic versions and/or in print. The content of any electronic and/or print versions of the present document shall not be modified without the prior written authorization of ETSI. In case of any existing or perceived difference in contents between such versions and/or in print, the only prevailing document is the print of the Portable Document Format (PDF) version kept on a specific network drive within ETSI Secretariat.

Users of the present document should be aware that the document may be subject to revision or change of status. Information on the current status of this and other ETSI documents is available at
<https://portal.etsi.org/TB/ETSIDeliverableStatus.aspx>

If you find errors in the present document, please send your comment to one of the following services:
<https://portal.etsi.org/People/CommiteeSupportStaff.aspx>

Copyright Notification

No part may be reproduced or utilized in any form or by any means, electronic or mechanical, including photocopying and microfilm except as authorized by written permission of ETSI.

The content of the PDF version shall not be modified without the written authorization of ETSI.
The copyright and the foregoing restriction extend to reproduction in all media.

© European Telecommunications Standards Institute 2016.
All rights reserved.

DECT™, **PLUGTESTS™**, **UMTS™** and the ETSI logo are Trade Marks of ETSI registered for the benefit of its Members.
3GPP™ and **LTE™** are Trade Marks of ETSI registered for the benefit of its Members and of the 3GPP Organizational Partners.
GSM® and the GSM logo are Trade Marks registered and owned by the GSM Association.

Contents

Intellectual Property Rights	4
Foreword.....	4
1 Scope	5
2 References	5
2.1 Normative references	5
2.2 Informative references.....	5
3 Definitions and abbreviations.....	5
3.1 Definitions.....	5
3.2 Abbreviations	6
4 Conventions.....	6
5 Architecture Model.....	6
5.1 Introduction	6
5.2 Interworking Reference Model.....	6
5.3 Function of Interworking Proxy Entity	7
5.4 Types of Interworking	8
6 Architectural Aspects	9
6.1 Introduction	9
6.2 OIC Device Lifecycle.....	9
6.2.1 Introduction.....	9
6.2.2 OIC Device Representation	10
6.2.2.1 Introduction.....	10
6.2.2.2 OIC Device Identification.....	10
6.2.2.3 OIC Device Discovery and Forget.....	10
6.2.2.4 Configuration of CMDH Policies	11
6.3 OIC Resource Discovery.....	11
6.3.1 Introduction.....	11
6.3.2 OIC Resource Representation.....	11
6.3.2.1 Introduction.....	11
6.3.2.2 OIC Resource Identification.....	12
6.3.2.3 OIC Resource Discovery and Forget	12
6.4 OIC Interworking Procedure.....	13
6.4.1 Introduction.....	13
6.4.2 Interworked Resource Settings	13
6.4.3 Further Considerations for Interworking	13
6.4.4 Retrieve Procedure.....	14
6.5 OIC Resource Subscription and Notification	15
6.5.1 Introduction.....	15
6.5.2 OIC Subscription (Observe Request) Procedure.....	15
6.5.3 OIC Notification (Observe Response) Procedure.....	16
6.6 OIC Device Management.....	16
6.7 OIC Provisioning and Security.....	16
6.7.1 Introduction.....	16
6.7.2 OIC Interworking Access Control Policy	16
6.8 IPE Management	17
6.8.1 IPE Administration	17
6.8.2 Maintaining IPE Context	17
7 Transparent Interworking Function.....	17
7.1 Introduction	17
7.2 Attribute Mapping for the Content Sharing Resources	18
History	19

Intellectual Property Rights

IPRs essential or potentially essential to the present document may have been declared to ETSI. The information pertaining to these essential IPRs, if any, is publicly available for **ETSI members and non-members**, and can be found in ETSI SR 000 314: "*Intellectual Property Rights (IPRs); Essential, or potentially Essential, IPRs notified to ETSI in respect of ETSI standards*", which is available from the ETSI Secretariat. Latest updates are available on the ETSI Web server (<https://ipr.etsi.org/>).

Pursuant to the ETSI IPR Policy, no investigation, including IPR searches, has been carried out by ETSI. No guarantee can be given as to the existence of other IPRs not referenced in ETSI SR 000 314 (or the updates on the ETSI Web server) which are, or may be, or may become, essential to the present document.

Foreword

This Technical Specification (TS) has been produced by ETSI Partnership Project oneM2M (oneM2M).

iTeh STANDARD PREVIEW
(standards.iteh.ai)
Full standard:
<https://standards.iteh.ai/catalog/standards/sist/f61a055c-f996-4163-a74b-d31feaa683e0/etsi-ts-118-124-v2.0.0-2016-09>

1 Scope

The present document specifies the interworking technologies for oneM2M and OIC interworking using the architecture identified in annex F of ETSI TS 118 101 [2] for the following scenario:

- Interworking using oneM2M Resource Types for transparent transport of encoded OIC Resources and commands in oneM2M Resource Types between OIC Devices and M2M Applications.

NOTE: The present document limits Content Sharing Resources to <container> and <contentInstance> resources.

2 References

2.1 Normative references

References are either specific (identified by date of publication and/or edition number or version number) or non-specific. For specific references, only the cited version applies. For non-specific references, the latest version of the referenced document (including any amendments) applies.

Referenced documents which are not found to be publicly available in the expected location might be found at <https://docbox.etsi.org/Reference/>.

NOTE: While any hyperlinks included in this clause were valid at the time of publication, ETSI cannot guarantee their long term validity.

The following referenced documents are necessary for the application of the present document.

- [1] ETSI TS 118 111: "oneM2M; Common Terminology (oneM2M TS-0011)".
- [2] ETSI TS 118 101: "oneM2M; Functional Architecture (oneM2M TS-0001)".
- [3] OIC-Core-Specification-v1.0.0: "OIC Core Specification".
- [4] ETSI TS 118 103: "oneM2M; Security Solutions (oneM2M TS-0003)".

2.2 Informative references

References are either specific (identified by date of publication and/or edition number or version number) or non-specific. For specific references, only the cited version applies. For non-specific references, the latest version of the referenced document (including any amendments) applies.

NOTE: While any hyperlinks included in this clause were valid at the time of publication, ETSI cannot guarantee their long term validity.

The following referenced documents are not necessary for the application of the present document but they assist the user with regard to a particular subject area.

- [i.1] oneM2M Drafting Rules.

NOTE: Available at <http://www.onem2m.org/images/files/oneM2M-Drafting-Rules.pdf>.

3 Definitions and abbreviations

3.1 Definitions

For the purposes of the present document, the terms and definitions given in ETSI TS 118 111 [1], ETSI TS 118 101 [2] apply. A term defined in the present document takes precedence over the definition of the same term, if any, in ETSI TS 118 111 [1] and ETSI TS 118 101 [2].

3.2 Abbreviations

For the purposes of the present document, the following abbreviations apply:

IPE	Interworking Proxy Entity
OIC	Open Interconnect Consortium

4 Conventions

The key words "Shall", "Shall not", "May", "Need not", "Should", "Should not" in the present document are to be interpreted as described in the oneM2M Drafting Rules [i.1].

5 Architecture Model

5.1 Introduction

The architecture model followed in the present document is based on the architecture model in Annex F of ETSI TS 118 101 [2]. It describes interworking using specialized Interworking Proxy application Entity (IPE). The present document describes the OIC IPE that supports the following scenarios.

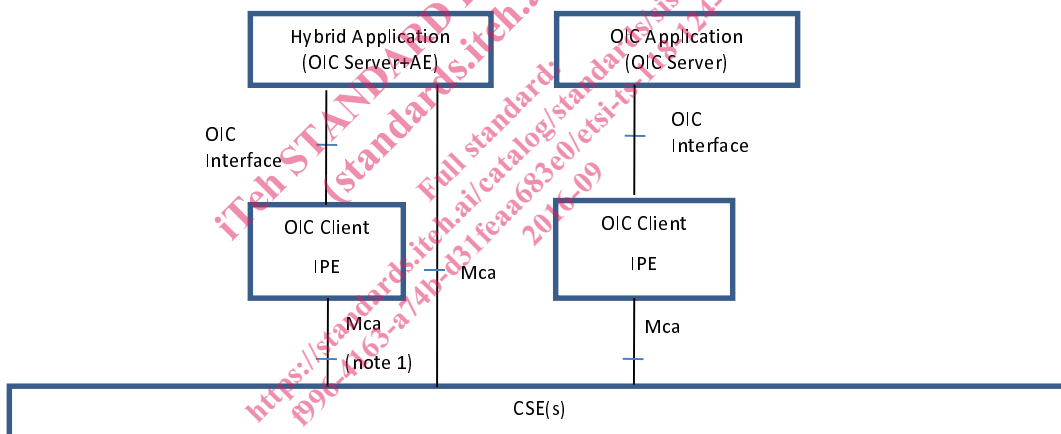
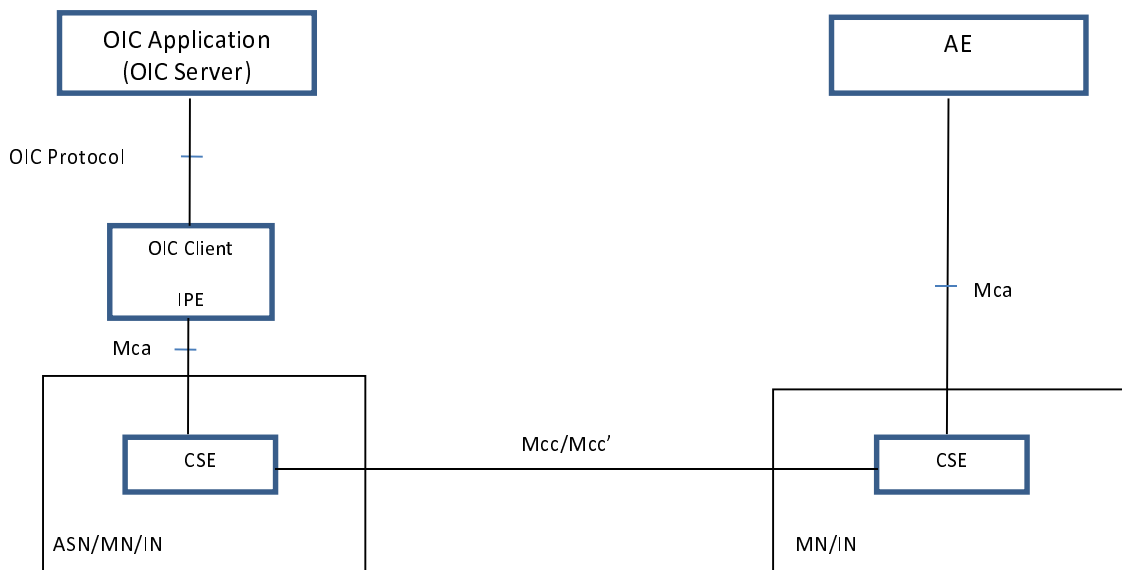


Figure 5.1-1: OIC Interworking Scenarios

In the scenarios depicted in Figure 5.1-1, the Hybrid and OIC Applications represent applications that implement the OIC Server role defined in the OIC Protocol [3].

5.2 Interworking Reference Model

The OIC Interworking reference model utilizes the Functional Architecture's reference model in ETSI TS 118 101 [2]; augmenting the ETSI TS 118 101 [2] reference model with capabilities provided by the OIC IPE.



NOTE: The AE in the reference model could be registered with the same CSE as the OIC IPE.

Figure 5.2-1: OIC Reference Model

5.3 Function of Interworking Proxy Entity

The OIC IPE participation in the OIC Protocol as described in clause 5 does so in the role of an OIC Client to which OIC Applications (OIC Servers) interact. For each OIC Server (Endpoint) that is maintained by the OIC Client in the OIC IPE, the OIC IPE shall instantiate and maintains an instance of a Resource of type <AE>.

iTeh STANDARD PREVIEW
 (standard.it-eh.com)
 Full standards catalog: https://standards.it-eh.com/catalogue/index.asp?lang=eng&code=61a055c-996-4163-a74b-d31feaa683e0/c/118-124-v2.0.0-2016-09

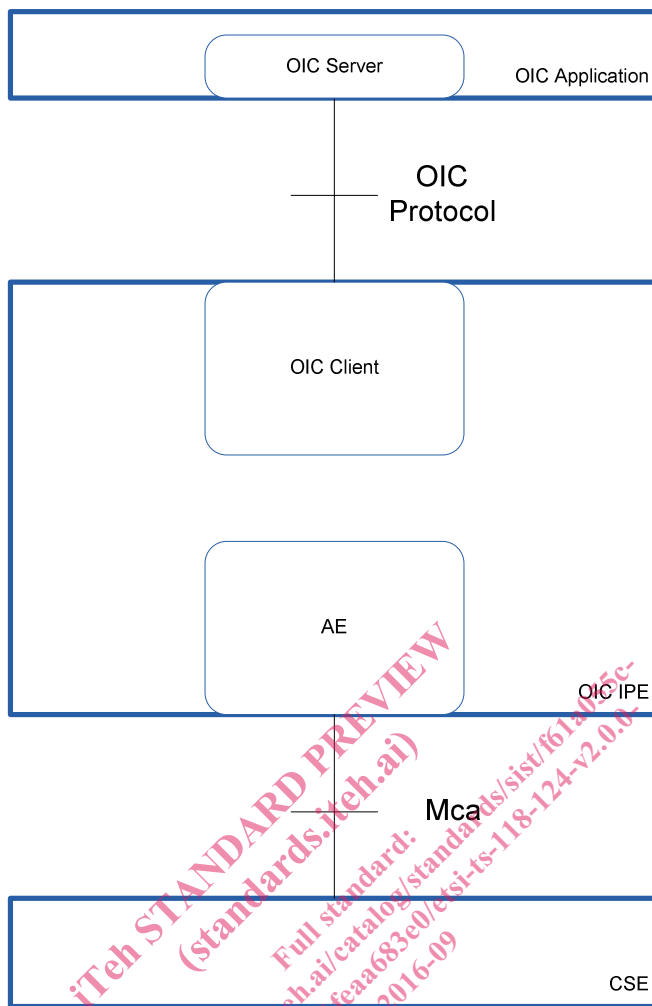


Figure 5.3-1: OIC IPE Architecture

Mapping OIC Servers to AEs provides the following:

- 1) Application Registry: OIC Servers can now be registered as oneM2M Applications.
- 2) Service Subscriptions: OIC Servers can now be attached to M2M Service Subscriptions just like any other oneM2M Application.

5.4 Types of Interworking

OIC IPEs provide the following types of interworking in this present document:

- 1) Interworking using the <container> resource for transparent transport of encoded OIC Resources that are available to AEs as depicted in Figure 5.4-1.

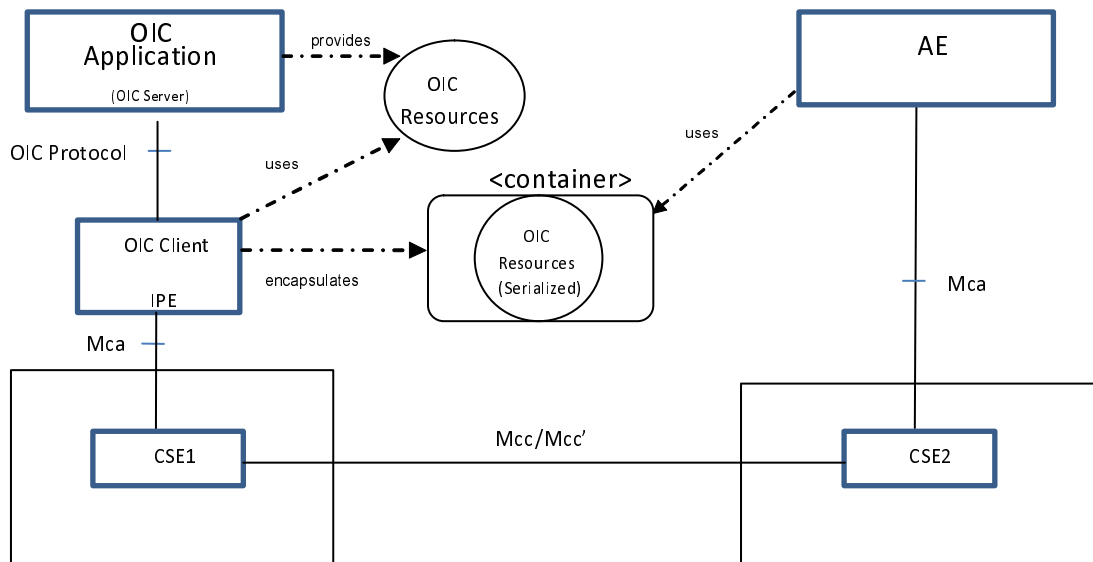


Figure 5.4-1: OIC Transparent Interworking Function

In Figure 5.4-1, the OIC Resources are provided by the OIC Application to the OIC IPE using the OIC Protocol [3]. The OIC IPE then encapsulates the OIC Resources in Content Sharing Resources and then hosts the Content Sharing Resources in a CSE using the Mca reference points for use by AEs. The AE accesses the Content Sharing Resource from the CSE that hosts the resource using the Mca reference point. Once the AE receives the Content Sharing Resource, the AE extracts the OIC Resource from the Content Sharing Resource for the AE's purpose.

6 Architectural Aspects

6.1 Introduction

The OIC IPE participation in the OIC Protocol as described in clause 5 does so in the role of an OIC Client to which OIC Applications (OIC Servers) interact. As an OIC Client, the IPE provides the following Architecture Aspects based on the OIC Protocol Aspects:

- OIC Device Lifecycle
- OIC Resource Discovery
- OIC Interworking Procedure
- OIC Subscription Notification
- OIC Device Management
- OIC Provisioning and Security

6.2 OIC Device Lifecycle

6.2.1 Introduction

As the OIC IPE discovers OIC Devices when the OIC IPE interacts with the OIC Server over the OIC protocol, the OIC IPE shall maintain the associated resources in the CSE that represents the OIC Device.