
**Earth-moving machinery —
Scrapers — Terminology and
commercial specifications**

*Engins de terrassement — Décapeuses — Terminologie et
spécifications commerciales*

**iTeh STANDARD PREVIEW
(standards.iteh.ai)**

[ISO 7133:2013](https://standards.iteh.ai/catalog/standards/sist/82d8ebba-cdbf-4188-aa10-361d5d4b82f/iso-7133-2013)

<https://standards.iteh.ai/catalog/standards/sist/82d8ebba-cdbf-4188-aa10-361d5d4b82f/iso-7133-2013>



iTeh STANDARD PREVIEW
(standards.iteh.ai)

[ISO 7133:2013](https://standards.iteh.ai/catalog/standards/sist/82d8ebba-cdbf-4188-aa10-361d5d4b82f/iso-7133-2013)

<https://standards.iteh.ai/catalog/standards/sist/82d8ebba-cdbf-4188-aa10-361d5d4b82f/iso-7133-2013>



COPYRIGHT PROTECTED DOCUMENT

© ISO 2013

All rights reserved. Unless otherwise specified, no part of this publication may be reproduced or utilized otherwise in any form or by any means, electronic or mechanical, including photocopying, or posting on the internet or an intranet, without prior written permission. Permission can be requested from either ISO at the address below or ISO's member body in the country of the requester.

ISO copyright office
Case postale 56 • CH-1211 Geneva 20
Tel. + 41 22 749 01 11
Fax + 41 22 749 09 47
E-mail copyright@iso.org
Web www.iso.org

Published in Switzerland

Contents

	Page
Foreword	iv
1 Scope	1
2 Normative references	1
3 Terms and definitions	1
3.1 General.....	1
3.2 Masses.....	2
3.3 Modes of operation.....	2
3.4 Performance.....	3
4 Base machine	3
4.1 Types of scrapers.....	3
4.2 Dimensions.....	7
4.3 Nomenclature.....	9
5 Commercial literature specifications	13
5.1 Engine.....	13
5.2 Transmission.....	14
5.3 Drive axle(s).....	14
5.4 Steering.....	14
5.5 Brakes.....	15
5.6 Tyres.....	15
5.7 Hydraulic system.....	15
5.8 Elevated loading drive.....	16
5.9 Bowl.....	16
5.10 Cutting edge.....	16
5.11 System fluid capacities.....	16
5.12 Masses.....	16
5.13 Towed scraper hitch vertical load.....	17
5.14 Towing tractor power.....	17
Annex A (normative) Equipment dimensions	18
Bibliography	20

Foreword

ISO (the International Organization for Standardization) is a worldwide federation of national standards bodies (ISO member bodies). The work of preparing International Standards is normally carried out through ISO technical committees. Each member body interested in a subject for which a technical committee has been established has the right to be represented on that committee. International organizations, governmental and non-governmental, in liaison with ISO, also take part in the work. ISO collaborates closely with the International Electrotechnical Commission (IEC) on all matters of electrotechnical standardization.

International Standards are drafted in accordance with the rules given in the ISO/IEC Directives, Part 2.

The main task of technical committees is to prepare International Standards. Draft International Standards adopted by the technical committees are circulated to the member bodies for voting. Publication as an International Standard requires approval by at least 75 % of the member bodies casting a vote.

Attention is drawn to the possibility that some of the elements of this document may be the subject of patent rights. ISO shall not be held responsible for identifying any or all such patent rights.

ISO 7133 was prepared by Technical Committee ISO/TC 127, *Earth-moving machinery*, Subcommittee SC 4, *Terminology, commercial nomenclature, classification and ratings*.

This third edition cancels and replaces the second edition (ISO 7133:1994), which has been technically revised.

iTeh STANDARD PREVIEW
(standards.iteh.ai)

[ISO 7133:2013](https://standards.iteh.ai/catalog/standards/sist/82d8ebba-cdbf-4188-aa10-361d5d4b82f/iso-7133-2013)

<https://standards.iteh.ai/catalog/standards/sist/82d8ebba-cdbf-4188-aa10-361d5d4b82f/iso-7133-2013>

Earth-moving machinery — Scrapers — Terminology and commercial specifications

1 Scope

This International Standard establishes terminology and the content of commercial literature specifications for scrapers (including towed scrapers) and their equipment.

2 Normative references

The following documents, in whole or in part, are normatively referenced in this document and are indispensable for its application. For dated references, only the edition cited applies. For undated references, the latest edition of the referenced document (including any amendments) applies.

ISO 5010, *Earth-moving machinery — Rubber-tyred machines — Steering requirements*

ISO 6484, *Earth-moving machinery — Elevating scrapers — Volumetric ratings*

ISO 6485, *Earth-moving machinery — Tractor-scraper — Volumetric rating*

ISO 6746-1, *Earth-moving machinery — Definitions of dimensions and codes — Part 1: Base machine*

ISO 6746-2, *Earth-moving machinery — Definitions of dimensions and codes — Part 2: Equipment and attachments*

ISO 7457, *Earth-moving machinery — Determination of turning dimensions of wheeled machines*

ISO 9249, *Earth-moving machinery — Engine test code — Net power*

3 Terms and definitions

For the purposes of this document, the terms and definitions given in ISO 6746 and the following apply.

3.1 General

3.1.1

scraper

self-propelled or towed crawler or wheeled machine which has a bowl with a cutting edge positioned between the axles, and which cuts, loads, transports, discharges and spreads material through its forward motion

Note 1 to entry: The loading through a forward motion can be assisted by a powered mechanism (elevator) fixed to the scraper bowl.

[SOURCE: ISO 6165:2012, 4.7]

3.1.2

towed scraper

scraper that is not self-propelled but which is propelled instead by a towing machine on which the operator's station is located

[SOURCE: ISO 6165:2012, 4.7.1]

3.1.3

base machine

machine with a cab or canopy and operator-protective structures if required, without equipment or attachments but possessing the necessary mountings for such equipment and attachments scraper

[SOURCE: ISO 6746-1:2003, 3.3]

3.1.4

equipment

set of components mounted onto the base machine to fulfil the primary design function

3.1.5

attachment

optional assembly of components that can be mounted onto the base machine for a specific use

3.1.6

component

part or an assembly of parts of a base machine, equipment or an attachment

3.2 Masses

3.2.1

operating mass

mass of the base machine with empty bowl, equipment specified by the manufacturer, operator (75 kg), full fuel tank and full lubricating, hydraulic and cooling systems

3.2.2

payload

manufacturer's rated mass that can be carried in the scraper bowl

3.2.3

loaded mass

sum of the operating mass and the payload loaded in accordance with ISO 6485

3.2.4

axle distribution

percentage of machine mass or the actual mass of each axle, empty and loaded

3.2.5

shipping mass

mass of the base machine with empty bowl, without operator, with full lubricating, hydraulic and cooling systems, 10 % of fuel tank capacity and with or without equipment, cab, canopy and/or operator protective structure, as stated by the manufacturer

3.2.6

cab [canopy] [ROPS] [FOPS] mass

mass of cab [canopy] [ROPS (roll-over protective structure)] [FOPS (falling-object protective structure)] with all components and mountings required to secure it to the base machine

3.3 Modes of operation

3.3.1

push-pull or dual loading

mode of operation which allows one scraper to assist in loading another by pushing or pulling through engagement devices which usually include push plates, a hook and a bail

3.4 Performance

3.4.1

net power

power obtained on a test bed at the end of the crankshaft or its equivalent, at the corresponding engine speed, with the equipment and auxiliaries listed in ISO 15550:2002, Table 1, column 2, and required in column 3 (fitted for engine net power test)

Note 1 to entry: If the power measurement can only be carried out with a mounted gearbox, the losses in the gearbox should be added to the measured power to give the net engine power.

[SOURCE: ISO 15550:2002, 3.3.3.1, modified.]

3.4.2

maximum travel speed

maximum speed that can be obtained on hard level surfaces in each of the forward and reverse gear ratios available, with scraper bowl empty

3.4.3

rimpull

force available between the tyre and the ground to propel the scraper

3.4.4

rimpull with direct drive transmission

rimpull calculated or measured at the rated engine speed and at maximum engine torque in each forward speed

Note 1 to entry: The maximum pull can be limited by mass and traction conditions.

3.4.5

rimpull with power shift transmission [electric drive] [hydrostatic drive]

rimpull given by the calculated or measured pull versus machine speed curves in each forward gear range

Note 1 to entry: The maximum pull can be limited by mass and traction conditions.

4 Base machine

4.1 Types of scrapers

Scrapers shall be classified according to the following attributes.

4.1.1 Method of loading

The method of loading may be

- open-bowl loading (see [Figure 1](#)), or
- elevated loading (see [Figure 2](#)).

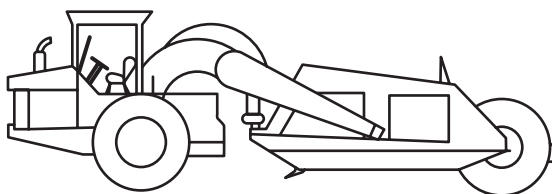


Figure 1 — Open-bowl loading





Figure 2 — Elevated loading

4.1.2 Steering system

The steering system may be

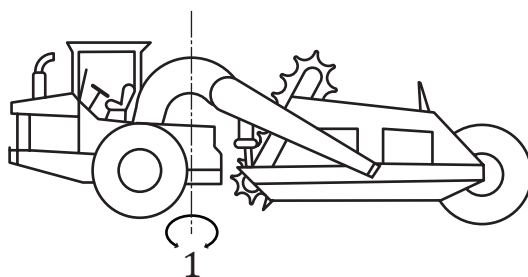
- front-wheel steer (see Figure 3), or
- articulated steer (see Figure 4).



Key

- 1 steerable wheels

Figure 3 — Front-wheel steer



Key

- 1 turning centre

Figure 4 — Articulated steer

4.1.3 Number of axles

The base machine may have

- two axles (see [Figure 5](#)), or
- three axles (see [Figure 6](#)).




Figure 5 — Two axles




Figure 6 — Three axles

iTeh STANDARD PREVIEW
(standards.iteh.ai)

4.1.4 Number of engines

The base machine may have:

- one engine (see [Figure 7](#)), or
- two engines (see [Figure 8](#)).




Figure 7 — One engine




Figure 8 — Two engines

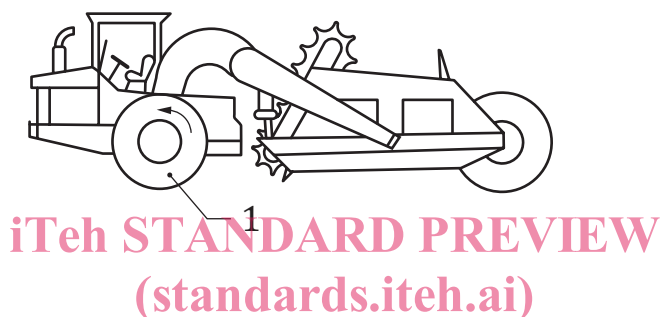
4.1.5 Drive system

The drive system may be

- front-wheel drive (see [Figure 9](#)),
- all-wheel drive (see [Figure 10](#)),
- centre-axle drive (see [Figure 11](#)), or
- in the case of towed scrapers, no drive (see [Figure 12](#)).

NOTE 1 Scrapers require the application of tractive effort to load material into the bowl. This tractive effort can be developed by the scraper itself, by another scraper temporarily or permanently connected, or by a pushing tractor. The tractive effort for a towed scraper is supplied by the towing machine.

NOTE 2 Elevating scrapers have a powered mechanism fixed to the scraper bowl to assist in loading material.

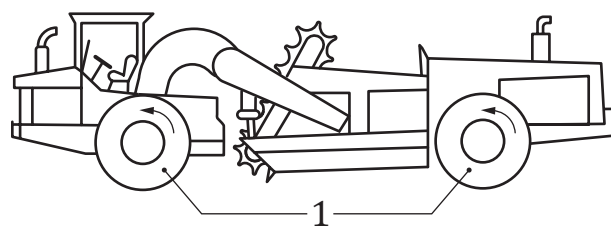


Key

- 1 drive wheels

ISO 7133:2013
<https://standards.iteh.ai/catalog/standards/sist/82d8ebba-cdbf-4188-aa10-361d5d4b82f/iso-7133-2013>

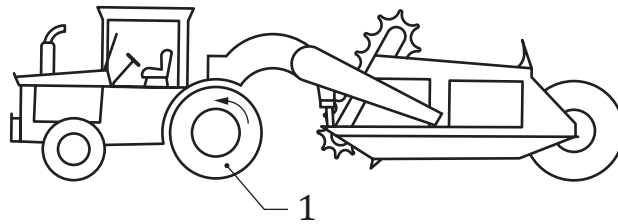
Figure 9 — Front-wheel drive



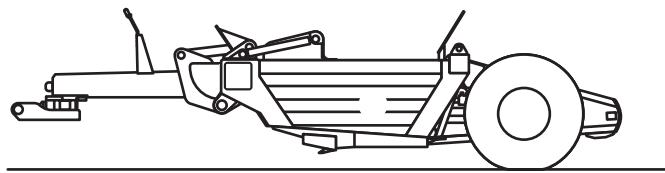
Key

- 1 drive wheels

Figure 10 — All-wheel drive

**Key**

1 drive wheels

Figure 11 — Centre-axle drive**Figure 12 — Towed scraper**

iTeh STANDARD PREVIEW
(standards.iteh.ai)

4.2 Dimensions

Dimensions of the base machine (scraper and towed scraper) are shown in [Figures 13](#) and [14](#).

For the definitions of the base machine dimensions, see [ISO 6746-1](#).

For definitions of dimensions strictly related to scrapers, see [Annex A](#).

All dimensions are measured when the bowl is at the highest position unless otherwise noted. Wheel tread width may differ for each axle.