

---

---

**Tractors and machinery for  
agriculture — Seat belts —**

**Part 2:  
Anchorage strength requirements**

*Tracteurs et matériels agricoles — Ceintures de sécurité —*

*Partie 2: Exigences relatives à la résistance des ancrages*

**iTeh STANDARD PREVIEW  
(standards.iteh.ai)**

ISO 3776-2:2013

<https://standards.iteh.ai/catalog/standards/sist/8fc5044a-d1a5-4b9a-a9e4-483ce9a132fc/iso-3776-2-2013>



**iTeh STANDARD PREVIEW**  
**(standards.iteh.ai)**

ISO 3776-2:2013

<https://standards.iteh.ai/catalog/standards/sist/8fe5044a-d1a5-4b9a-a9e4-483ce9a132fc/iso-3776-2-2013>



**COPYRIGHT PROTECTED DOCUMENT**

© ISO 2013

All rights reserved. Unless otherwise specified, no part of this publication may be reproduced or utilized otherwise in any form or by any means, electronic or mechanical, including photocopying, or posting on the internet or an intranet, without prior written permission. Permission can be requested from either ISO at the address below or ISO's member body in the country of the requester.

ISO copyright office  
Case postale 56 • CH-1211 Geneva 20  
Tel. + 41 22 749 01 11  
Fax + 41 22 749 09 47  
E-mail [copyright@iso.org](mailto:copyright@iso.org)  
Web [www.iso.org](http://www.iso.org)

Published in Switzerland

# Contents

	Page
Foreword.....	iv
Introduction.....	v
<b>1 Scope.....</b>	<b>1</b>
<b>2 Terms and definitions.....</b>	<b>1</b>
<b>3 Anchorage testing.....</b>	<b>1</b>
3.1 Test procedure type.....	1
3.2 General.....	1
3.3 Forward loading.....	2
3.4 Rearward loading.....	3
3.5 Seat belt buckle release force.....	3
<b>4 Acceptance conditions.....</b>	<b>4</b>
<b>5 Test report.....</b>	<b>4</b>
<b>Annex A (informative) Test report for seat-belt anchorage strength.....</b>	<b>5</b>
<b>Annex B (informative) Designation of Maintenance Agency.....</b>	<b>6</b>
<b>Bibliography.....</b>	<b>7</b>

## iTeh STANDARD PREVIEW (standards.iteh.ai)

[ISO 3776-2:2013](https://standards.iteh.ai/catalog/standards/sist/8fe5044a-d1a5-4b9a-a9e4-483ce9a132fc/iso-3776-2-2013)

<https://standards.iteh.ai/catalog/standards/sist/8fe5044a-d1a5-4b9a-a9e4-483ce9a132fc/iso-3776-2-2013>

## Foreword

ISO (the International Organization for Standardization) is a worldwide federation of national standards bodies (ISO member bodies). The work of preparing International Standards is normally carried out through ISO technical committees. Each member body interested in a subject for which a technical committee has been established has the right to be represented on that committee. International organizations, governmental and non-governmental, in liaison with ISO, also take part in the work. ISO collaborates closely with the International Electrotechnical Commission (IEC) on all matters of electrotechnical standardization.

The procedures used to develop this document and those intended for its further maintenance are described in the ISO/IEC Directives, Part 1. In particular the different approval criteria needed for the different types of ISO documents should be noted. This document was drafted in accordance with the editorial rules of the ISO/IEC Directives, Part 2. [www.iso.org/directives](http://www.iso.org/directives)

Attention is drawn to the possibility that some of the elements of this document may be the subject of patent rights. ISO shall not be held responsible for identifying any or all such patent rights. Details of any patent rights identified during the development of the document will be in the Introduction and/or on the ISO list of patent declarations received. [www.iso.org/patents](http://www.iso.org/patents)

Any trade name used in this document is information given for the convenience of users and does not constitute an endorsement.

The committee responsible for this document is ISO/TC 23, *Tractors and machinery for agriculture and forestry*, Subcommittee SC 2, *Common tests*.

This second edition cancels and replaces the first edition (ISO 3776-2:2007), which has been technically revised for the technical harmonization with those sections of OECD Code 4: July 2012, OECD Code 6: July 2012, and OECD Code 7: July 2012 relating to seat belt anchorage strength testing.

ISO 3776 consists of the following parts, under the general title *Tractors and machinery for agriculture — Seat belts*:

- *Part 1: Anchorage location requirements*
- *Part 2: Anchorage strength requirements*
- *Part 3: Requirements for assemblies*

## Introduction

Seat belts are used on agricultural machinery to restrain the operator in the seat during normal operation and use. When used on agricultural tractors, seat belts also serve to restrain the operator within the protective zone of the protective structure in the event of an upset. This part of ISO 3776 specifies the minimum seat belt anchorage strength requirements to meet these purposes.

This part of ISO 3776 specifies technical performance requirements, associated test procedures, and performance test report information. Technical harmonization with OECD is ensured by the Maintenance Agency operating as specified in [Annex B](#).

## iTeh STANDARD PREVIEW (standards.iteh.ai)

[ISO 3776-2:2013](#)

<https://standards.iteh.ai/catalog/standards/sist/8fe5044a-d1a5-4b9a-a9e4-483ce9a132fc/iso-3776-2-2013>

**iTeh STANDARD PREVIEW**  
**(standards.iteh.ai)**

ISO 3776-2:2013

<https://standards.iteh.ai/catalog/standards/sist/8fe5044a-d1a5-4b9a-a9e4-483ce9a132fc/iso-3776-2-2013>

# Tractors and machinery for agriculture — Seat belts —

## Part 2: Anchorage strength requirements

### 1 Scope

This part of ISO 3776 specifies the strength requirements of the anchorages for pelvic restraint (seat) belts intended to be used by the operators of agricultural tractors and self-propelled machinery.

### 2 Terms and definitions

For the purposes of this document, the following terms and definitions apply.

#### 2.1

##### **anchorage**

provision to transfer forces applied to the seat belt assembly to the structure of the tractor or the machine

#### 2.2

##### **seat belt assembly**

belt, including any buckle, length adjuster, retractor, and means for securing to an anchorage, that fastens across the pelvic area to provide pelvic restraint during operation and roll-over conditions

#### 2.3

##### **seat belt system**

seat belt assembly with anchorages

#### 2.4

##### **seat mounting**

all intermediary fittings (slides, etc.) used to secure the seat to the appropriate part of the tractor

#### 2.5

##### **applicable seat components**

all components of the seat whose mass could contribute to loading of the seat mounting (to the vehicle structure) during a roll-over event

### 3 Anchorage testing

#### 3.1 Test procedure type

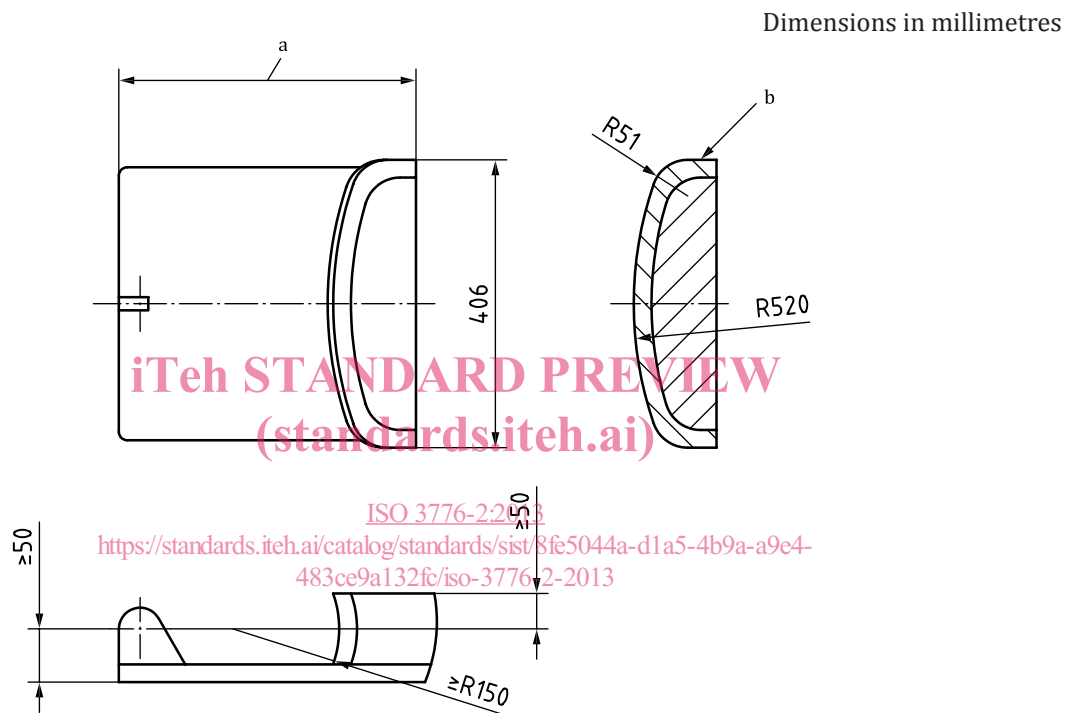
Only static tests for the anchorages are given in this procedure.

#### 3.2 General

**3.2.1** If, for a given protective structure, a manufacturer provides more than one seat with identical components which transfer the load from the seat belt anchorage to the seat mounting on the ROPS floor or tractor chassis, the testing station is authorised to test only one configuration, corresponding to the heaviest seat.

3.2.2 The seat shall be in position during the tests, fixed to the mounting points on the tractor using all intermediary fittings (such as suspension, slides, etc.) specified for the complete tractor. No additional non-standard fittings contributing to the strength of construction shall be used.

3.2.3 The anchorages shall be capable of withstanding the loads applied to the seat belt system using a device as shown in [Figure 1](#). The seat belt anchorages shall be capable of these test loads applied with the seat adjusted in the worst position of longitudinal adjustment to ensure that the test condition is met. If a worst position among the possible seat adjustments is not recognised by the testing station, the test loads shall be applied with the seat in the mid-position of longitudinal adjustment. For a suspended seat, the seat shall be set to the midpoint of the suspension travel, unless this is contradictory to a clearly stated instruction by the seat manufacturer. Where special instructions exist for the seat setting, these shall be observed and specified in the report.



**Key**

- a This dimension is optional.
- b Medium density foam rubber, 25 mm thick (canvas covered).

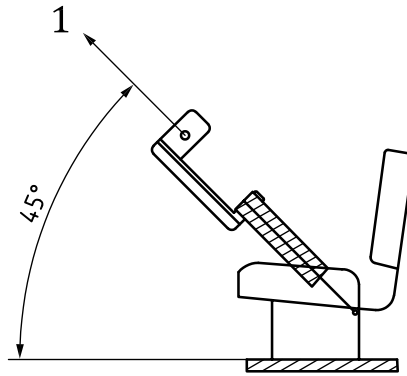
**Figure 1 — Traction device**

3.2.4 After the load is applied to the seat system, the load application device shall not be repositioned to compensate for any changes that could occur to the load application angle. The horizontal distance between the point at which the load generation apparatus is attached to the test rig and the nearest seat belt anchorage shall not be less than 1 000 mm.

**3.3 Forward loading**

A tensile force shall be applied in a forward and upward direction at an angle of  $45^\circ \pm 2^\circ$  to the horizontal, as shown in [Figure 2](#). The seat belt anchorages shall be capable of withstanding a force of 4 450 N. In the event that the force applied to the seat belt assembly is transferred to the vehicle chassis by means of the seat, the seat mounting shall be capable of withstanding this force plus an additional force equal to four times the weight of all applicable seat components applied  $45^\circ \pm 2^\circ$  to the horizontal in a forward and upward direction, as shown in [Figure 2](#).



**Key**

1 test load

**Figure 2 — Load application in the upward and forward direction****3.4 Rearward loading**

A tensile force shall be applied in a rearward and upward direction at an angle of  $45^\circ \pm 2^\circ$  to the horizontal, as shown in [Figure 3](#). The seat belt anchorages shall be capable of withstanding a force of 2 225 N. In the event that the force applied to the seat belt assembly is transferred to the vehicle chassis by means of the seat, the seat mounting shall be capable of withstanding this force plus an additional force equal to two times the weight of all applicable seat components applied  $45^\circ \pm 2^\circ$  to the horizontal in a rearward and upward direction, as shown in [Figure 3](#).

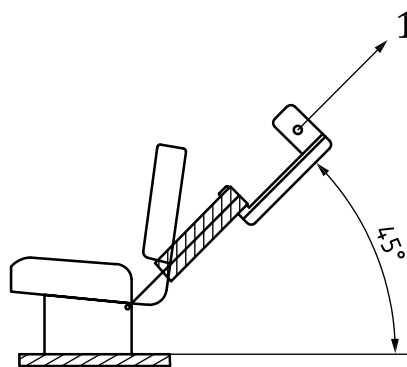
Both tensile forces shall be equally divided between the anchorages.

[ISO 3776-2:2013](https://standards.iteh.ai/catalog/standards/sist/8fc5044a-d1a5-4b9a-a9e4-4850e9a132fc/iso-3776-2-2013)

**3.5 Seat belt buckle release force**

<https://standards.iteh.ai/catalog/standards/sist/8fc5044a-d1a5-4b9a-a9e4-4850e9a132fc/iso-3776-2-2013>

At the request of the manufacturer, measure the force required to open the seat belt buckle. The seat belt buckle shall open with a maximum force of 140 N following the load applications. This requirement is fulfilled for seat belt assemblies that satisfy the requirements of ECE-R16[1] or 77/541/EEC[2] as last amended.

**Key**

1 test load

**Figure 3 — Load application in the upward and rearward direction**