
**Geometrical product specifications
(GPS) — Dimensioning and tolerancing —
Cones**

*Spécification géométrique des produits (GPS) — Cotation et
tolérancement — Cônes*

iTeh STANDARD PREVIEW
(standards.iteh.ai)

[ISO 3040:2009](https://standards.iteh.ai/catalog/standards/sist/87d96630-e276-44a6-ae12-b2eab49edf5/iso-3040-2009)

[https://standards.iteh.ai/catalog/standards/sist/87d96630-e276-44a6-ae12-
b2eab49edf5/iso-3040-2009](https://standards.iteh.ai/catalog/standards/sist/87d96630-e276-44a6-ae12-b2eab49edf5/iso-3040-2009)



PDF disclaimer

This PDF file may contain embedded typefaces. In accordance with Adobe's licensing policy, this file may be printed or viewed but shall not be edited unless the typefaces which are embedded are licensed to and installed on the computer performing the editing. In downloading this file, parties accept therein the responsibility of not infringing Adobe's licensing policy. The ISO Central Secretariat accepts no liability in this area.

Adobe is a trademark of Adobe Systems Incorporated.

Details of the software products used to create this PDF file can be found in the General Info relative to the file; the PDF-creation parameters were optimized for printing. Every care has been taken to ensure that the file is suitable for use by ISO member bodies. In the unlikely event that a problem relating to it is found, please inform the Central Secretariat at the address given below.

iTeh STANDARD PREVIEW
(standards.iteh.ai)

ISO 3040:2009

<https://standards.iteh.ai/catalog/standards/sist/87d96630-e276-44a6-ae12-b2eab49edf5/iso-3040-2009>



COPYRIGHT PROTECTED DOCUMENT

© ISO 2009

All rights reserved. Unless otherwise specified, no part of this publication may be reproduced or utilized in any form or by any means, electronic or mechanical, including photocopying and microfilm, without permission in writing from either ISO at the address below or ISO's member body in the country of the requester.

ISO copyright office
Case postale 56 • CH-1211 Geneva 20
Tel. + 41 22 749 01 11
Fax + 41 22 749 09 47
E-mail copyright@iso.org
Web www.iso.org

Published in Switzerland

Contents

Page

Foreword	iv
Introduction.....	v
1 Scope	1
2 Normative references	1
3 Terms and definitions	1
4 Graphical symbol for a cone	2
5 Dimensioning of cones	2
5.1 Characteristics of cones	2
5.2 Indication of rate of taper on drawings	4
5.3 Standardized series of cones	4
6 Tolerancing of cones	5
6.1 General	5
6.2 Tolerancing of cone, cone angle specified	5
6.3 Tolerancing of cone; rate of taper specified	6
6.4 Tolerancing zone of cone simultaneously defining the axial location of the cone	7
6.5 Tolerancing of cone relative to a datum system (simultaneously defining coaxiality)	8
Annex A (informative) Former practice — Tolerancing of cone separate from the tolerance of the axial location of the cone	9
Annex B (informative) Relation to the GPS matrix model	10
Bibliography	11

Foreword

ISO (the International Organization for Standardization) is a worldwide federation of national standards bodies (ISO member bodies). The work of preparing International Standards is normally carried out through ISO technical committees. Each member body interested in a subject for which a technical committee has been established has the right to be represented on that committee. International organizations, governmental and non-governmental, in liaison with ISO, also take part in the work. ISO collaborates closely with the International Electrotechnical Commission (IEC) on all matters of electrotechnical standardization.

International Standards are drafted in accordance with the rules given in the ISO/IEC Directives, Part 2.

The main task of technical committees is to prepare International Standards. Draft International Standards adopted by the technical committees are circulated to the member bodies for voting. Publication as an International Standard requires approval by at least 75 % of the member bodies casting a vote.

Attention is drawn to the possibility that some of the elements of this document may be the subject of patent rights. ISO shall not be held responsible for identifying any or all such patent rights.

ISO 3040 was prepared by Technical Committee ISO/TC 213, *Dimensional and geometrical product specifications and verification*.

This third edition cancels and replaces the second edition (ISO 3040:1990), which has been technically revised.

iTeh STANDARD PREVIEW
(standards.iteh.ai)

ISO 3040:2009
<https://standards.iteh.ai/catalog/standards/sist/87d96630-e276-44a6-ae12-b2eab49edf5/iso-3040-2009>

Introduction

This International Standard is a geometrical product specification (GPS) standard and is to be regarded as a general GPS standard (see ISO/TR 14638). It influences chain links 1 and 2 of the chain of standards on angles.

For more detailed information on the relation of this International Standard to other standards and to the GPS matrix model, see Annex B.

In this International Standard, the figures illustrate the text only and should not be considered as design examples. For this reason, the figures are simplified and are not to scale.

iTeh STANDARD PREVIEW (standards.iteh.ai)

[ISO 3040:2009](https://standards.iteh.ai/catalog/standards/sist/87d96630-e276-44a6-ae12-b2eab49edf5/iso-3040-2009)

<https://standards.iteh.ai/catalog/standards/sist/87d96630-e276-44a6-ae12-b2eab49edf5/iso-3040-2009>

iTeh STANDARD PREVIEW
(standards.iteh.ai)

ISO 3040:2009

<https://standards.iteh.ai/catalog/standards/sist/87d96630-e276-44a6-ae12-b2eab49edf5/iso-3040-2009>

Geometrical product specifications (GPS) — Dimensioning and tolerancing — Cones

1 Scope

This International Standard establishes the definition of cones and specifies the graphical symbol to be used for their indication and methods for their dimensioning and tolerancing.

For the purposes of this International Standard, the term “cone” relates to right-angle circular cones only.

NOTE 1 For simplicity, only truncated cones have been represented in this International Standard. However, this International Standard can be applied to any type of cone within its scope.

NOTE 2 This International Standard is not intended to prevent the use of other methods of dimensioning and tolerancing.

2 Normative references

iTeh STANDARD PREVIEW
(standards.iteh.ai)

The following referenced documents are indispensable for the application of this document. For dated references, only the edition cited applies. For undated references, the latest edition of the referenced document (including any amendments) applies.

ISO 1119:1998, *Geometrical Product Specifications (GPS) — Series of conical tapers and taper angles*

ISO 81714-1, *Design of graphical symbols for use in the technical documentation of products — Part 1: Basic rules*

3 Terms and definitions

For the purposes of this document, the following terms and definitions apply.

3.1

rate of taper

C

ratio of the difference in the diameters of two sections of a cone to the distance between them

NOTE It is expressed by the following formula (see also Figure 1):

$$C = \frac{D-d}{L} = 2 \tan\left(\frac{\alpha}{2}\right)$$

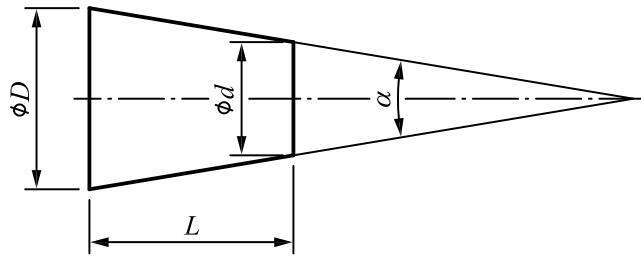


Figure 1

4 Graphical symbol for a cone

A cone shall be indicated using the graphical symbol illustrated in Figure 2 positioned on a reference line (see Figure 7). The orientation of the graphical symbol shall coincide with that of the cone (see Figure 7 and Figure 8).

For the size and line thickness of the graphical symbol, see ISO 81714-1.




Figure 2

5 Dimensioning of cones

<https://standards.iteh.ai/catalog/standards/sist/87d96630-e276-44a6-ae12-b2eab4f9edf5/iso-3040-2009>

5.1 Characteristics of cones

In order to define a cone, the characteristics and dimensions shown in Table 1 may be used in those combinations most appropriate for the function of the cone.

Table 1 — Characteristics and dimensions of cones

Characteristics and dimensions	Letter symbol	Examples of indication	
		Preferred method	Optional method
Characteristics			
Rate of taper	<i>C</i>	1:5 1/5	0,2:1 20 %
Cone angle	α	35°	0,6 rad
Cone diameter			
at the larger end	<i>D</i>		
at the smaller end	<i>d</i>		
at the selected cross-section	D_x		
Length			
Cone length	<i>L</i>		
Length including cone length	L'		
Length locating a cross-section at which D_x is specified	L_x		

No more dimensions than are necessary shall be specified. However, additional dimensions (for example, half the included angle) may be given as “auxiliary” or “reference” dimensions in brackets for information.

Typical combinations of cone characteristics and dimensions are shown in Figure 3, Figure 4, Figure 5 and Figure 6.

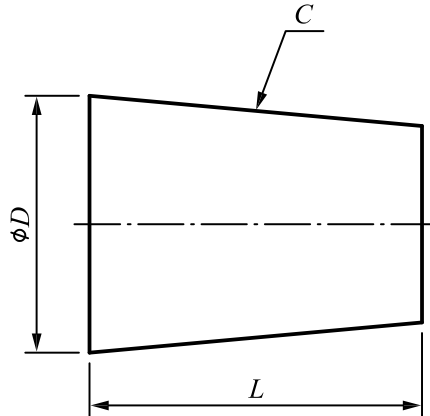


Figure 3



Figure 4

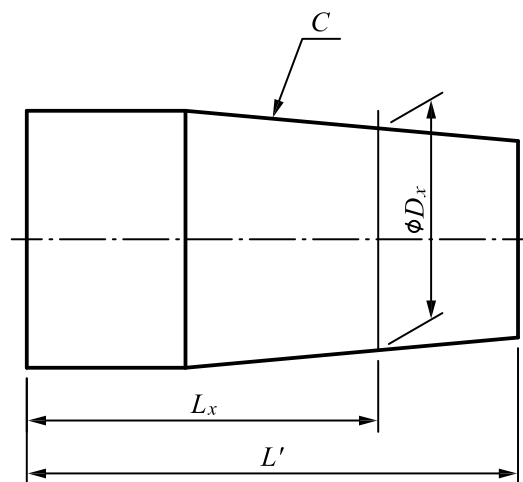


Figure 5