



**Digital cellular telecommunications system (Phase 2+) (GSM);
Universal Mobile Telecommunications System (UMTS);**

LTE;

5G;

Release description;

Release 14

(3GPP TR 21.914 version 14.0.0 Release 14)



ReferenceDTR/TSGS-0021914ve00

Keywords5G,GSM,LTE,UMTS

ETSI

650 Route des Lucioles
F-06921 Sophia Antipolis Cedex - FRANCE

Tel.: +33 4 92 94 42 00 Fax: +33 4 93 65 47 16

Siret N° 348 623 562 00017 - NAF 742 C
Association à but non lucratif enregistrée à la
Sous-Préfecture de Grasse (06) N° 7803/88

Important notice

The present document can be downloaded from:

<http://www.etsi.org/standards-search>

The present document may be made available in electronic versions and/or in print. The content of any electronic and/or print versions of the present document shall not be modified without the prior written authorization of ETSI. In case of any existing or perceived difference in contents between such versions and/or in print, the only prevailing document is the print of the Portable Document Format (PDF) version kept on a specific network drive within ETSI Secretariat.

Users of the present document should be aware that the document may be subject to revision or change of status. Information on the current status of this and other ETSI documents is available at

<https://portal.etsi.org/TB/ETSIDeliverableStatus.aspx>

If you find errors in the present document, please send your comment to one of the following services:

<https://portal.etsi.org/People/CommiteeSupportStaff.aspx>

Copyright Notification

No part may be reproduced or utilized in any form or by any means, electronic or mechanical, including photocopying and microfilm except as authorized by written permission of ETSI.

The content of the PDF version shall not be modified without the written authorization of ETSI.

The copyright and the foregoing restriction extend to reproduction in all media.

© ETSI 2018.

All rights reserved.

DECT™, **PLUGTESTS™**, **UMTS™** and the ETSI logo are trademarks of ETSI registered for the benefit of its Members. **3GPP™** and **LTE™** are trademarks of ETSI registered for the benefit of its Members and of the 3GPP Organizational Partners.

oneM2M logo is protected for the benefit of its Members.

GSM® and the GSM logo are trademarks registered and owned by the GSM Association.

Intellectual Property Rights

Essential patents

IPRs essential or potentially essential to normative deliverables may have been declared to ETSI. The information pertaining to these essential IPRs, if any, is publicly available for **ETSI members and non-members**, and can be found in ETSI SR 000 314: *"Intellectual Property Rights (IPRs); Essential, or potentially Essential, IPRs notified to ETSI in respect of ETSI standards"*, which is available from the ETSI Secretariat. Latest updates are available on the ETSI Web server (<https://ipr.etsi.org/>).

Pursuant to the ETSI IPR Policy, no investigation, including IPR searches, has been carried out by ETSI. No guarantee can be given as to the existence of other IPRs not referenced in ETSI SR 000 314 (or the updates on the ETSI Web server) which are, or may be, or may become, essential to the present document.

Trademarks

The present document may include trademarks and/or tradenames which are asserted and/or registered by their owners. ETSI claims no ownership of these except for any which are indicated as being the property of ETSI, and conveys no right to use or reproduce any trademark and/or tradename. Mention of those trademarks in the present document does not constitute an endorsement by ETSI of products, services or organizations associated with those trademarks.

Foreword

This Technical Report (TR) has been produced by ETSI 3rd Generation Partnership Project (3GPP).

The present document may refer to technical specifications or reports using their 3GPP identities, UMTS identities or GSM identities. These should be interpreted as being references to the corresponding ETSI deliverables.

The cross reference between GSM, UMTS, 3GPP and ETSI identities can be found under <http://webapp.etsi.org/key/queryform.asp>.

Modal verbs terminology

In the present document "**should**", "**should not**", "**may**", "**need not**", "**will**", "**will not**", "**can**" and "**cannot**" are to be interpreted as described in clause 3.2 of the [ETSI Drafting Rules](#) (Verbal forms for the expression of provisions).

"**must**" and "**must not**" are **NOT** allowed in ETSI deliverables except when used in direct citation.

Contents

Intellectual Property Rights	2
Foreword.....	2
Modal verbs terminology.....	2
Foreword.....	6
Introduction	6
1 Scope	7
2 References	7
3 Definitions, symbols and abbreviations	7
3.1 Definitions	7
3.2 Abbreviations	7
4 Process to get further information	8
4.1 Introduction	8
4.2 Direct method.....	8
4.3 Step by step method	9
5 Rel-14 Executive Summary.....	11
6 Mission Critical related items.....	12
6.1 Mission Critical Improvements general aspects	12
6.1.1 Re-organizing the MCPTT Stage 1 documents	12
6.1.2 Re-organizing the MCPTT Stage 2 documents	12
6.1.3 MCPTT documents structure.....	13
6.2 Mission Critical Push to Talk over LTE Realignment	14
6.3 Mission Critical Services Common Requirements	15
6.4 Mission Critical Video over LTE	15
6.5 Mission Critical Data over LTE	17
6.6 Common functional architecture to support mission critical services	18
6.7 Enhancements for Mission Critical Push To Talk.....	19
7 Vehicle-to-Everything (V2X) related items	21
7.1 LTE support for V2X services	21
7.2 Support for V2V services based on LTE sidelink	28
8 Cellular Internet of Things (CIoT) related items.....	31
8.1 System improvements for MTC	31
8.1.1 Extended architecture support for Cellular Internet of Things	31
8.1.2 Enhancements of Dedicated Core Networks selection mechanism	33
8.2 LTE enhancements for MTC.....	33
8.2.1 Further enhanced MTC for LTE	33
8.3 GPRS/GERAN enhancements for MTC	35
8.3.1 New band support for Rel-14 Narrowband Internet of Things (NB-IOT)	35
8.3.2 Enhancements of NB-IoT	35
8.3.3 Non-IP for Cellular Internet of Things (CIoT) for 2G/3G-GPRS(EC-EGPRS)	38
8.3.4 Radio Interface Enhancements for Extended Coverage GSM for support of Cellular Internet of Things	38
8.3.5 Dedicated Core Networks for GERAN.....	40
9 Voice and Multimedia related items	41
9.1 VoLTE related items	41
9.1.1 S8 Home Routing Architecture for VoLTE.....	41
9.1.2 Robust Call Setup for VoLTE subscriber in LTE.....	42
9.1.3 Enhancements to Domain Selection between VoLTE and CDMA CS.....	47
9.2 MBMS improvements	47
9.2.1 MBMS Transport Protocol and APIs.....	47
9.2.2 eMBMS enhancements for LTE	49

9.3	IMS related items	49
9.3.1	Evolution to and Interworking with eCall in IMS	49
9.3.2	Password-based service activation for IMS Multimedia Telephony service	50
9.3.3	Media Handling Extensions of IMS-based Telepresence	51
9.3.4	SIP Reason header extension	51
9.3.5	Diameter Load Control Mechanism	51
9.3.6	Diameter Base Protocol Specification Update	52
9.3.7	Determination of Completeness of Charging Information in IMS	53
9.3.8	SCC AS Restoration	53
9.4	Other Voice and Multimedia related items	54
9.4.1	Multimedia Priority Service Modifications	54
9.4.2	Enhancements to Multi-stream Multiparty Conferencing Media Handling	55
9.4.3	Enhancement for TV service	56
9.4.4	Improved Streaming QoE Reporting in 3GPP (IQoE)	57
9.4.4a	Quality of Experience (QoE) Measurement Collection for streaming services in UTRAN	57
9.4.5	Development of super-wideband and fullband P.835	58
10	Location and positioning related items	59
10.1	Enhancements to User Location Reporting Support	59
10.2	Enhancing Location Capabilities for Indoor and Outdoor Emergency Communications	60
10.3	Further Indoor Positioning Enhancements for UTRA and LTE	60
10.4	Improvements of awareness of user location change	61
11	Radio improvements	63
11.1	WLAN and unlicensed spectrum related items	63
11.1.1	EIR check for WLAN access to EPC	63
11.1.2	Support of EAP Re-authentication Protocol for WLAN Interworking	63
11.1.3	Phase 2 of the Support of Emergency services over WLAN	64
11.1.4	T-ADS supporting WLAN Access	65
11.1.5	Enhanced LTE-WLAN Aggregation (LWA)	65
11.1.6	Enhanced LTE WLAN Radio Level Integration with IPsec Tunnel (eLWIP)	66
11.2	GERAN and GPRS related items	67
11.2.1	Positioning Enhancements for GERAN	67
11.2.2	New GPRS algorithms for EASE	68
11.2.3	Positioning Enhancements for GERAN	69
11.2.4	Other GERAN items	69
11.3	UMTS related items	69
11.3.1	RRC optimization for UMTS	69
11.3.2	Multi-Carrier Enhancements for UMTS	69
11.3.3	DTX/DRX enhancements in CELL_FACH	70
11.4	LTE related items	71
11.4.1	LTE radio improvements	71
11.4.1.1	Radiated performance requirements for the verification of multi-antenna reception of UEs in LTE	71
11.4.1.2	Enhancements on Full-Dimension (FD) MIMO for LTE	72
11.4.1.3	Further mobility enhancements in LTE	73
11.4.1.4	Uplink Capacity Enhancements for LTE	74
11.4.1.5	L2 latency reduction techniques for LTE	74
11.4.1.6	SRS (sounding reference signal) switching between LTE component carriers	75
11.4.1.7	Downlink Multiuser Superposition Transmission for LTE	77
11.4.1.8	Flexible eNB-ID and Cell-ID in E-UTRAN	78
11.4.1.9	Four receiver (4Rx) antenna ports with Carrier Aggregation (CA) for LTE downlink (DL)	79
11.4.1.10	Requirements for a new UE category with single receiver based on Category 1 for LTE	79
11.4.1.11	Enhanced LAA for LTE	80
11.4.1.12	Performance enhancements for high speed scenario in LTE	81
11.4.1.13	LTE Measurement Gap Enhancement	82
11.4.2	LTE bands related items	83
11.4.2.1	Multi-Band Base Station testing with three or more bands	83
12	System improvements	84
12.1	Control and User Plane Separation of EPC nodes	84
12.2	Paging Policy Enhancements and Procedure	85
12.3	Shared Subscription Data Update	86

12.4	Service Domain Centralization.....	86
12.5	Control of Applications when Third party Servers encounter difficulties.....	87
12.6	PS Data Off Services.....	87
12.7	Enhancement to Flexible Mobile Service Steering.....	88
12.8	Sponsored data connectivity improvements.....	89
12.9	Group based enhancements in the network capability exposure functions.....	90
12.10	Improved operator control using new UE configuration parameters.....	91
12.11	Charging and OAM stand alone improvements.....	91
12.11.1	OAM14 Rel-14 Operations, Administration, Maintenance and Provisioning (OAM&P).....	91
12.11.2	Filtering of PM measurements and data volume.....	93
12.11.3	OAM support for Licensed Shared Access (LSA).....	93
12.11.4	Rel-14 Charging.....	94
12.12	Extension of UE Delay test methods and requirements.....	95
12.13	Security Assurance Specification for 3GPP network products.....	95
13	Rel-14 Work Items not subject to summaries.....	96
13.1	Introduction.....	96
13.2	Rel-14 Work Items without summary.....	96
13.2.1	Addition of band 25 and 26 to LTE MTC cat.0.....	96
13.2.2	Addition of bands 25 and 40 to LTE MTC cat.1.....	97
13.2.3	UE Conformance Test Aspects – IMS for Converged IP Communications.....	97
13.2.4	Citizens Broadband Radio Service (CBRS) 3.5GHz band for LTE in the United States.....	97
13.2.5	LTE UE Total Radiated Power (TRP) and Total Radiated Sensitivity (TRS) and UTRA Hand Phantom related UE TRP and TRS Requirements.....	97
13.2.6	AWS-3/4 Band for LTE.....	97
13.2.7	LTE FDD in the Bands 1980-2010 MHz and 2170-2200MHz for Region 3.....	98
13.2.8	Addition of 1.4 and 3 MHz Channel Bandwidth to E-UTRA operating band 65 for CGC (Complementary Ground Component) operations in Region 1.....	98
13.2.9	LTE 2.6 GHz FDD Supplemental DL band (2570-2620 MHz) and LTE Carrier Aggregation (2DL/1UL) with Band 3 for region 1.....	98
13.2.10	LTE Band 41 UE power class 2 operation.....	98
13.2.10	Introduction of new band support for 4Rx antenna ports for LTE.....	98
13.2.11	LTE Carrier Aggregation.....	99
13.2.12.1	Rel-14 LTE Carrier Aggregation.....	99
13.2.12.2	Rel-14 LTE Advanced inter-band Carrier Aggregation.....	99
13.2.12	Stage-3 SAE Protocol Development – Phase 5.....	100
13.2.13	AT Commands for CIoT.....	100
13.2.14	Protocol enhancements for MCPTT over LTE.....	101
13.2.15	IMS Signalling Activated Trace.....	101
13.2.16	Lawful Interception Rel-14.....	101
13.2.17	User Controlled Spoofed Call Treatment.....	101
13.2.18	IMS Stage-3 IETF Protocol Alignment.....	101
Annex A:	Change history.....	102
History.....		103

Foreword

This Technical Report has been produced by the 3rd Generation Partnership Project (3GPP).

The contents of the present document are subject to continuing work within the TSG and may change following formal TSG approval. Should the TSG modify the contents of the present document, it will be re-released by the TSG with an identifying change of release date and an increase in version number as follows:

Version x.y.z

where:

- x the first digit:
 - 1 presented to TSG for information;
 - 2 presented to TSG for approval;
 - 3 or greater indicates TSG approved document under change control.
- y the second digit is incremented for all changes of substance, i.e. technical enhancements, corrections, updates, etc.
- z the third digit is incremented when editorial only changes have been incorporated in the document.

Introduction

The present document provides a summary of the Release 14 Features and other significant Work Items for which a summary has been agreed to be provided.

There is one clause per Feature. Each clause begins with a table providing references that can be used to get further information, as described in clause 4. This table is then followed by a summary of what the feature does and how it does it.

The summaries are based inputs from the Rapporteur, provided as tdoc number to the plenary. The tdoc number where the original version of the summary can be found is provided in the first sentence of each clause.

1 Scope

The present document provides a summary of each Feature or, whenever needed, of each significant Work Item, introduced in Release 14.

The information provided in the present document is limited to an overview of each feature, explaining, in about a page, its purpose and the main lines of its behaviour.

The next step to retrieve more information on a given feature is to consult the 3GPP Ultimate web site, as explained in Clause 4.

This document presents the "initial state" of the Features introduced in Release 14, i.e. as they are by the time of publication of this document. It is however important to note that each Feature is subject to be later modified or enhanced, over several years, by the means of Change Requests (CRs) associated to the Feature or to "TEI" (Technical Enhancements and Improvements). It is therefore recommended to retrieve all the CRs which relate to the given Feature, as explained in Clause 4, to further outline a feature at a given time.

2 References

The following documents contain provisions which, through reference in this text, constitute provisions of the present document.

- References are either specific (identified by date of publication, edition number, version number, etc.) or non-specific.
- For a specific reference, subsequent revisions do not apply.
- For a non-specific reference, the latest version applies. In the case of a reference to a 3GPP document (including a GSM document), a non-specific reference implicitly refers to the latest version of that document *in the same Release as the present document*.

[1] 3GPP TR 21.905: "Vocabulary for 3GPP Specifications".

Note: Due to the specificity of the present document, consisting in a collection of independent summaries, the references are given at the end of each clause rather than in this clause.

3 Definitions, symbols and abbreviations

3.1 Definitions

For the purposes of the present document, the terms and definitions given in 3GPP TR 21.905 [1] and the following apply. A term defined in the present document takes precedence over the definition of the same term, if any, in 3GPP TR 21.905 [1].

3.2 Abbreviations

For the purposes of the present document, the abbreviations given in 3GPP TR 21.905 [1] and the following apply. An abbreviation defined in the present document takes precedence over the definition of the same abbreviation, if any, in 3GPP TR 21.905 [1]. Abbreviations specific to a given clause are provided in the clause they appear.

Rel 3GPP Release

4 Process to get further information

4.1 Introduction

Since the present document is limited to provide an overview of each Feature, this chapter explains how to get additional information, in particular how to retrieve all the Specifications (TSs) and Reports (TRs) as well as all the CRs which relate to a given Work Item.

The Unique Identifier (UID) is the key to get additional information on a given Work Item. It can be found in the table located just below the clause's header. The table has the following format:

Table 4.1-1: table format

Unique Identifier (UID)	Name	Acronym	Outline Level (1=Feature, 2=Building Block, 3=Work Task)	Responsible Working Group	Work Item Description
-------------------------	------	---------	---	---------------------------	-----------------------

For readability reasons, the table headers are omitted in the continuation of the present document.

For instance, for the "Mission Critical Push to Talk over LTE Realignment", the table has to be understood as:

Table 4.1-2: Example of table at the introduction of each Feature

Unique Identifier (UID)	Name	Acronym	Outline Level	Responsible Working Group	Work Item Description
700029	Mission Critical Push to Talk over LTE Realignment	MCImp-MCPTTR	2	S1	SP-150821

Thus, the UID for this Work Item is 700029.

Two methods are now possible to retrieve more information on a given feature: the "Step by step method" and the "Direct method". The "direct method" is faster but implies to know the hierarchical structure of the Work Items. The "step by step method" is slower but is easier to use, in particular when the hierarchical structure is unknown.

For instance, for retrieving all the CRs that relate to "Enhancements for Mission Critical Push To Talk", the search has to be done on UID 740022 but also potentially on its children Work Items (UID 720056, 740023 and 740024).

Table 4.1-3: Example of a hierarchical structure and its consequences on the search procedure

740022	Enhancements for Mission Critical Push To Talk	MCImp-eMCPTT		SP-160490
720056	Stage 2 of Enhancements for Mission Critical Push To Talk	MCImp-eMCPTT	S6	SP-160490
740023	Stage 3 of Enhancements for Mission Critical Push To Talk	MCImp-eMCPTT-CT	CT	CP-160824
740024	CT1 aspects of Enhancements for Mission Critical Push To Talk	MCImp-eMCPTT-CT	C1	CP-160824

These two methods are described in the following clauses.

4.2 Direct method

The links below lead to the pages containing respectively all the Specifications and all the Change Requests (CRs) linked to a given Feature:

[https://portal.3gpp.org/Specifications.aspx?q=1&WiUid=\[UID\]](https://portal.3gpp.org/Specifications.aspx?q=1&WiUid=[UID])

[https://portal.3gpp.org/ChangeRequests.aspx?q=1&workitem=\[UID\]](https://portal.3gpp.org/ChangeRequests.aspx?q=1&workitem=[UID])

where "[UID]" has to be replaced by the UID value.

Using the example provided in the table 4.1-3, the specification linked to "Stage 2 of Enhancements for Mission Critical Push To Talk" can be found in:

<https://portal.3gpp.org/Specifications.aspx?q=1&WiUid=720056>

And all the related Change Requests are listed in:

<https://portal.3gpp.org/ChangeRequests.aspx?q=1&workitem=720056>

4.3 Step by step method

This method is to be used when the hierarchical structure is not known or when the "direct method" above does not show the expected results.

In this case, the 3GPP Ultimate web site has to be used:

<https://portal.3gpp.org>

As a preliminary step, it is essential that the "Customized Selection" is set to "All TSGs" (otherwise, a filter would be applied).

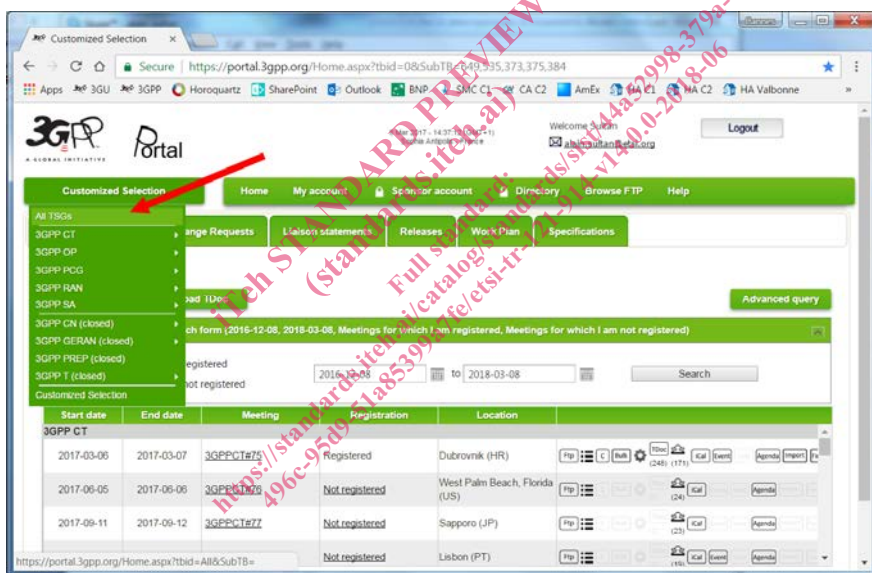


Figure 4.3-1: Selecting "All TSGs" in "Customized Selection" as to remove any potential filter on the Search

Then select the "Work Plan" tab (upper red arrow in the figure below).

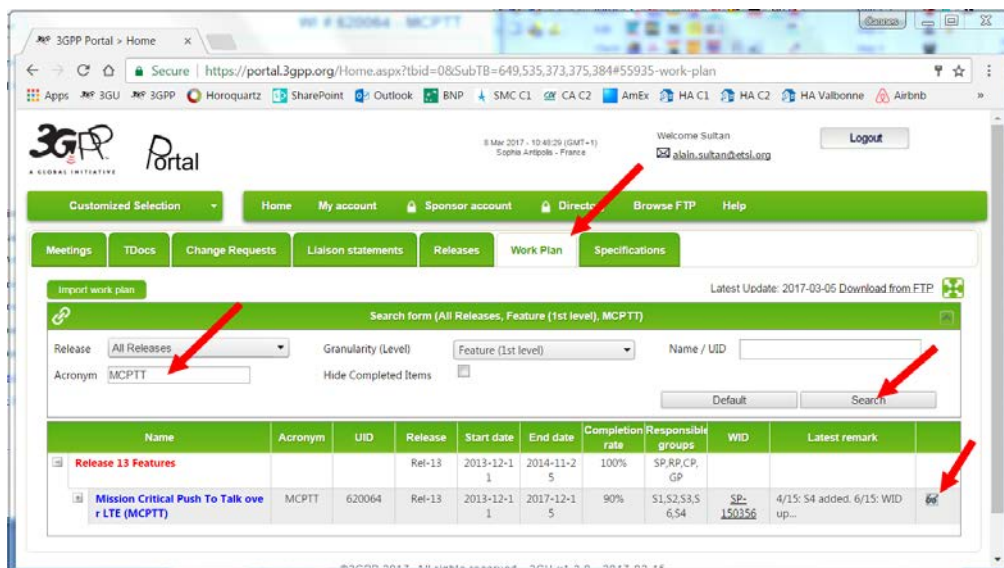


Figure 4.3-2: Using the 3GU Portal to retrieve more information on a given Feature

Then the search might be performed by either typing the Acronym (as shown by the left red arrow on the figure above, using the example "MCPTT"), or by the name or UID (right box) then by clicking on the "Search" button. Watch the "Granularity (Level)" field, which is a filter to return only the Items which level is specified here.

In the results, the icon depicting some binoculars has to be hit (lower right red arrow on the figure above).

This will lead to the page shown in the figure below:

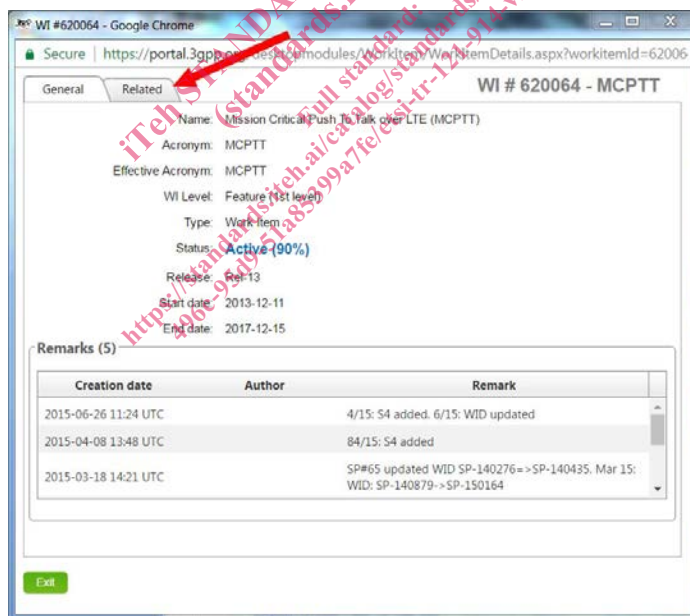


Figure 4.3-3: Window resulting from a "Search"

On this window, the "Related" tab has to be clicked, as pointed by the red arrow in the figure above. This will lead to the window depicted in the figure below.

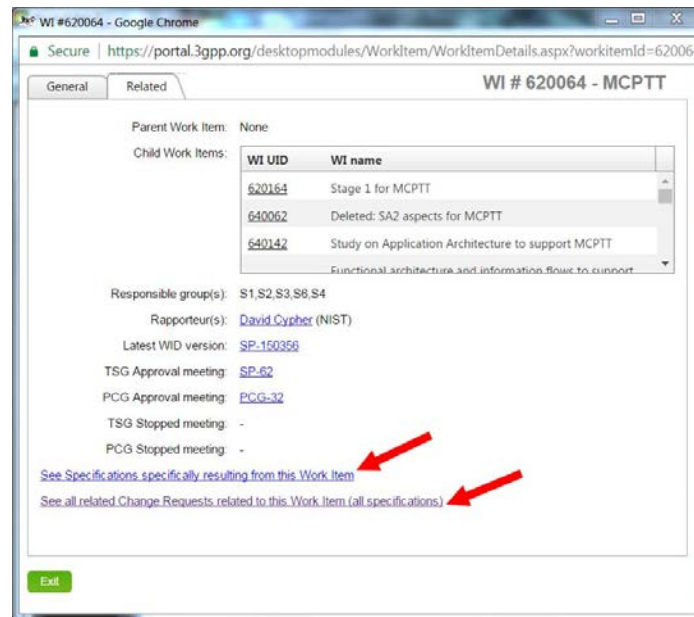


Figure 4.3-4: "Related" tab in a Work Item search, with links to all related Specifications and Change Requests

The two links pointed by the red arrows in the figure above lead to the pages containing respectively all the Specifications and all the Change Requests (CRs) linked to this Feature.

5 Rel-14 Executive Summary

Release 14 focuses on the following Features:

- Improvements of the Mission Critical (MC) aspects, in particular by introducing Video and Data MC services.
- Introducing Vehicle-to-Everything (V2X) communications, in particular Vehicle-to-Vehicle (V2V).
- Improvements of the Cellular Internet of Things (CIoT) aspects, with 2G, 3G and 4G support of Machine-Type of Communications (MTC).
- Improvements of the radio interface, in particular by enhancing the aspects related to coordination with WLAN and unlicensed spectrum.
- A set of uncorrelated improvements, e.g. on Voice over LTE (VoLTE), IMS, Location reporting.

The continuation of the present document provides an exhaustive view of all the items specified in Release 14 by 3GPP.

6 Mission Critical related items

6.1 Mission Critical Improvements general aspects

700027	Mission Critical Improvements	MCImp
--------	-------------------------------	-------

This is an "umbrella" Feature, which is a mere grouping of all its constituent Building Blocks, described in the following clauses.

For readability purposes, the two following clauses on Re-organizing the MCPTT Stage 1 and Stage 2 documents are presented here although they were actually developed under the respective Work Items "Mission Critical Push to Talk over LTE Realignment" (described in 6.2) and Common functional architecture to support mission critical services (described in 6.6).

6.1.1 Re-organizing the MCPTT Stage 1 documents

In Release 13, there was a single Stage 1 Technical Specification related to MCPTT, i.e. TS 22.179 ("Mission Critical Push to Talk (MCPTT) over LTE; Stage 1").

In Release 14, three new TSs were introduced to cover dedicated MCPTT topics: TS 22.281 for MCPTT Video (MCVideo); TS 22.282 for MCPTT Data (MCDData), and TS 22.280 ("Mission Critical Services Common Requirements").

The text in TS 22.179 Rel-13 was "redistributed", and some new text was added, to 22.179 Rel-14 and to the newly created 22.280, 22.281 and 22.282 as follows:

- requirements specific to MCPTT Video were moved to TS 22.281.
- requirements specific to MCPTT Data were moved to TS 22.282.
- requirements specific to MCPTT "basic service" (i.e. Voice) remained to the Rel-14 version of TS 22.179.
- requirements common to different mission critical services were moved to TS 22.280.

Each requirement that was moved out of 22.179 Rel-13 was voided in the Rel-14 version of TS 22.179 (also known as "the realignment version"), with an informative annex created at the end TS 22.179 Rel-14 documenting the location of the originating TS 22.179 requirement in the other TSs.

6.1.2 Re-organizing the MCPTT Stage 2 documents

As seen in clause above, in Release 14, the stage 1 MCPTT documentation is arranged to be: stage 1 requirements are specified for MCVideo in TS 22.281, for MCDData in TS 22.282, for MC common requirements in TS 22.280 and for some enhancements to MCPTT in TS 22.179.

Similarly, for Stage 2, and as part of the work for the MCImp-MC_ARCH work item, the following structure of Stage 2 documentation was adopted:

- 1) The common functional architecture to support mission critical services including the common services for identity management, configuration management, key management and group management are specified in TS 23.280;
- 2) The MCPTT service architecture is based on the common functional architecture and is specified in TS 23.379;
- 3) The MCVideo service architecture is based on the common functional architecture and is specified in TS 23.281; and
- 4) The MCDData service architecture is based on the common functional architecture and is specified in TS 23.282.

It can be noted that, contrarily to Stage 1, where a same TS number (i.e. TS 22.179) was reused between Rel-13 and Rel-14 to handle the basic -voice only- MCPTT service, the Stage 2 documentation took a different approach: the MCPTT functional architecture and information flows are covered in TS 23.179 for Rel-13 and, from Release 14 onwards, a new Specification was created, namely TS 23.379.