

INTERNATIONAL STANDARD

Information technology – Fibre channel –
Part 243: Fibre channel backbone-3 (FC-BB-3)
IT-1 STANDARD PREVIEW
(standards.iteh.ai)

[ISO/IEC 14165-243:2012](https://standards.iteh.ai/catalog/standards/sist/dca39b7e-c996-4adc-a2a2-96472f4fa0cd/iso-iec-14165-243-2012)

<https://standards.iteh.ai/catalog/standards/sist/dca39b7e-c996-4adc-a2a2-96472f4fa0cd/iso-iec-14165-243-2012>



THIS PUBLICATION IS COPYRIGHT PROTECTED
Copyright © 2012 ISO/IEC, Geneva, Switzerland

All rights reserved. Unless otherwise specified, no part of this publication may be reproduced or utilized in any form or by any means, electronic or mechanical, including photocopying and microfilm, without permission in writing from either IEC or IEC's member National Committee in the country of the requester.
If you have any questions about ISO/IEC copyright or have an enquiry about obtaining additional rights to this publication, please contact the address below or your local IEC member National Committee for further information.

IEC Central Office
3, rue de Varembe
CH-1211 Geneva 20
Switzerland

Tel.: +41 22 919 02 11
Fax: +41 22 919 03 00
info@iec.ch
www.iec.ch

About the IEC

The International Electrotechnical Commission (IEC) is the leading global organization that prepares and publishes International Standards for all electrical, electronic and related technologies.

About IEC publications

The technical content of IEC publications is kept under constant review by the IEC. Please make sure that you have the latest edition, a corrigenda or an amendment might have been published.

Useful links:

IEC publications search - www.iec.ch/searchpub

The advanced search enables you to find IEC publications by a variety of criteria (reference number, text, technical committee,...).

It also gives information on projects, replaced and withdrawn publications.

IEC Just Published - webstore.iec.ch/justpublished

Stay up to date on all new IEC publications. Just Published details all new publications released. Available on-line and also once a month by email.

Electropedia - www.electropedia.org

The world's leading online dictionary of electronic and electrical terms containing more than 30 000 terms and definitions in English and French, with equivalent terms in additional languages. Also known as the International Electrotechnical Vocabulary (IEV) on-line.

Customer Service Centre - webstore.iec.ch/csc

If you wish to give us your feedback on this publication or need further assistance, please contact the Customer Service Centre: csc@iec.ch.

<https://standards.iteh.ai/catalog/standards/sist/dca39b7e-c996-4adc-a2a2-96472f4a0cd/iso-iec-14165-243-2012>



ISO/IEC 14165-243

Edition 1.0 2012-12

INTERNATIONAL STANDARD

Information technology – Fibre channel –
Part 243: Fibre channel backbone-3 (FC-BB-3)

STANDARD PREVIEW
(standards.iteh.ai)

[ISO/IEC 14165-243:2012](https://standards.iteh.ai/catalog/standards/sist/dca39b7e-c996-4adc-a2a2-96472f4fa0cd/iso-iec-14165-243-2012)

<https://standards.iteh.ai/catalog/standards/sist/dca39b7e-c996-4adc-a2a2-96472f4fa0cd/iso-iec-14165-243-2012>

INTERNATIONAL
ELECTROTECHNICAL
COMMISSION

PRICE CODE

XB

ICS 35.200

ISBN 978-2-83220-542-6

Warning! Make sure that you obtained this publication from an authorized distributor.

CONTENTS

FOREWORD	7
INTRODUCTION	8
1 Scope	9
2 Normative references	12
3 Terms, definitions and conventions	14
3.1 Terms and definitions	14
3.2 FC-BB-3_ATM definitions	17
3.3 FC-BB-3_SONET definitions	19
3.4 FC-BB-3_IP definitions	22
3.5 FC-BB-3_GFPT definitions	24
3.6 Editorial conventions	26
3.7 List of commonly used acronyms and abbreviations	27
3.7.1 General	27
3.7.2 FC-BB-3_ATM	28
3.7.3 FC-BB-3_SONET	28
3.7.4 FC-BB-3_IP	28
3.7.5 FC-BB-3_GFPT	28
3.8 Symbols	29
3.9 Keywords	29
4 FC-BB-3 structure and concepts	31
4.1 FC-BB-3 backbone mappings	31
4.2 FC-BB-3 reference models	31
4.3 FC-BB-3 models overview	33
4.3.1 FC-BB-3_ATM	33
4.3.2 FC-BB-3_SONET	34
4.3.3 FC-BB-3_IP	34
4.3.4 FC-BB-3_GFPT	34
4.4 FC-BB-3 requirements	35
4.4.1 Fibre Channel Class support	35
4.4.2 Payload transparency	35
4.4.3 Latency delay and timeout value	35
4.4.4 QoS and bandwidth	36
4.4.5 In-order delivery	36
4.4.6 Flow control	36
4.5 FC-BB-3 SW_ILS codes	36
5 FC-BB-3_ATM and FC-BB-3_SONET Messages and Formats	38
5.1 General	38
5.2 LLC/SNAP header format	38
5.3 BBW_Header format	38
5.4 BBW message payload format for SFC	39
5.5 BBW message payload format for SR	40
5.5.1 General	40
5.5.2 SR_Header formats	40
5.5.3 SR_BBW messages	41
5.5.4 Format field parameters	42
5.5.5 SR commands and responses	43
5.5.6 Exception condition reporting and recovery	47
6 SR and SFC Protocol Procedures	49
6.1 Applicability	49
6.2 SR protocol overview	49

ITeH STANDARD PREVIEW

(standards.iteh.ai)

[ISO/IEC 14165-243:2012](https://standards.iteh.ai/catalog/standards/sist/dca39b7e-c996-4adc-a2a2-964724fa0cd/iso-iec-14165-243-2012)

[https://standards.iteh.ai/catalog/standards/sist/dca39b7e-c996-4adc-a2a2-](https://standards.iteh.ai/catalog/standards/sist/dca39b7e-c996-4adc-a2a2-964724fa0cd/iso-iec-14165-243-2012)

[964724fa0cd/iso-iec-14165-243-2012](https://standards.iteh.ai/catalog/standards/sist/dca39b7e-c996-4adc-a2a2-964724fa0cd/iso-iec-14165-243-2012)

6.3 Description of the SR procedure	50
6.3.1 SR mode of operation	50
6.3.2 SR procedure for addressing	50
6.3.3 SR procedure for the use of the P/F bit	50
6.3.4 SR procedure for data link set-up and disconnection	50
6.3.5 Procedures for information transfer using multi-selective reject	52
6.3.6 SR conditions for data link resetting or data link re-initialization	56
6.3.7 SR procedures for data link resetting	57
6.3.8 List of SR system parameters	58
6.4 Simple Flow Control (SFC)	59
7 FC-BB-3_ATM Structure and Concepts	60
7.1 Applicability	60
7.2 FC-BB-3_ATM overview	60
7.3 FC-BB-3_ATM B_Access functional model	61
7.3.1 Protocol layers	61
7.3.2 B_Port FC interface	61
7.3.3 ATM network interface	61
7.3.4 FC-BB-3_ATM protocol interface	62
7.3.5 B_Access Virtual ISL exchanges – Exchange B_Access Parameters (EBP) SW_ILS	67
7.3.6 B_Access initialization state machine	69
7.4 FC-BB-3_ATM network topologies	72
7.5 Mapping and message encapsulation using AAL5	73
7.5.1 Overview	73
7.5.2 Mapping BBW messages to AAL5	73
7.6 FC-BB-3_ATM service considerations	76
7.6.1 ATM service type	76
7.6.2 Latency delay and timeout value	77
7.6.3 Bandwidth sharing and allocation	77
7.6.4 Quality of Service (QoS)	77
7.6.5 Delivery Order	78
7.6.6 Loss and Flow Control	78
8 FC-BB-3_SONET Structure and Concepts	79
8.1 Applicability and related clauses	79
8.2 FC-BB-3_SONET overview	79
8.3 FC-BB-3_SONET functional model	80
8.3.1 Fibre Channel network interface	80
8.3.2 SONET network interface	81
8.3.3 Mapping and encapsulation	82
8.3.4 FC-BB-3_SONET forwarding	82
8.3.5 Call handling	82
8.3.6 Frame handling	82
8.4 Mapping and Message encapsulation using HDLC-like framing	82
8.4.1 Overview	82
8.4.2 Mapping of BBW messages to HDLC format	82
8.4.3 Mapping HDLC frames to SONET/SDH	84
8.5 FC-BB-3_SONET service considerations	87
8.5.1 Latency delay and timeout value	87
8.5.2 Delivery order	88
8.5.3 Loss and flow control	88
9 FC-BB-3_IP Structure and Concepts	89
9.1 Applicability	89
9.2 FC-BB-3_IP overview	89
9.3 VE_Port functional model	90
9.3.1 FC-BB-3_IP interface protocol layers	90
9.3.2 E_Port/F_Port FC interface	90

9.3.3 FC Switching Element (SE) with FC routing	90
9.3.4 FC-BB-3_IP protocol interface	90
9.3.5 IP network interface	96
9.4 B_Access functional model	96
9.4.1 FC-BB-3_IP interface protocol layers	96
9.4.2 B_Port FC interface	96
9.4.3 FC-BB-3_IP protocol interface	97
9.4.4 IP Network Interface	102
9.5 FC-BB-3_IP Network Topologies	102
9.6 Mapping and message encapsulation using TCP/IP	103
9.6.1 Encapsulated frame structures	103
9.6.2 TCP/IP encapsulation	106
9.7 FC-BB-3_IP Protocol Procedures	106
9.7.1 Overview	106
9.7.2 Procedures for platform management	106
9.7.3 Procedures for connection management	108
9.7.4 Procedures for error detection recovery	110
9.7.5 FC-BB-3_IP system parameters	111
9.8 FC-BB-3_IP service considerations	111
9.8.1 Latency delay	111
9.8.2 Throughput	111
9.8.3 Reliability	112
9.8.4 Quality of Service (QoS)	113
9.8.5 Delivery order	113
9.8.6 IP multicast and broadcast	114
9.8.7 Security and authentication	114
10 FC-BB-3_GFPT Structure and Concepts	115
10.1 Applicability	115
10.2 FC-BB-3_GFPT overview	115
10.3 FC-BB-3_GFPT functional model	116
10.3.1 FC-BB-3_GFPT initialization	116
10.3.2 FC-BB-3_GFPT initialization state machine	116
10.3.3 Login Exchange Monitors	120
10.3.4 Port initialization parameter observation and modification	123
10.3.5 Handling of BB_SCs, BB_SCr, and R_RDY Primitive Signals and BB_Credit initialization	123
10.3.6 FC-BB-3_GFPT flow control and WAN Primitive Signals	124
10.3.7 Overview	124
10.3.8 Adaptation of FC information for GFPT transport in FC-BB-3_GFPT	126
10.3.9 WAN Holdoff Timeout Value (WAN_HOLDOFF_TOV)	127
Annex A (normative) – Encoded SOF and EOF Ordered Sets	128
Annex B (informative) – ATM Traffic Management and Signaling	131
Annex C (informative) – SR Protocol Parameter Guidelines and State Diagram	141
Annex D (informative) – FC-BB-3_GFPT interoperability guidelines and GFPT-specific interoperability guidelines	144
BIBLIOGRAPHY	145

STANDARD PREVIEW
(standards.iteh.ai)

<https://standards.iteh.ai/catalog/standards/sist/dca39b7e-c996-4adc-a2a2-96472f4fa0cd/iso-iec-14165-243-2012>
ISO/IEC 14165-243:2012

Figure 1 – Scope and components of FC-BB-3_ATM/SONET models	10
Figure 2 – Scope and components of FC-BB-3_IP model	10
Figure 3 – Scope and components of FC-BB-3_GFPT model	11
Figure 4 – FC-BB-3_ATM reference model	32
Figure 5 – FC-BB-3_SONET reference model	32
Figure 6 – FC-BB-3_IP reference model	33
Figure 7 – FC-BB-3_GFPT reference model	33
Figure 8 – SR flow control protocol between two BBWs	49
Figure 9 – FC-BB-3_ATM network configuration	60
Figure 10 – FC-BB-3_ATM protocol layers	63
Figure 11 – FC-BB-3_ATM B_Access functional model	66
Figure 12 – FCATM_LEP and FCATM_DE	67
Figure 13 – Scope of B_Access Virtual ISL	67
Figure 14 – B_Access initialization state machine	70
Figure 15 – FC-BB-3_ATM network topologies	72
Figure 16 – AAL5 Mapping of a BBW message with SFC	75
Figure 17 – AAL5 Mapping of a BBW message with SR	76
Figure 18 – Recommended ATM bandwidth allocation for multiple VCs	77
Figure 19 – FC-BB-3_SONET network configuration	79
Figure 20 – FC-BB-3_SONET functional block diagram	81
Figure 21 – SONET SPE HDLC mapping example	85
Figure 22 – Path signal label: C2	85
Figure 23 – Encapsulation of BBW message into HDLC frame using SFC	86
Figure 24 – Encapsulation of BBW message into HDLC frame using SR	87
Figure 25 – FC-BB-3_IP network configuration	89
Figure 26 – FC-BB-3_IP VE_Port functional model	91
Figure 27 – FC-BB-3_IP Protocol Layers	92
Figure 28 – Scope of VE_Port Virtual ISL	94
Figure 29 – Security layers	95
Figure 30 – FC-BB-3_IP B_Access functional model	98
Figure 31 – Scope of B_Access Virtual ISL	99
Figure 32 – B_Access initialization state machine	101
Figure 33 – FC-BB-3_IP network topologies	103
Figure 34 – TCP/IP encapsulation of an encapsulated FC frame	106
Figure 35 – FC-BB-3_GFPT protocol levels and layers	115
Figure 36 – FC-BB-3_GFPT initialization state machine	117
Figure 37 – Example port initialization process	124
Figure B.1 – Cell Transfer Delay distribution	133
Figure B.2 – SVC signaling at the UNI and Switched payload	140
Figure C.1 – SR protocol state diagram	142

Table 1 – FC-BB-3 Organization	9
Table 2 – ISO and American Conventions	27
Table 3 – Models and resident FC_Port types	31
Table 4 – FC-BB-3 SW_ILS codes	37
Table 5 – FC-BB-3 ELS codes	37
Table 6 – BBW message structure	38
Table 7 – LLC/SNAP header	38
Table 8 – BBW_Header	38
Table 9 – Flow control protocol type encodings	39
Table 10 – BBW message payload structure for SFC	39
Table 11 – BBW message payload structure for SR	40
Table 12 – SR_Header format	40
Table 13 – SS bits encoding	41
Table 14 – MMMMM bit encoding	41
Table 15 – SR_BBW messages	42
Table 16 – SR_I message format	44
Table 17 – SR_SREJ payload format example	45
Table 18 – SR_FRMR payload format	47
Table 19 – EBP request payload	68
Table 20 – EBP accept payload	69
Table 21 – EBP reject reason code explanation	69
Table 22 – Mapping of BBW messages to AAL5 CPCS	74
Table 23 – ATM VBR-NRT service specification	78
Table 24 – SONET/SDH data rates	81
Table 25 – Mapping of BBW messages to HDLC format	83
Table 26 – FC-BB-3_SONET protocol ptack	85
Table 27 – EBP request payload	99
Table 28 – EBP accept payload	100
Table 29 – EBP reject reason code explanation	100
Table 30 – TCP/IP Segment structure carrying encapsulated FC frame	104
Table 31 – Encapsulated FC frame structure	104
Table 32 – TCP/IP Segment structure carrying encapsulated FSF	105
Table 33 – Encapsulated FSF structure	105
Table 34 – ASF request payload	108
Table 35 – ASF accept response payload	108
Table 36 – FC-BB-3_GFPT initialization state machine keywords	116
Table 37 – Login Exchange Monitor (LEM) state machine	122
Table 38 – Values of FC-BB-3_GFPT ASFC_PAUSE and ASFC_RESUME Primitive Signals	125
Table 39 – Values of FC-BB-3_GFPT PING and PING_ACK Primitive Signals.	126
Table A.1 – Byte-encoded Frame delimiter format	128
Table A.3 – FC-BB-3 SOF Codes	129
Table A.2 – DS-Code Definition	129
Table A.4 – FC-BB-3 EOF Codes	130
Table B.1 – I.356 defined QoS parameters for different Traffic Classes	134
Table B.2 – Service Categories and its Traffic and QoS Attributes	136
Table B.3 – ATM service categories and guarantees	138

**INFORMATION TECHNOLOGY –
FIBRE CHANNEL –
Part 243: Fibre channel backbone-3 (FC-BB-3)**

FOREWORD

- 1) ISO (International Organization for Standardization) and IEC (International Electrotechnical Commission) form the specialized system for worldwide standardization. National bodies that are members of ISO or IEC participate in the development of International Standards. Their preparation is entrusted to technical committees; any ISO and IEC member body interested in the subject dealt with may participate in this preparatory work. International governmental and non-governmental organizations liaising with ISO and IEC also participate in this preparation.
- 2) In the field of information technology, ISO and IEC have established a joint technical committee, ISO/IEC JTC 1. Draft International Standards adopted by the joint technical committee are circulated to national bodies for voting. Publication as an International Standard requires approval by at least 75 % of the national bodies casting a vote.
- 3) The formal decisions or agreements of IEC and ISO on technical matters express, as nearly as possible, an international consensus of opinion on the relevant subjects since each technical committee has representation from all interested IEC and ISO member bodies.
- 4) IEC, ISO and ISO/IEC publications have the form of recommendations for international use and are accepted by IEC and ISO member bodies in that sense. While all reasonable efforts are made to ensure that the technical content of IEC, ISO and ISO/IEC publications is accurate, IEC or ISO cannot be held responsible for the way in which they are used or for any misinterpretation by any end user.
- 5) In order to promote international uniformity, IEC and ISO member bodies undertake to apply IEC, ISO and ISO/IEC publications transparently to the maximum extent possible in their national and regional publications. Any divergence between any ISO/IEC publication and the corresponding national or regional publication should be clearly indicated in the latter.
- 6) ISO and IEC provide no marking procedure to indicate their approval and cannot be rendered responsible for any equipment declared to be in conformity with an ISO/IEC publication.
- 7) All users should ensure that they have the latest edition of this publication.
- 8) No liability shall attach to IEC or ISO or its directors, employees, servants or agents including individual experts and members of their technical committees and IEC or ISO member bodies for any personal injury, property damage or other damage of any nature whatsoever, whether direct or indirect, or for costs (including legal fees) and expenses arising out of the publication of, use of, or reliance upon, this ISO/IEC publication or any other IEC, ISO or ISO/IEC publications.
- 9) Attention is drawn to the normative references cited in this publication. Use of the referenced publications is indispensable for the correct application of this publication.
- 10) Attention is drawn to the possibility that some of the elements of this International Standard may be the subject of patent rights. ISO and IEC shall not be held responsible for identifying any or all such patent rights.

International Standard ISO/IEC 14165-243 was prepared by subcommittee 25: Interconnection of information technology equipment, of ISO/IEC joint technical committee 1: Information technology.

A list of all currently available parts of the ISO/IEC 14165 series, under the general title *Information technology – Fibre channel*, can be found on the IEC web site.

This International Standard has been approved by vote of the member bodies and the voting results may be obtained from the address given on the second title page.

This publication has been drafted in accordance with the ISO/IEC Directives, Part 2.

INTRODUCTION

This International Standard specifies mechanisms that allow extension of Fibre Channel links and/or switched networks across Wide Area Networks. FC-BB-3 defines four distinct Fibre Channel backbone mappings: FC over ATM, FC over SONET, FC over TCP/IP, and FC over GFPT.

iTeh STANDARD PREVIEW (standards.iteh.ai)

[ISO/IEC 14165-243:2012](https://standards.iteh.ai/catalog/standards/sist/dca39b7e-c996-4adc-a2a2-96472f4fa0cd/iso-iec-14165-243-2012)

<https://standards.iteh.ai/catalog/standards/sist/dca39b7e-c996-4adc-a2a2-96472f4fa0cd/iso-iec-14165-243-2012>

INFORMATION TECHNOLOGY – FIBRE CHANNEL – Part 243: Fibre channel backbone-3 (FC-BB-3)

1 Scope

This part of ISO/IEC 14165-243 consists of four distinct Fibre Channel mappings resulting in the following four models:

- FC-BB-3_ATM (FC over ATM backbone network)
- FC-BB-3_SONET (FC over SONET backbone network)
- FC-BB-3_IP (FC over TCP/IP backbone network)
- FC-BB-3_GFPT (FC over SONET/SDH/OTN/PDH backbone network using GFPT adaptation)

Figure 1, figure 2, and figure 3 illustrate the scope and the major components of the FC-BB-3 models and its relationship to the FCIP standard and the ATM Forum/ITU-T standards. Table 1 shows the organization of this standard. FC-BB-3_IP, FC-BB-3_ATM, FC-BB-3_SONET, and FC-BB-3_GFPT do not interoperate in any way and are independent models.

Table 1 – FC-BB-3 Organization

Model type	Applicable Clauses and Annexes
FC-BB-3_ATM, FC-BB-3_SONET, FC-BB-3_IP, FC-BB-3_GFPT	1-4
FC-BB-3_ATM, FC-BB-3_SONET	5, 6
FC-BB-3_ATM	7, Annexes A, B, C
FC-BB-3_SONET	8, Annexes A, C
FC-BB-3_IP	9, Annex A
FC-BB-3_GFPT	10

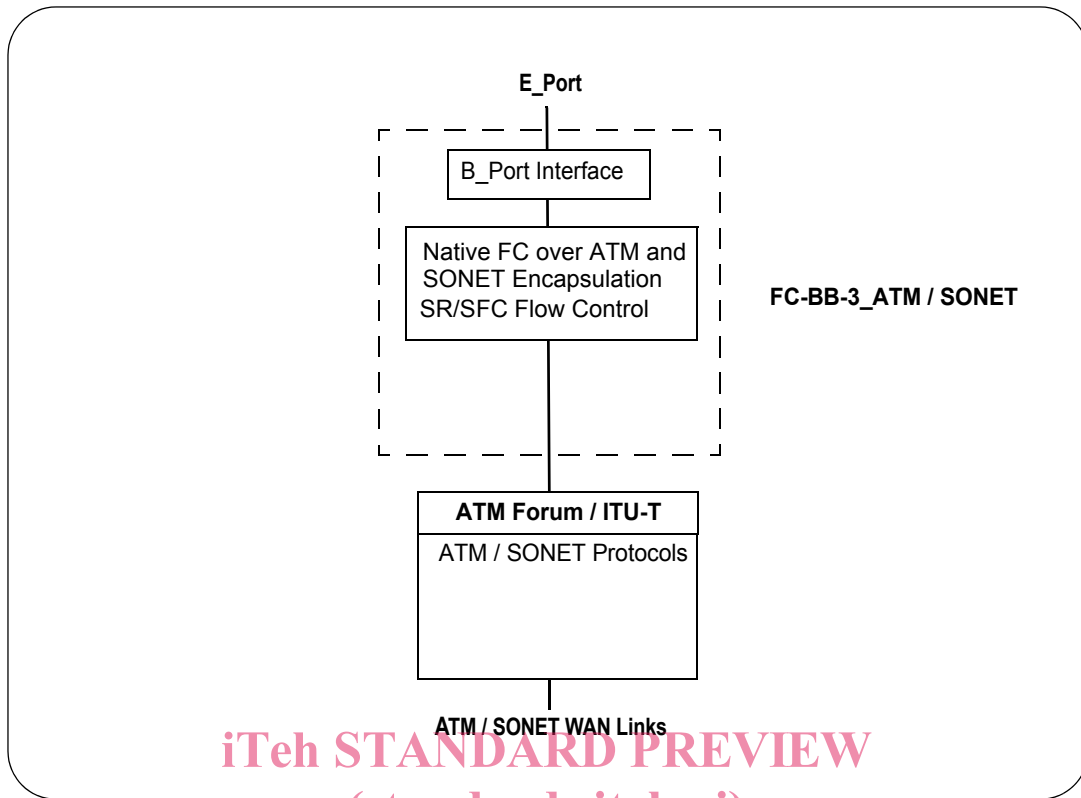


Figure 1 – Scope and components of FC-BB-3_ATM/SONET models

[ISO/IEC 14165-243:2012](https://standards.iteh.ai/catalog/standards/sist/dca39b7e-c996-4adc-a2a2-96472f4fa0cd/iso-iec-14165-243-2012)

<https://standards.iteh.ai/catalog/standards/sist/dca39b7e-c996-4adc-a2a2-96472f4fa0cd/iso-iec-14165-243-2012>

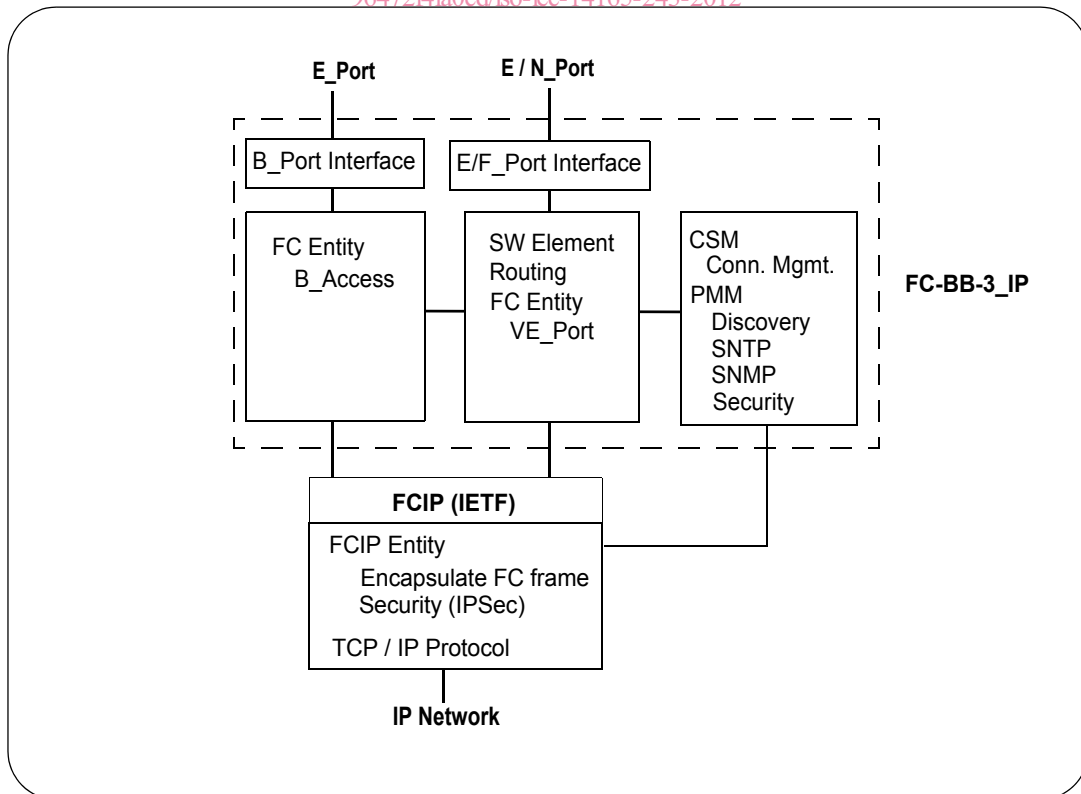


Figure 2 – Scope and components of FC-BB-3_IP model

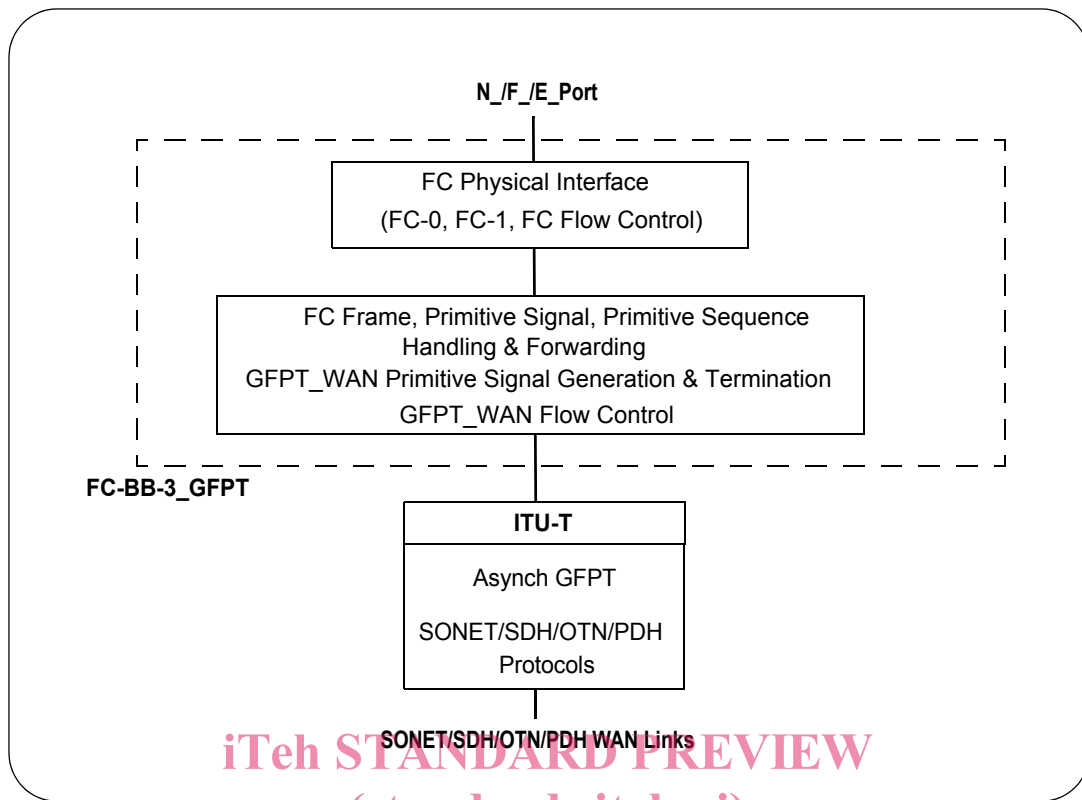


Figure 3 – Scope and components of FC-BB-3_GFPT model

[ISO/IEC 14165-243:2012](https://standards.iteh.ai/catalog/standards/sist/dca39b7e-c996-4adc-a2a2-96472f4fa0cd/iso-iec-14165-243-2012)

<https://standards.iteh.ai/catalog/standards/sist/dca39b7e-c996-4adc-a2a2-96472f4fa0cd/iso-iec-14165-243-2012>

2 Normative references

The following documents, in whole or in part, are normatively referenced in this document and are indispensable for its application. For dated references, only the edition cited applies. For undated references, the latest edition of the referenced document, including any amendments, applies.

ISO/IEC 3309:1993, *Information technology - Telecommunications and information exchange between systems - High-level Data Link Control (HDLC) Procedures - Frame structure* (withdrawn)

ISO/IEC 13239:1997(E), *Information technology - Telecommunications and information exchange between systems - High-level data link control (HDLC) procedures*

INCITS 426-2007, *Information technology - Fibre Channel Security Protocols (FC-SP)*¹
(planned as ISO/IEC 14165-431)

ANSI T1.105-2001, *Synchronous Optical Network (SONET) - Basic Description Including Multiplex Structures, Rates, and Formats*

For electronic copies of references under development by INCITS T11, see www.t11.org

INCITS 418-2006, *Fibre Channel - Switch Fabric - 4 (FC-SW-4)*

INCITS 424-2007, *Fibre Channel - Framing and Signaling -2 (FC-FS-2)*

INCITS 433-2007, *Fibre Channel - Link Services (FC-LS)*

Copies of the following approved ITU-T standards may be obtained through the ITU-T Publications department at <http://www.itu.int>

iTeh STANDARD PREVIEW
(standards.iteh.ai)

ITU-T Rec. I.356 (2000), *B-ISDN ATM layer cell transfer performance*

ITU-T Rec. I.363.5 (1996), *B-ISDN ATM Adaptation Layer specification: Type 5 AAL*

ITU-T X.25-1997, *Interface between Data terminal Equipment (DTE) and Data Circuit-terminating Equipment (DCE) for terminals operating in the packet mode and connected to public data networks by dedicated circuit, X.25-1997*
964724fa0cd/iso-iec-14165-243-2012

ITU-T Q.2931 (1995), *Broadband Integrated Services Digital Network (B-ISDN) Digital Subscriber Signaling System No. 2 (DSS2); User-Network Interface (UNI) Layer 3 Specification for Basic Call/Connection Control*

ITU-T Q.2971 (1995), *Broadband Integrated Services Digital Network (B-ISDN) Digital Subscriber Signaling System No. 2 (DSS2); User-Network Interface (UNI) Layer 3 Specification for Point-to-Multipoint Call/Connection Control*

ITU-T Rec. G.707/Y.1322, *Network/Node Interface for the Synchronous Digital Hierarchy (SDH)*, 2003

ITU-T Rec. G.709/Y.1331, *Interfaces for the Optical Transport Network (OTN)*, 2004

ITU-T Rec. G.7041/Y.1303, (2003), *Generic Framing Procedure (GFP)*

ITU-T Rec. G.7042/Y.1305 (2004), *Link capacity adjustment scheme (LCAS) for virtual concatenated signals*

ITU-T Rec. G.7043/Y.1343 (2004) *Virtual concatenation of PDH signals*

ITU-T Rec. G.783, (2000), *Characteristics of synchronous digital hierarchy (SDH) equipment functional blocks*

ITU-T Rec. G.798, (2002), *Characteristics of optical transport network hierarchy equipment functional blocks*

ITU-T Rec. G.8040/Y.1340, (2003), *GFP Frame Mapping into Plesiochronous Digital Hierarchy (PDH)*

ITU-T Rec. G.806, *Characteristics of Transport Equipment - Description Methodology and Generic Functionality*

Copies of the following approved IETF standards may be obtained through the Internet Engineering Task Force (IETF) at www.ietf.org.

RFC 1619, *PPP over SONET/SDH*, May 1994

1. T11/Project 1570D/Rev. 1.6

RFC 1661, *The Point-to-Point Protocol (PPP)*, July 1994

RFC 1662, *PPP in HDLC-like Framing*, July 1994

RFC 2030, *Simple Network Time Protocol (SNTP) Version 4 for IPv4, IPv6 and OSI*, October 1996

RFC 3643, *Fibre Channel (FC) Frame Encapsulation*, December 2004

RFC 3821, *Fibre Channel Over TCP/IP (FCIP)*, July 2004

RFC 3822, *Finding Fibre Channel over TCP/IP (FCIP) Entities Using Service Location Protocol version 2 (SLPv2)*, July 2004

Copies of the following approved ATM Forum standards may be obtained through the MFA Forum at http://www.mfaforum.org/tech/atm_specs.shtml

ATM Forum (1996), *Traffic Management Specification 4.0*. AF-TM-0056.000

iTeh STANDARD PREVIEW (standards.iteh.ai)

[ISO/IEC 14165-243:2012](https://standards.iteh.ai/catalog/standards/sist/dca39b7e-c996-4adc-a2a2-96472f4fa0cd/iso-iec-14165-243-2012)

<https://standards.iteh.ai/catalog/standards/sist/dca39b7e-c996-4adc-a2a2-96472f4fa0cd/iso-iec-14165-243-2012>