
**Identification cards — Contactless
integrated circuit cards — Proximity
cards —**

**Part 3:
Initialization and anticollision**

iTeh STANDARD PREVIEW
(standards.iteh.ai)

AMENDMENT 1 Electromagnetic
disturbance handling and single-size unique
identifier

[ISO/IEC 14443-3:2011/Amd 1:2011](https://standards.iteh.ai/catalog/standards/sist/3ad8d699-ab47-4171-8623-06e642b5424c/iso-iec-14443-3-2011-amd-1-2011)

[https://standards.iteh.ai/catalog/standards/sist/3ad8d699-ab47-4171-8623-](https://standards.iteh.ai/catalog/standards/sist/3ad8d699-ab47-4171-8623-06e642b5424c/iso-iec-14443-3-2011-amd-1-2011)

*Cartes d'identification — Cartes à circuit(s) intégré(s) sans contact —
Cartes de proximité —*

Partie 3: Initialisation et anticollision

*AMENDEMENT 1: Gestion des perturbations électromagnétiques et
identifiant unique de taille simple*

iTeh STANDARD PREVIEW (standards.iteh.ai)

[ISO/IEC 14443-3:2011/Amd 1:2011](https://standards.iteh.ai/catalog/standards/sist/3ad8d699-ab47-4171-8623-06e642b5424c/iso-iec-14443-3-2011-amd-1-2011)
<https://standards.iteh.ai/catalog/standards/sist/3ad8d699-ab47-4171-8623-06e642b5424c/iso-iec-14443-3-2011-amd-1-2011>



COPYRIGHT PROTECTED DOCUMENT

© ISO/IEC 2011

All rights reserved. Unless otherwise specified, no part of this publication may be reproduced or utilized in any form or by any means, electronic or mechanical, including photocopying and microfilm, without permission in writing from either ISO at the address below or ISO's member body in the country of the requester.

ISO copyright office
Case postale 56 • CH-1211 Geneva 20
Tel. + 41 22 749 01 11
Fax + 41 22 749 09 47
E-mail copyright@iso.org
Web www.iso.org

Published in Switzerland

Foreword

ISO (the International Organization for Standardization) and IEC (the International Electrotechnical Commission) form the specialized system for worldwide standardization. National bodies that are members of ISO or IEC participate in the development of International Standards through technical committees established by the respective organization to deal with particular fields of technical activity. ISO and IEC technical committees collaborate in fields of mutual interest. Other international organizations, governmental and non-governmental, in liaison with ISO and IEC, also take part in the work. In the field of information technology, ISO and IEC have established a joint technical committee, ISO/IEC JTC 1.

International Standards are drafted in accordance with the rules given in the ISO/IEC Directives, Part 2.

The main task of the joint technical committee is to prepare International Standards. Draft International Standards adopted by the joint technical committee are circulated to national bodies for voting. Publication as an International Standard requires approval by at least 75 % of the national bodies casting a vote.

Attention is drawn to the possibility that some of the elements of this document may be the subject of patent rights. ISO and IEC shall not be held responsible for identifying any or all such patent rights.

Amendment 1 to ISO/IEC 14443-3:2011 was prepared by Joint Technical Committee ISO/IEC JTC 1, *Information technology*, Subcommittee SC 17, *Cards and personal identification*.

ISO STANDARD PREVIEW

(standards.iteh.ai)

[ISO/IEC 14443-3:2011/Amd 1:2011](https://standards.iteh.ai/catalog/standards/sist/3ad8d699-ab47-4171-8623-06e642b5424c/iso-iec-14443-3-2011-amd-1-2011)

<https://standards.iteh.ai/catalog/standards/sist/3ad8d699-ab47-4171-8623-06e642b5424c/iso-iec-14443-3-2011-amd-1-2011>

iTeh STANDARD PREVIEW
(standards.iteh.ai)

[ISO/IEC 14443-3:2011/Amd 1:2011](https://standards.iteh.ai/catalog/standards/sist/3ad8d699-ab47-4171-8623-06e642b5424c/iso-iec-14443-3-2011-amd-1-2011)

<https://standards.iteh.ai/catalog/standards/sist/3ad8d699-ab47-4171-8623-06e642b5424c/iso-iec-14443-3-2011-amd-1-2011>

Identification cards — Contactless integrated circuit cards — Proximity cards —

Part 3: Initialization and anticollision

AMENDMENT 1: Electromagnetic disturbance handling and single-size unique identifier

Page 4, Clause 4

Insert the following new symbols between SOF and TR0:

$t_{E,PICC}$ Low EMD time, PICC

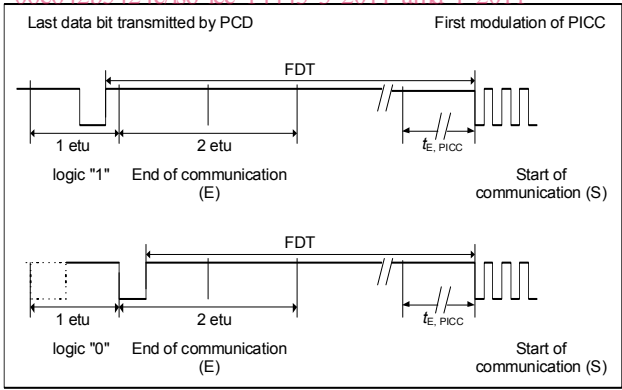
$t_{E,PCD}$ Low EMD time, PCD

STANDARD PREVIEW
(standards.iteh.ai)

Page 7, 6.2.1.1

Replace Figure 1 with the following

ISO/IEC 14443-3:2011/Amd 1:2011
<https://standards.iteh.ai/catalog/standards/sist/3ad8d699-ab47-4171-8623-06e642b5424c/iso-iec-14443-3-2011-amd-1-2011>



NOTE $t_{E,PICC}$ is specified in Clause 8.

Figure 1 — Frame delay time PCD to PICC

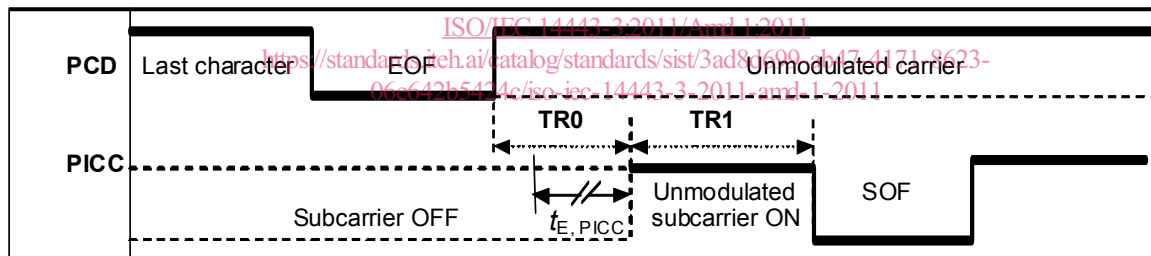
Replace Table 11 with the following:

Table 11 — Single size UIDs

uid0	Description
'08'	uid1 to uid3 is a random number which is dynamically generated
'X0' - 'X7', 'X9' - 'XE', '18', '28', '38', '48', '58', '68', '78', '98', 'A8', 'B8', 'C8', 'D8', 'E8'	Proprietary number
'F8'	RFU
'XF'	Fixed number, non-unique

Replace Figure 17 with the following:

STANDARD PREVIEW
(standards.iteh.ai)



NOTE $t_{E,PICC}$ is specified in Clause 8.

Figure 17 — Timing before the PICC SOF

Insert the following new clause after Figure 32:

8 Electromagnetic disturbance handling

8.1 General

This clause enhances the robustness of the contactless communication between PCD and PICC against PICC generated electromagnetic disturbance (EMD).

While the PCD is waiting for the PICC response, the PICC is processing the requested command. The PICC dynamic current consumption during execution time may cause an arbitrary load (which may not be purely resistive) modulation effect on the magnetic field. In some cases the PCD may misinterpret EMD as data sent by the PICC and this may negatively impact proper reception of the PICC response.

The effect of the EMD on the PCD reception may depend on

- the PICC operation and speed,
- the PCD and PICC antenna geometries and relative distance (coupling factor),
- the sensitivity of PCD receiver channel.

This clause improves the robustness of the contactless communication from PICC to PCD by

- defining EMD handling timing constraints for PICC and for PCD,
- recommending a PCD algorithm for EMD handling.

8.2 EMD handling timing constraints

The low EMD time $t_{E,PICC}$ is the time period before the start of PICC data transmission, when the PICC shall not produce an EMD level higher than the EMD limit as defined in ISO/IEC 14443-2/Amd.1.

This low EMD time $t_{E,PICC}$ has a value of $F - 1024/fc$ with a maximum value of $1408/fc$ where F equals FDT for Type A and TR0 for Type B. The value is $0/fc$ for $TR0 \leq 1024/fc$.

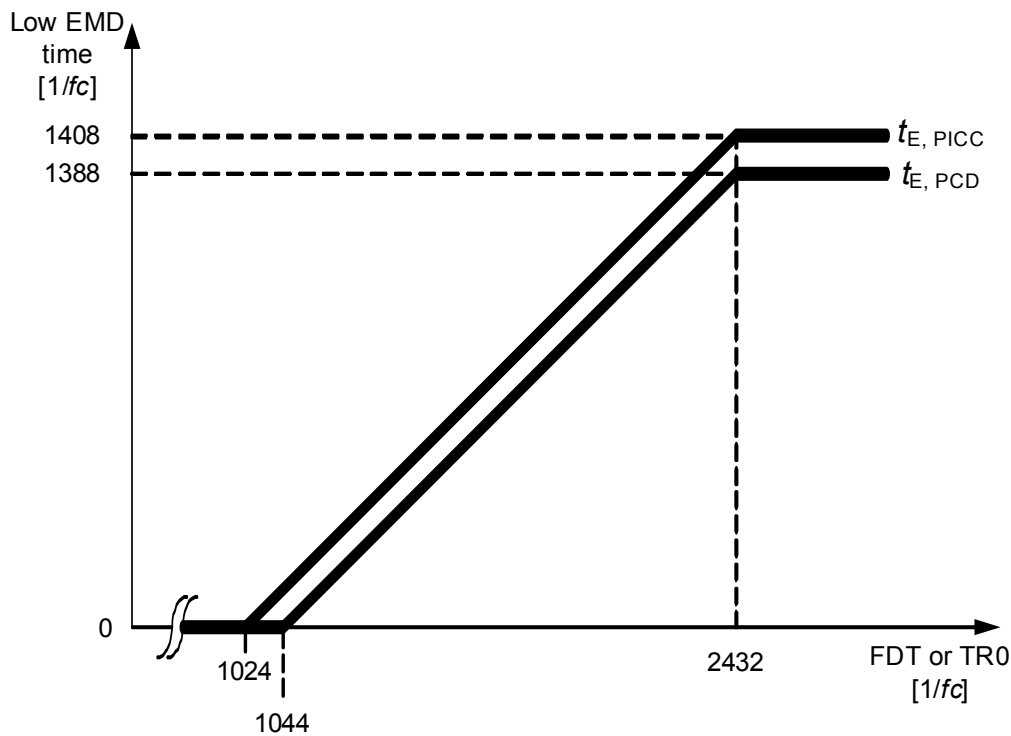
The low EMD time $t_{E,PCD}$ is the time period to allow the PCD to recover from electromagnetic disturbances.

The PCD shall be ready to process a PICC frame no later than $t_{E,PCD}$ after the last time the EMD level was above the EMD limit as defined in ISO/IEC 14443-2/Amd.1.

This low EMD time $t_{E,PCD}$ has a value of $F - 1044/fc$ with a maximum value of $1388/fc$ where F equals FDT for Type A and TR0 for Type B. The value is $0/fc$ for $TR0 \leq 1044/fc$.

NOTE The minimum value of 0 for $t_{E,PICC}$ and $t_{E,PCD}$ may only be reached when the PCD indicates support of a TR0 shorter than the default value (64/fs) (see ISO/IEC 14443-3:2011, 7.10.3.1).

The low EMD time for PCD and PICC are illustrated in Figure 33.



iTeh STANDARD PREVIEW

Figure 33 – Low EMD time
(standards.iteh.ai)

8.3 Recommendations for a PCD EMD handling algorithm

ISO/IEC 14443-3:2011/Amd 1:2011

As it is important for a PCD to distinguish between EMD and frame reception errors, the following PCD recommendations are defined to maximize the EMD rejection while applying error detection and recovery as defined in ISO/IEC 14443-4. They do not apply to anticollision procedure Type A nor when a protocol different from ISO/IEC 14443-4 is used.

When the PCD is ready to start receiving the PICC frame it should continuously check for frame errors (SOF, Start and Stop bits, Parity bits, EOF). As soon as an error occurs:

- if the number of supposed received bytes is less than 3¹⁾, the PCD should consider them as EMD and should restart its reception process;
- else the PCD should continue the reception process then apply the error detection and recovery when the whole frame has been received.

NOTE To avoid unnecessary reception of EMD, PCDs need not be ready to start receiving PICC frames less than 1044/fc after the end of their command frames (unless for Type B when minimum TR0 has been reduced).

1) The condition that invalid packets of lengths less than 3 bytes should be qualified as EMD should be adapted for specific applications. Packet lengths of a few bits up to several bytes may be used as decision criteria to optimize performance.

iTeh STANDARD PREVIEW
(standards.iteh.ai)

ISO/IEC 14443-3:2011/Amd 1:2011

<https://standards.iteh.ai/catalog/standards/sist/3ad8d699-ab47-4171-8623-06e642b5424c/iso-iec-14443-3-2011-amd-1-2011>