

ETSI TS 133 179 V13.8.0 (2019-04)



LTE: Security of Mission Critical Push To Talk (MCPTT) over LTE (3GPP TS 33.179 version 13.8.0 Release 13)

STANDARD PREVIEW
(standards.iteh.ai)
Full standard available at
https://standards.iteh.ai/catalog/standards/sis/8d1410e-07d1-4007-93c6-95fbf66e9ba4/etsi-ts-133-179-v13-8-0-2019-04



Reference

RTS/TSGS-0333179vd80

Keywords

LTE, SECURITY

ETSI

650 Route des Lucioles
F-06921 Sophia Antipolis Cedex - FRANCE

Tel.: +33 4 92 94 42 00 Fax: +33 4 93 65 47 16

Siret N° 348 623 562 00017 - NAF 742 C
Association à but non lucratif enregistrée à la
Sous-Préfecture de Grasse (06) N° 7803/88

Important notice

The present document can be downloaded from:
<http://www.etsi.org/standards-search>

The present document may be made available in electronic versions and/or in print. The content of any electronic and/or print versions of the present document shall not be modified without the prior written authorization of ETSI. In case of any existing or perceived difference in contents between such versions and/or in print, the prevailing version of an ETSI deliverable is the one made publicly available in PDF format at www.etsi.org/deliver.

Users of the present document should be aware that the document may be subject to revision or change of status. Information on the current status of this and other ETSI documents is available at <https://portal.etsi.org/TB/ETSIDeliverableStatus.aspx>

If you find errors in the present document, please send your comment to one of the following services:
<https://portal.etsi.org/People/CommiteeSupportStaff.aspx>

Copyright Notification

No part may be reproduced or utilized in any form or by any means, electronic or mechanical, including photocopying and microfilm except as authorized by written permission of ETSI.

The content of the PDF version shall not be modified without the written authorization of ETSI.

The copyright and the foregoing restriction extend to reproduction in all media.

© ETSI 2019.
All rights reserved.

DECT™, **PLUGTESTS™**, **UMTS™** and the ETSI logo are trademarks of ETSI registered for the benefit of its Members. **3GPP™** and **LTE™** are trademarks of ETSI registered for the benefit of its Members and of the 3GPP Organizational Partners.

oneM2M™ logo is a trademark of ETSI registered for the benefit of its Members and of the oneM2M Partners.

GSM® and the GSM logo are trademarks registered and owned by the GSM Association.

Intellectual Property Rights

Essential patents

IPRs essential or potentially essential to normative deliverables may have been declared to ETSI. The information pertaining to these essential IPRs, if any, is publicly available for **ETSI members and non-members**, and can be found in ETSI SR 000 314: *"Intellectual Property Rights (IPRs); Essential, or potentially Essential, IPRs notified to ETSI in respect of ETSI standards"*, which is available from the ETSI Secretariat. Latest updates are available on the ETSI Web server (<https://ipr.etsi.org/>).

Pursuant to the ETSI IPR Policy, no investigation, including IPR searches, has been carried out by ETSI. No guarantee can be given as to the existence of other IPRs not referenced in ETSI SR 000 314 (or the updates on the ETSI Web server) which are, or may be, or may become, essential to the present document.

Trademarks

The present document may include trademarks and/or tradenames which are asserted and/or registered by their owners. ETSI claims no ownership of these except for any which are indicated as being the property of ETSI, and conveys no right to use or reproduce any trademark and/or tradename. Mention of those trademarks in the present document does not constitute an endorsement by ETSI of products, services or organizations associated with those trademarks.

Foreword

This Technical Specification (TS) has been produced by ETSI 3rd Generation Partnership Project (3GPP).

The present document may refer to technical specifications or reports using their 3GPP identities, UMTS identities or GSM identities. These should be interpreted as being references to the corresponding ETSI deliverables.

The cross reference between GSM, UMTS, 3GPP and ETSI identities can be found under <http://webapp.etsi.org/key/queryform.asp>.

Modal verbs terminology

In the present document "**shall**", "**shall not**", "**should**", "**should not**", "**may**", "**need not**", "**will**", "**will not**", "**can**" and "**cannot**" are to be interpreted as described in clause 3.2 of the [ETSI Drafting Rules](#) (Verbal forms for the expression of provisions).

"**must**" and "**must not**" are **NOT** allowed in ETSI deliverables except when used in direct citation.

Contents

Intellectual Property Rights	2
Foreword.....	2
Modal verbs terminology.....	2
Foreword.....	7
1 Scope	8
2 References	8
3 Definitions and abbreviations.....	9
3.1 Definitions	9
3.2 Abbreviations	10
4 Overview of MCPTT security.....	10
4.1 General	10
4.2 Signalling plane security architecture.....	10
4.3 Application plane security architecture	11
4.3.1 General.....	11
4.3.2 User authentication and authorisation.....	11
4.3.3 Identity keying of users and services	12
4.3.4 Protection of application plane signalling.....	13
4.3.5 Media security	13
4.3.5.1 General	13
4.3.5.2 Media security for group communications.....	13
4.3.5.3 Media security for private calls.....	15
5 Authentication and authorization	16
5.1 General	16
5.2 LTE access authentication and security mechanism.....	17
5.3 Authentication for SIP core access.....	17
5.4 Authentication for HTTP-1	17
5.5 User authentication.....	17
5.5.1 Identity management functional model.....	17
5.5.2 User authentication framework.....	18
5.5.3 OpenID Connect (OIDC).....	19
5.5.3.1 General	19
5.5.3.2 User authentication example using Username/Password.....	21
5.6 MCPTT user authorization	21
5.6.1 General.....	21
5.6.2 MCPTT user service authorization with MCPTT Server.....	23
5.6.2.0 General	23
5.6.2.1 Using SIP REGISTER	23
5.6.2.2 Using SIP PUBLISH.....	24
6 Signalling plane protection.....	25
6.1 SIP-1 interface security	25
6.2 HTTP-1 interface security	25
7 End-to-end communication security	25
7.1 Overview	25
7.2 Key provisioning and management	26
7.2.1 General.....	26
7.2.2 Functional model for key management.....	26
7.2.2.0 General	26
7.2.2.1 Reference point CSC-8 (between key management server and the key management client within the MCPTT UE).....	27
7.2.2.2 Reference point CSC-9 (between the key management server and the key management client within the MCPTT Server).....	27

7.2.2.3	Reference point CSC-10 (between the key management server and the key management client within a group management server)	27
7.2.3	Security procedures for key management	27
7.2.4	Provisioned key material to support end-to-end communication security	28
7.3	Group call key distribution	29
7.3.1	General	29
7.3.2	Security procedures for GMK provisioning	31
7.3.3	Key Identification and purpose tags	32
7.3.4	Group creation procedure	32
7.3.5	Dynamic group keying	32
7.3.5.1	General	32
7.3.5.2	Group regrouping procedures (within a single MCPTT system)	33
7.3.5.3	Group regrouping procedures (involving multiple MCPTT systems)	33
7.3.6	Derivation of SRTP/SRTCP master keys	34
7.3.7	Group member GMK management	34
7.4	Private call key distribution	35
7.4.1	General	35
7.4.2	Security procedures (on-network)	36
7.4.3	Security procedures (off-network)	37
7.4.4	Derivation of SRTP/SRTCP master keys	38
7.4.5	Void	39
7.5	Protection of media stream (SRTP)	39
7.5.1	General	39
7.5.2	Security procedures for media stream protection	40
7.6	Protection of offline floor and media control signalling (SRTCP)	41
7.6.1	General	41
7.6.2	Security procedures for offline floor and media control protection	42
7.7	Protection of MBMS subchannel control messages (SRTCP)	43
7.7.1	General	43
7.7.2	Key distribution	43
7.7.3	Derivation of SRTCP master keys	44
8	Inter/Intra domain interface security	45
8.1	General	45
9	Protection of floor control and sensitive application signalling	45
9.1	Key agreement for protection of floor control and sensitive application data (Client to Server)	45
9.1.1	Identity-based key management for Client Server Key (CSK)	45
9.1.2	Creation of the CSK	46
9.1.3	Secure distribution of the CSK	46
9.1.3.0	General	46
9.1.3.1	MIKEY-SAKKE I_MESSAGE	46
9.1.3.2	Distribution of CSK during MCPTT Service Authorization and group subscription	47
9.1.3.3	Obtaining CSK from the I_MESSAGE	47
9.1.3.4	Procedure	47
9.2	Key agreement for protection of floor control and sensitive application data between servers	48
9.3	Protection of XML content	49
9.3.1	General	49
9.3.2	Protected content	49
9.3.3	Key agreement	50
9.3.4	Confidentiality protection using XML encryption (xmlenc)	50
9.3.4.1	General	50
9.3.4.2	XML content encryption	50
9.3.4.3	XML URI attribute encryption	51
9.3.5	Integrity protection using XML signature (xmlsig)	52
9.4	Key agreement for online floor control (SRTCP)	53
9.4.1	General	53
9.4.2	Key agreement between MCPTT client and MCPTT Server	53
9.4.3	Key agreement between MCPTT Servers	53
9.4.4	Key agreement for multicast from MCPTT Server	53
9.4.5	Derivation of SRTCP key material	53
Annex A (normative):	Security requirements	55

A.0	Introduction	55
A.1	Configuration & service access	55
A.2	Group key management	55
A.3	On-network operation	55
A.4	Ambient listening	56
A.5	Data communication between MCPTT network entities	56
A.6	Key stream re-use	56
A.7	Late entry to group communication	56
A.8	Private call confidentiality	57
A.9	Off-network operation	57
A.10	Privacy of MCPTT identities	57
A.11	User authentication and authorization requirements	58
Annex B (normative): OpenID connect profile for MCPTT		59
B.0	General	59
B.1	MCPTT tokens	59
B.1.1	ID token	59
B.1.1.0	General	59
B.1.1.1	Standard claims	59
B.1.1.2	MCPTT claims	59
B.1.2	Access token	60
B.1.2.0	Introduction	60
B.1.2.1	Standard claims	60
B.1.2.2	MCPTT claims	60
B.2	MCPTT client registration	60
B.3	Obtaining tokens	60
B.3.0	General	60
B.3.1	Native MCPTT client	61
B.3.1.0	General	61
B.3.1.1	Authentication Request	61
B.3.1.2	Authentication response	62
B.3.1.3	Token request	63
B.3.1.4	Token Response	63
B.4	Refreshing an access token	64
B.4.0	General	64
B.4.1	Access token request	64
B.4.2	Access token response	65
B.5	Using the token to access MCPTT resource servers	65
B.6	Token validation	66
B.6.1	ID token validation	66
B.6.2	Access token validation	66
B.7	IdMS interface security	66
Annex C (informative): OpenID connect detailed flow		67
C.1	Detailed flow for MCPTT user authentication and registration using OpenID Connect	67
Annex D (Normative): KMS provisioning messages to support MCPTT		69
D.1	General aspects	69

D.2	KMS requests	69
D.3	KMS responses	70
D.3.0	General	70
D.3.1	KMS certificates	70
D.3.1.1	Description	70
D.3.1.2	Fields	71
D.3.1.3	User IDs	71
D.3.2	User Key Provision	71
D.3.2.1	Description	71
D.3.2.2	Fields	72
D.3.3	Example KMS response XML	72
D.3.3.1	Example KMSInit XML	72
D.3.3.2	Example KMSKeyProv XML	73
D.3.3.3	Example KMSCertCache XML	75
D.3.4	KMS Response XML schema	77
D.3.4.1	Base XML schema	77
D.3.4.2	Security extension to KMS response XML schema	79
Annex E (normative): MIKEY message formats for media security		81
E.1	General aspects	81
E.1.0	Introduction	81
E.1.1	MIKEY common fields	81
E.2	MIKEY message structure for GMK distribution	81
E.3	MIKEY message structure for PCK distribution	82
E.4	MIKEY message structure for CSK distribution	83
E.5	MIKEY general extension payload to support 'SAKKE-to-self'	83
E.6	MIKEY general extension payload to encapsulate parameters associated with a GMK	84
E.6.1	General	84
E.6.2	Void	84
E.6.3	MCPTT group ID	84
E.6.4	Activation time	85
E.6.5	Text	85
E.6.6	Reserved	85
E.6.7	Void	85
E.6.8	Cryptography	85
E.6.9	Status	86
E.6.10	Expiry time	86
E.6.11	Key Type	86
E.7	Hiding identities within MIKEY messages	87
Annex F (normative): Key derivation and hash functions		88
F.1	KDF interface and input parameter construction	88
F.1.1	General	88
F.1.2	FC value allocations	88
F.1.3	Calculation of the User Salt for GUK-ID generation	88
F.1.4	Calculation of keys for application data protection	88
F.2	Hash Functions	89
F.2.1	Generation of MIKEY-SAKKE UID	89
Annex G (informative): Change history		90
History		91

Foreword

This Technical Specification has been produced by the 3rd Generation Partnership Project (3GPP).

The contents of the present document are subject to continuing work within the TSG and may change following formal TSG approval. Should the TSG modify the contents of the present document, it will be re-released by the TSG with an identifying change of release date and an increase in version number as follows:

Version x.y.z

where:

- x the first digit:
 - 1 presented to TSG for information;
 - 2 presented to TSG for approval;
 - 3 or greater indicates TSG approved document under change control.
- y the second digit is incremented for all changes of substance, i.e. technical enhancements, corrections, updates, etc.
- z the third digit is incremented when editorial only changes have been incorporated in the document.

PREVIEW
STANDARD
ETSI
(standards.iteh.ai)
Full standard:
<https://standards.iteh.ai/catalog/standards/sist/48d1410e-07d1-4007-93c6-95fbf66e9ba4/etsi-ts-133-179-v13.8.0-2019-04>

1 Scope

The present document specifies the security architecture, procedures and information flows needed to protect the mission critical push to talk (MCPTT) service. The architecture includes mechanisms for authentication, protection of MCPTT signalling and protection of MCPTT media. Security for both MCPTT group calls and MCPTT private calls operating in on-network and off-network modes of operation is specified.

The functional architecture for MCPTT is defined in 3GPP TS 23.179 [2], the corresponding service requirements are defined in 3GPP TS 22.179 [3].

The MCPTT service can be used for public safety applications and also for general commercial applications e.g. utility companies and railways. As the security model is based on the public safety environment, some security features may not be applicable to MCPTT for commercial purposes.

2 References

The following documents contain provisions which, through reference in this text, constitute provisions of the present document.

- References are either specific (identified by date of publication, edition number, version number, etc.) or non-specific.
- For a specific reference, subsequent revisions do not apply.
- For a non-specific reference, the latest version applies. In the case of a reference to a 3GPP document (including a GSM document), a non-specific reference implicitly refers to the latest version of that document *in the same Release as the present document*.

- [1] 3GPP TR 21.905: "Vocabulary for 3GPP Specifications".
- [2] 3GPP TS 23.179: "Functional architecture and information flows to support mission critical communication services; Stage 2".
- [3] 3GPP TS 22.179: "Mission Critical Push To Talk (MCPTT) over LTE; Stage 1".
- [4] 3GPP TS 33.210: "3G security; Network Domain Security (NDS); IP network layer security".
- [5] 3GPP TS 33.310: "Network Domain Security (NDS); Authentication Framework (AF)".
- [6] 3GPP TS 33.203: "3G security; Access security for IP-based services".
- [7] Void.
- [8] 3GPP TS 33.328: "IP Multimedia Subsystem (IMS) media plane security".
- [9] IETF RFC 6507: "Elliptic Curve-Based Certificateless Signatures for Identity-Based Encryption (ECCSI)".
- [10] IETF RFC 6508: "Sakai-Kasahara Key Encryption (SAKKE)".
- [11] IETF RFC 6509: "MIKEY-SAKKE: Sakai-Kasahara Key Encryption in Multimedia Internet KEYing (MIKEY)".
- [12] IETF RFC 3550: "RTP: A Transport Protocol for Real-Time Applications".
- [13] IETF RFC 3711: "The Secure Real-time Transport Protocol (SRTP)".
- [14] 3GPP TS 33.401: "3GPP System Architecture Evolution (SAE); Security architecture".
- [15] 3GPP TS 23.228: "IP Multimedia Subsystem (IMS); Stage 2".
- [16] 3GPP TS 33.222: "Generic Authentication Architecture (GAA); Access to network application functions using Hypertext Transfer Protocol over Transport Layer Security (HTTPS)".

- [17] 3GPP TS 33.220: "Generic Authentication Architecture (GAA); Generic Bootstrapping Architecture (GBA)".
- [18] NIST FIPS 180-4: "Secure Hash Standard (SHS)".
- [19] IETF RFC 6749: "The OAuth 2.0 Authorization Framework".
- [20] IETF RFC 6750: "The OAuth 2.0 Authorization Framework: Bearer Token Usage".
- [21] OpenID Connect 1.0: "OpenID Connect Core 1.0 incorporating errata set 1", http://openid.net/specs/openid-connect-core-1_0.html.
- [22] IETF RFC 3830: "MIKEY: Multimedia Internet KEYing".
- [23] IETF RFC 3602: "The AES-CBC Cipher Algorithm and Its Use with IPsec".
- [24] IETF RFC 4771: "Integrity Transform Carrying Roll-Over Counter for the Secure Real-time Transport Protocol (SRTP)".
- [25] IETF RFC 6043: "MIKEY-TICKET: Ticket-Based Modes of Key Distribution in Multimedia Internet KEYing (MIKEY)".
- [26] IETF RFC 7714: "AES-GCM Authenticated Encryption in the Secure Real-time Transport Protocol (SRTP)".
- [27] W3C: "XML Encryption Syntax and Processing Version 1.1", <https://www.w3.org/TR/xmlenc-core1/>.
- [28] W3C: "XML Signature Syntax and Processing (Second Edition)", <http://www.w3.org/TR/xmldsig-core/>.
- [29] IETF RFC 5905: "Network Time Protocol Version 4: Protocol and Algorithms Specification".
- [30] IETF RFC 5480: "Elliptic Curve Cryptography Subject Public Key Information".
- [31] IETF RFC 6090: "Fundamental Elliptic Curve Cryptography Algorithms".
- [32] IETF RFC 7519: "JSON Web Token (JWT)".
- [33] IETF RFC 7662: "OAuth 2.0 Token Introspection".
- [34] IETF RFC 3394: "Advanced Encryption Standard (AES) Key Wrap Algorithm".
- [35] IETF RFC 7515: "JSON Web Signature (JWS)".
- [36] NIST Special Publication 800-38D: "Recommendation for Block Cipher Modes of Operation: Galois/Counter Mode (GCM) and GMAC".
- [37] IETF RFC 2045: "Multipurpose Internet Mail Extensions (MIME) Part One: Format of Internet Message Bodies".
- [38] IETF RFC 2392: "Content-ID and Message-ID Uniform Resource Locators".
- [39] 3GPP TS 24.380: "Mission Critical Push To Talk (MCPTT) media plane control; Protocol specification".

3 Definitions and abbreviations

3.1 Definitions

For the purposes of the present document, the terms and definitions given in 3GPP TR 21.905 [1] and the following apply. A term defined in the present document takes precedence over the definition of the same term, if any, in 3GPP TR 21.905 [1].

Floor: Floor(x) is the largest integer smaller than or equal to x.

3.2 Abbreviations

For the purposes of the present document, the abbreviations given in 3GPP TR 21.905 [1] and the following apply. An abbreviation defined in the present document takes precedence over the definition of the same abbreviation, if any, in 3GPP TR 21.905 [1].

CSC	Common Services Core
GMK	Group Master Key
GMK-ID	Group Master Key Identifier
GMS	Group Management Server
GUK-ID	Group User Key Identifier
IdM	Identity Management
IdMS	Identity Management Server
KMS	Key Management Server
MBCP	Media Burst Control Protocol
MCPTT	Mission Critical Push to Talk
MKI	Master Key Identifier
MSCCK	MBMS subchannel control key
OIDC	OpenID Connect
PCK	Private Call Key
PCK-ID	Private Call Key Identifier
PSK	Pre-Shared Key
SRTCP	Secure Real-Time Transport Control Protocol
SRTP	Secure Real-Time Transport Protocol
SSRC	Synchronization Source
TBCP	Talk Burst Control Protocol
TrK	KMS Transport Key
UID	User Identifier for MIKEY-SAKKE (referred to as the 'Identifier' in RFC 6509 [11])

4 Overview of MCPTT security

4.1 General

The MCPTT security architecture defined in this document is designed to meet the security requirements defined in Annex A. The MCPTT security architecture provides signalling and application plane security mechanisms to protect metadata and communications used as part of the MCPTT service. The following signalling plane security mechanisms are used by the MCPTT service:

- Protection of the signalling plane used by the MCPTT Service, defined in clause 6.
- Protection of inter/intra domain interfaces, defined in clause 8.

The following application plane security mechanisms are used by the MCPTT service:

- Authentication and authorisation of users to the MCPTT Service, defined in clause 5.
- Protection of sensitive application signalling within the MCPTT Service, defined in clause 9.
- Security of floor control within the MCPTT Service, defined in clause 7.
- End-to-end security of user media within the MCPTT Service, also defined in clause 7.

Security mechanisms in the signalling and application plane are independent of each other, but are both required for a secure MCPTT system.

4.2 Signalling plane security architecture

Within MCPTT, signalling plane security protects the interfaces used by the MCPTT application. Figure 4.2-1 provides an overview of these interfaces.

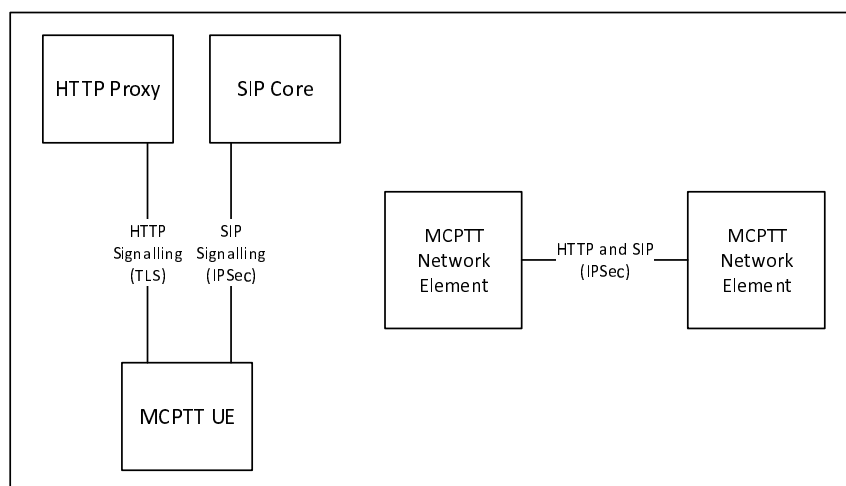


Figure 4.2-1: Signalling plane security architecture

MCPTT signalling from the UE is passed over both HTTP and SIP. The signalling plane security mechanisms for UE to Server interfaces are defined in clause 6. Additionally, MCPTT data is passed between MCPTT network elements, either inter or intra MCPTT domain. The security mechanism for protecting data between MCPTT network elements is defined in clause 8.

4.3 Application plane security architecture

4.3.1 General

Application plane security provides protection both between MCPTT clients, between the MCPTT client and the MCPTT domain, and also between MCPTT domains. Application plane security on the client is bound to the MCPTT user associated with the client and not to the MCPTT UE. Consequently, user authentication and authorisation to the MCPTT domain is required prior to access to the majority of MCPTT services.

Application plane signalling security allows protection of MCPTT-specific signalling from non-MCPTT entities (including the SIP core). Application plane signalling security is applied from the MCPTT client to the client's primary MCPTT domain. It may also be applied between MCPTT domains.

Media security allow protection of MCPTT media within the MCPTT system. It is applied end-to-end between MCPTT clients. It is a configuration option whether MCPTT network entities, including the MCPTT Server is able to access the content of MCPTT media.

Additionally, signalling plane protection is applied to all HTTP and SIP connections into the MCPTT domain. While signalling plane protection and signalling plane entities are not shown in this subclause, including the SIP core and HTTP proxy, it is assumed that signalling plane protection mechanisms are in use.

4.3.2 User authentication and authorisation

Prior to connecting to the MCPTT domain, the MCPTT user application requires a 'token' authorising its access to MCPTT services. To obtain authorisation token(s), the MCPTT user application authenticates the MCPTT user to an Identity Management Server which provides the authorisation token.

The authorisation token is provided to MCPTT network entities, such as the MCPTT Server, over an MCPTT signalling interface (either a HTTP interface or SIP interface). The MCPTT network entity will provide access to MCPTT services based upon the token provided.

The architecture for user authentication and authorisation is shown in Figure 4.3.2-1.

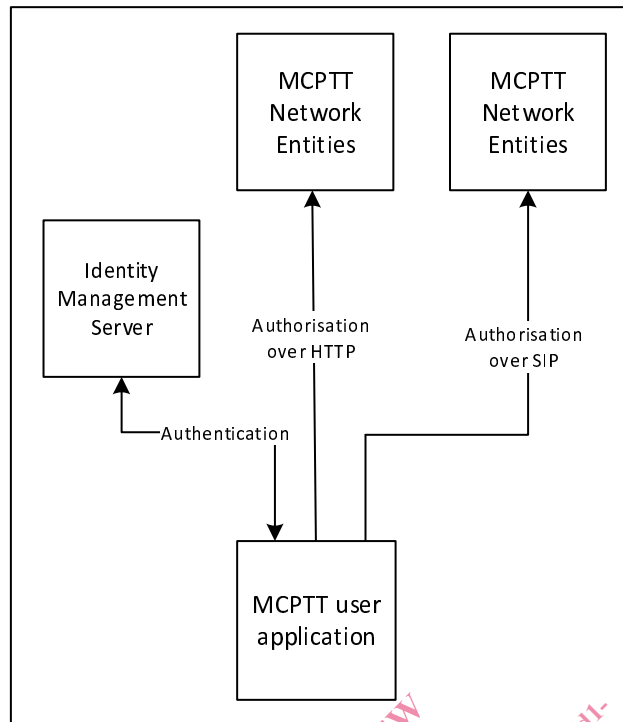


Figure 4.3.2-1: User authentication and authorisation

While not shown in Figure 4.3.2-1, authorisation occurs over HTTP or SIP and hence uses signalling plane protection to encrypt HTTP to a HTTP proxy and to encrypt SIP to a SIP core.

The mechanism to perform user authentication and authorisation is defined in clause 5.

4.3.3 Identity keying of users and services

Once a MCPTT client has obtained user authorisation to access the MCPTT domain, the client may obtain key material associated with the user's identity using the authorisation token. Identity keys are required to support key distribution for application signalling, floor control and media. Identity key material is obtained via an HTTP request to a Key Management Server as shown in Figure 4.3.3-1.

Identity keying is repeated periodically (e.g. monthly). This ensures that user identities are regularly verified and that users that are no longer part of the MCPTT domain are removed from the system.

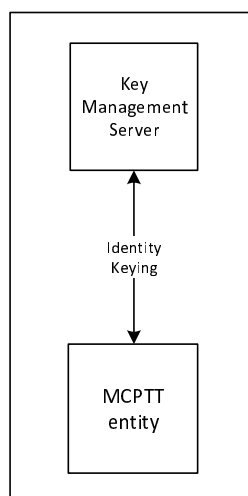


Figure 4.3.3-1: Identity keying of MCPTT entities

While not shown in Figure 4.3.3-1, the connection to the KMS is over HTTP and hence is secured up to the HTTP proxy. Additionally, key material may be wrapped using a transport key distributed out-of-band.