

ETSI EN 301 489-50 V2.3.1 (2021-03)



ElectroMagnetic Compatibility (EMC)
standard for radio equipment and services;
Part 50: Specific conditions for Cellular Communication
Base Station (BS), repeater and ancillary equipment;
Harmonised Standard for ElectroMagnetic Compatibility

ETSI EN 301 489-50 V2.3.1 (2021-03)
http://www.etsi.org/standards-store/info/550b04629383/etsi-en-301-489-50-v2-3-1-2021-03

ReferenceREN/ERM-EMC-407

Keywords

5G, EMC, GSM, harmonised standard, LTE,
MSR, NR, OFDMA, WCDMA, WMAN**ETSI**650 Route des Lucioles
F-06921 Sophia Antipolis Cedex - FRANCE

Tel.: +33 4 92 94 42 00 Fax: +33 4 93 65 47 16

Siret N° 348 623 562 00017 - NAF 742 C
Association à but non lucratif enregistrée à la
Sous-Préfecture de Grasse (06) N° 7803/88

iTeh STANDARD PREVIEW
(standards.iteh.ai)

Important notice

ETSI EN 301 489-50 V2.3.1 (2021-03)
<https://standards.iteh.ai/catalog/standards/sist/1c8fa702-5995-4c8f-9074-550b1c424830/etsi-en-301-489-50-v2-3-1-2021-03>
The present document can be downloaded from:
<http://www.etsi.org/standards-search>

The present document may be made available in electronic versions and/or in print. The content of any electronic and/or print versions of the present document shall not be modified without the prior written authorization of ETSI. In case of any existing or perceived difference in contents between such versions and/or in print, the prevailing version of an ETSI deliverable is the one made publicly available in PDF format at www.etsi.org/deliver.

Users of the present document should be aware that the document may be subject to revision or change of status. Information on the current status of this and other ETSI documents is available at <https://portal.etsi.org/TB/ETSIDeliverableStatus.aspx>

If you find errors in the present document, please send your comment to one of the following services:
<https://portal.etsi.org/People/CommitteeSupportStaff.aspx>

Copyright Notification

No part may be reproduced or utilized in any form or by any means, electronic or mechanical, including photocopying and microfilm except as authorized by written permission of ETSI.

The content of the PDF version shall not be modified without the written authorization of ETSI.

The copyright and the foregoing restriction extend to reproduction in all media.

© ETSI 2021.
All rights reserved.

DECT™, **PLUGTESTS™**, **UMTS™** and the ETSI logo are trademarks of ETSI registered for the benefit of its Members. **3GPP™** and **LTE™** are trademarks of ETSI registered for the benefit of its Members and of the 3GPP Organizational Partners.

oneM2M™ logo is a trademark of ETSI registered for the benefit of its Members and of the oneM2M Partners.

GSM® and the GSM logo are trademarks registered and owned by the GSM Association.

Contents

Intellectual Property Rights	5
Foreword.....	5
Modal verbs terminology.....	5
1 Scope	6
2 References	7
2.1 Normative references	7
2.2 Informative references.....	9
3 Definition of terms, symbols and abbreviations.....	10
3.1 Terms.....	10
3.2 Symbols.....	12
3.3 Abbreviations	13
4 Test conditions	14
4.1 General	14
4.2 Arrangements for establishing a communication link	15
4.2.0 Specification of Channel Number.....	15
4.2.1 Arrangements for test signals at the input of transmitters.....	15
4.2.2 Arrangements for test signals at the output of transmitters.....	15
4.2.3 Arrangements for test signals at the input of receivers	16
4.2.3.0 General	16
4.2.3.1 UTRA.....	16
4.2.3.2 E-UTRA.....	16
4.2.3.3 E-UTRA BS operating in band 46 (LAA).....	16
4.2.3.4 E-UTRA with in band or guard band NB-IoT.....	16
4.2.3.5 OFDMA WMAN	16
4.2.3.6 Standalone NB-IoT	17
4.2.3.7 GSM/EDGE	17
4.2.3.8 CDMA.....	17
4.2.3.9 MSR.....	17
4.2.3.10 NR.....	17
4.2.3.10.1 NR BS type 1-C and 1-H.....	17
4.2.3.10.2 NR BS type 1-O.....	17
4.2.3.10.3 NR BS type 2-O.....	17
4.2.4 Arrangements for test signals at the output of receivers	17
4.2.5 Arrangements for test signals for repeaters.....	17
4.3 Exclusion bands.....	18
4.3.0 General.....	18
4.3.1 Transmitter exclusion band.....	18
4.3.1.0 General	18
4.3.1.1 OTA type BS for FR1	18
4.3.2 Receiver exclusion band	18
4.3.2.0 General	18
4.3.2.1 Non-AAS BS, Hybrid AAS BS and NR BS Type 1-C	18
4.3.2.2 OTA AAS BS and NR BS Type 1-O	18
4.3.3 Multi-band BS	19
4.4 Narrow band responses of receivers.....	19
4.5 Void.....	20
4.6 Test configurations	20
4.6.1 Emission	20
4.6.2 Immunity	20
4.6.3 MSR.....	21
5 Performance assessment.....	21
5.0 General	21
5.1 UTRA.....	22
5.1.1 BLER on DL.....	22

5.1.2	BLER on UL.....	22
5.2	E-UTRA, E-UTRA with LAA, inband or guard band NB-IoT, Standalone NB-IoT.....	22
5.2.1	Throughput on DL.....	22
5.2.2	Throughput on UL.....	22
5.3	OFDMA WMAN.....	22
5.3.1	Throughput on DL.....	22
5.3.2	Throughput on UL.....	22
5.4	NR.....	22
5.4.1	Throughput on DL.....	22
5.4.2	Throughput on UL.....	22
5.5	GSM/EDGE.....	23
5.5.1	BER on DL.....	23
5.5.1.0	General.....	23
5.5.1.1	Assessment of BER using static layer 1 functions.....	23
5.5.1.2	Assessment of BER using RXQUAL.....	23
5.5.2	BER on UL.....	23
5.5.2.0	General.....	23
5.5.2.1	Assessment of BER using RXQUAL.....	23
5.5.2.2	Assessment of BER using reported BER.....	23
5.6	CDMA.....	23
5.6.1	FER on DL.....	23
5.6.2	FER on UL.....	23
5.7	Assessment of RF gain variations of repeaters.....	24
5.8	Ancillary equipment.....	24
5.9	Equipment classification.....	24
6	Performance criteria.....	24
6.1	Performance criteria for continuous phenomena.....	24
6.1.0	General.....	24
6.1.1	Base Stations.....	24
6.1.1.1	UTRA.....	24
6.1.1.2	E-UTRA, E-UTRA with LAA, inband or guard band NB-IoT.....	24
6.1.1.3	Standalone NB-IoT.....	25
6.1.1.4	GSM/EDGE.....	25
6.1.1.5	CDMA.....	26
6.1.1.6	NR.....	26
6.1.2	Repeaters.....	27
6.2	Performance criteria for transient phenomena.....	27
6.2.0	General.....	27
6.2.1	Repeaters.....	27
7	Requirements.....	28
7.1	Emission.....	28
7.2	Immunity.....	28
7.2.1	General.....	28
7.2.2	Modified requirements.....	29
Annex A (informative):	Relationship between the present document and the essential requirements of Directive 2014/53/EU.....	30
Annex B (informative):	Change history.....	32
History.....		33

Intellectual Property Rights

Essential patents

IPRs essential or potentially essential to normative deliverables may have been declared to ETSI. The information pertaining to these essential IPRs, if any, is publicly available for **ETSI members and non-members**, and can be found in ETSI SR 000 314: "*Intellectual Property Rights (IPRs); Essential, or potentially Essential, IPRs notified to ETSI in respect of ETSI standards*", which is available from the ETSI Secretariat. Latest updates are available on the ETSI Web server (<https://ipr.etsi.org/>).

Pursuant to the ETSI IPR Policy, no investigation, including IPR searches, has been carried out by ETSI. No guarantee can be given as to the existence of other IPRs not referenced in ETSI SR 000 314 (or the updates on the ETSI Web server) which are, or may be, or may become, essential to the present document.

Trademarks

The present document may include trademarks and/or tradenames which are asserted and/or registered by their owners. ETSI claims no ownership of these except for any which are indicated as being the property of ETSI, and conveys no right to use or reproduce any trademark and/or tradename. Mention of those trademarks in the present document does not constitute an endorsement by ETSI of products, services or organizations associated with those trademarks.

Foreword

This Harmonised European Standard (EN) has been produced by ETSI Technical Committee Electromagnetic compatibility and Radio spectrum Matters (ERM).

The present document has been prepared under the Commission's standardisation request C(2015) 5376 final [i.15] to provide one voluntary means of conforming to the essential requirements of Directive 2014/53/EU on the harmonisation of the laws of the Member States relating to the making available on the market of radio equipment and repealing Directive 1999/5/EC [i.1]. <https://standards.iteh.ai/catalog/standards/sist/1cbfa702-5995-4c8f-9074-550b04629383/etsi-en-301-489-50-v2-3-1-2021-03>

Once the present document is cited in the Official Journal of the European Union under that Directive, compliance with the normative clauses of the present document given in table A.1 confers, within the limits of the scope of the present document, a presumption of conformity with the corresponding essential requirements of that Directive and associated EFTA regulations.

National transposition dates

Date of adoption of this EN:	9 March 2021
Date of latest announcement of this EN (doa):	30 June 2021
Date of latest publication of new National Standard or endorsement of this EN (dop/e):	31 December 2021
Date of withdrawal of any conflicting National Standard (dow):	31 December 2022

Modal verbs terminology

In the present document "**shall**", "**shall not**", "**should**", "**should not**", "**may**", "**need not**", "**will**", "**will not**", "**can**" and "**cannot**" are to be interpreted as described in clause 3.2 of the [ETSI Drafting Rules](#) (Verbal forms for the expression of provisions).

"**must**" and "**must not**" are **NOT** allowed in ETSI deliverables except when used in direct citation.

1 Scope

The present document specifies technical characteristics and methods of measurements in respect of ElectroMagnetic Compatibility (EMC) for the following equipment types:

- 1) digital cellular base station equipment, including BS with antenna ports and BS without antenna ports;
- 2) repeaters;
- 3) associated ancillary equipment.

Including individual and combinations of technologies listed in table 1.

Table 1: Cellular Mobile Communication Technologies

Technology (Air technology)	Technology Generation	Standard SET	ETSI Standard
GSM (GSM/EDGE)	2G/3G	IMT-2000 SC (single carrier)	ETSI EN 301 502 [8] ETSI TS 137 104 [21] ETSI TS 137 141 [12]
CDMA 2000	3G	CDMA2000 (IMT-MC multi carrier)	ETSI EN 301 526 [i.2] ETSI EN 301 908-5 [i.7] ETSI EN 301 908-7 [i.8] ETSI EN 301 449 [i.11] ETSI EN 302 426 [i.12]
UMTS (UTRA, W-CDMA)	3G	IMT-2000 Direct Spread	ETSI TS 125 104 [i.3] ETSI TS 125 105 [i.4] ETSI TS 125 106 [i.5]
LTE (see note 1) (E-UTRA)	4G	IMT-advanced	ETSI TS 136 104 [5] ETSI TS 136 141[6] ETSI TS 136 106 [i.6] ETSI TS 136 143 [25]
LTE (see note 1) (E-UTRA), AAS	4G	IMT-advanced	ETSI TS 136 104 [5] ETSI TS 137 114 [31] ETSI TS 137 145-1 [13] ETSI TS 137 145-2 [14]
MSR (see note 2) AAS	4G	IMT-advanced	ETSI TS 137 104 [21] ETSI TS 137 141 [12] ETSI TS 137 114 [31] ETSI TS 137 145-1 [13] ETSI TS 137 145-2 [14]
WMAN (OFDMA)	3G	IMT-2000 OFDMA	ETSI EN 301 908-22 [16]
NR OTA	5G	IMT-advanced	ETSI TS 138 104 [20] ETSI TS 138 141-1 [10] ETSI TS 138 141-2 [17]
Standalone NB-IoT	4G	IMT-2000	ETSI TS 136 104 [5]

NOTE 1: Including LAA, inband NB-IoT or guard band NB-IoT.
NOTE 2: Combination of technologies GSM, W-CDMA, LTE and NR.

Technical specifications related to the antenna port and emissions from the enclosure port of Base Station (BS), combinations of radio and associated ancillary equipment or repeaters are not included in the present document. Such technical specifications are found in the relevant product standards for the effective use of the radio spectrum.

The environmental classification and the emission and immunity requirements used in the present document are as stated in ETSI EN 301 489-1 [1], except for any special conditions included in the present document.

NOTE: The relationship between the present document and essential requirements of article 3.1(b) of Directive 2014/53/EU [i.1] is given in Annex A.

2 References

2.1 Normative references

References are either specific (identified by date of publication and/or edition number or version number) or non-specific. For specific references, only the cited version applies. For non-specific references, the latest version of the referenced document (including any amendments) applies.

Referenced documents which are not found to be publicly available in the expected location might be found at <https://docbox.etsi.org/Reference>.

NOTE: While any hyperlinks included in this clause were valid at the time of publication, ETSI cannot guarantee their long term validity.

The following referenced documents are necessary for the application of the present document.

- [1] ETSI EN 301 489-1 (V2.2.3) (11-2019): "ElectroMagnetic Compatibility (EMC) standard for radio equipment and services; Part 1: Common technical requirements; Harmonised Standard for ElectroMagnetic Compatibility".
- [2] ETSI TS 125 141 (V15.4.0) (04-2019): "Universal Mobile Telecommunications System (UMTS); Base Station (BS) conformance testing (FDD) (3GPP TS 25.141 version 15.4.0 Release 15)".
- [3] ETSI TS 125 142 (V15.0.1) (07-2018): "Universal Mobile Telecommunications System (UMTS); Base Station (BS) conformance testing (TDD) (3GPP TS 25.142 version 15.0.1 Release 15)".
- [4] ETSI TS 125 143 (V15.0.0) (07-2018): "Universal Mobile Telecommunications System (UMTS); UTRA repeater conformance testing (3GPP TS 25.143 version 15.0.0 Release 15)".
- [5] ETSI TS 136 104 (V15.8.0) (10-2019): "LTE; Evolved Universal Terrestrial Radio Access (E-UTRA); Base Station (BS) radio transmission and reception (3GPP TS 36.104 version 15.8.0 Release 15)".
<https://standards.iteh.ai/catalog/standards/sist/1cbfa702-5995-4c8f-9074-550b04628783/csi-2021-031-489-50-v2.3.1-2021-03>
- [6] ETSI TS 136 141 (V15.8.0) (10-2019): "LTE; Evolved Universal Terrestrial Radio Access (E-UTRA); Base Station (BS) conformance testing (3GPP TS 36.141 version 15.8.0 Release 15)".
- [7] ETSI TS 145 008 (V15.6.0) (04-2020): "Digital cellular telecommunications system (Phase 2+) (GSM); GSM/EDGE Radio subsystem link control (3GPP TS 45.008 version 15.6.0 Release 15)".
- [8] ETSI EN 301 502 (V12.5.2) (03-2017): "Global System for Mobile communications (GSM); Base Station (BS) equipment; Harmonised Standard covering the essential requirements of article 3.2 of the Directive 2014/53/EU".
- [9] ETSI TS 151 021 (V15.3.0) (04-2020): "Digital cellular telecommunications system (Phase 2+) (GSM); Base Station System (BSS) equipment specification; Radio aspects (3GPP TS 51.021 version 15.3.0 Release 15)".
- [10] ETSI TS 138 141-1 (V15.5.0) (04-2020): "5G; NR; Base Station (BS) conformance testing; Part 1: Conducted conformance testing (3GPP TS 38.141-1 version 15.5.0 Release 15)".
- [11] ETSI TS 138 101-4 (V15.5.0) (04-2020): "5G; NR; User Equipment (UE) radio transmission and reception; Part 4: Performance requirements (3GPP TS 38.101-4 version 15.5.0 Release 15)".
- [12] ETSI TS 137 141 (V15.10.0) (04-2020): "Digital cellular telecommunications system (Phase 2+) (GSM); Universal Mobile Telecommunications System (UMTS); LTE; 5G; NR, E-UTRA, UTRA and GSM/EDGE; Multi-Standard Radio (MSR) Base Station (BS) conformance testing (3GPP TS 37.141 version 15.10.0 Release 15)".
- [13] ETSI TS 137 145-1 (V15.6.0) (01-2020): "Universal Mobile Telecommunications System (UMTS); LTE; Active Antenna System (AAS) Base Station (BS) conformance testing; Part 1: conducted conformance testing (3GPP TS 37.145-1 version 15.6.0 Release 15)".

- [14] ETSI TS 137 145-2 (V15.6.0) (01-2020): "Universal Mobile Telecommunications System (UMTS); LTE; Active Antenna System (AAS) Base Station (BS) conformance testing; Part 2: radiated conformance testing (3GPP TS 37.145-2 version 15.6.0 Release 15)".
- [15] ETSI EN 301 908-20 (V6.3.1) (05-2016): "IMT cellular networks; Harmonised Standard covering the essential requirements of article 3.2 of the Directive 2014/53/EU; Part 20: OFDMA TDD WMAN (Mobile WiMAX™) TDD Base Stations (BS)".
- [16] ETSI EN 301 908-22 (V6.1.1) (07-2016): "IMT cellular networks; Harmonised Standard covering the essential requirements of article 3.2 of the Directive 2014/53/EU; Part 22: OFDMA TDD WMAN (Mobile WiMAX™) FDD Base Stations (BS)".
- [17] ETSI TS 138 141-2 (V15.5.0) (04-2020): "5G; NR; Base Station (BS) conformance testing; Part 2: Radiated conformance testing (3GPP TS 38.141-2 version 15.5.0 Release 15)".
- [18] TIA-97 (2014): "Recommended Minimum Performance Standard for cdma2000 Spread Spectrum Base Stations".
- [19] TIA-2000 Series, Revision F (2014): "Introduction to CDMA2000 spread spectrum systems **Includes TIA-2000.1 (2013), TIA-2000.2 (2014), TIA-2000.3 (2014), TIA-2000.4 (2014), and TIA-2000.5 **".
- [20] ETSI TS 138 104 (V15.9.0) (04-2020): "5G; NR; Base Station (BS) radio transmission and reception (3GPP TS 38.104 version 15.9.0 Release 15)".
- [21] ETSI TS 137 104 (V15.10.0) (04-2020): "Digital cellular telecommunications system (Phase 2+) (GSM); Universal Mobile Telecommunications System (UMTS); LTE; 5G; NR, E-UTRA, UTRA and GSM/EDGE; Multi-Standard Radio (MSR) Base Station (BS) radio transmission and reception (3GPP TS 37.104 version 15.10.0 Release 15)".
- [22] ETSI TS 125 101 (V15.3.0) (05-2019): "Universal Mobile Telecommunications System (UMTS); User Equipment (UE) radio transmission and reception (FDD) (3GPP TS 25.101 version 15.3.0 Release 15)".
- [23] ETSI TS 125 102 (V15.0.0) (10-2018): "Universal Mobile Telecommunications System (UMTS); User Equipment (UE) radio transmission and reception (TDD) (3GPP TS 25.102 version 15.0.0 Release 15)".
- [24] ETSI TS 136 101 (V15.10.0) (04-2020): "LTE; Evolved Universal Terrestrial Radio Access (E-UTRA); User Equipment (UE) radio transmission and reception (3GPP TS 36.101 version 15.10.0 Release 15)".
- [25] ETSI TS 136 143 (V15.0.0) (09-2018): "LTE; Evolved Universal Terrestrial Radio Access (E-UTRA); FDD repeater conformance testing (3GPP TS 36.143 version 15.0.0 Release 15)".
- [26] ETSI TS 151 010-1 (V13.8.0) (07-2019): "Digital cellular telecommunications system (Phase 2+) (GSM); Mobile Station (MS) conformance specification; Part 1: Conformance specification (3GPP TS 51.010-1 version 13.8.0 Release 13)".
- [27] ETSI TS 137 105 (V15.8.0) (01-2020): "Universal Mobile Telecommunications System (UMTS); LTE; Active Antenna System (AAS) Base Station (BS) transmission and reception (3GPP TS 37.105 version 15.8.0 Release 15)".
- [28] Void.
- [29] Void.
- [30] ETSI TS 137 113 (V15.8.0) (01-2020): "Digital cellular telecommunications system (Phase 2+) (GSM); Universal Mobile Telecommunications System (UMTS); LTE; NR, E-UTRA, UTRA and GSM/EDGE; Multi-Standard Radio (MSR) Base Station (BS) Electromagnetic Compatibility (EMC) (3GPP TS 37.113 version 15.8.0 Release 15)".
- [31] ETSI TS 137 114 (V15.8.0) (04-2020): "Universal Mobile Telecommunications System (UMTS); LTE; Active Antenna System (AAS) Base Station (BS) Electromagnetic Compatibility (EMC) (3GPP TS 37.114 version 15.8.0 Release 15)".

2.2 Informative references

References are either specific (identified by date of publication and/or edition number or version number) or non-specific. For specific references, only the cited version applies. For non-specific references, the latest version of the referenced document (including any amendments) applies.

NOTE: While any hyperlinks included in this clause were valid at the time of publication, ETSI cannot guarantee their long term validity.

The following referenced documents are not necessary for the application of the present document but they assist the user with regard to a particular subject area.

- [i.1] Directive 2014/53/EU of the European Parliament and of the Council of 16 April 2014 on the harmonisation of the laws of the Member States relating to the making available on the market of radio equipment and repealing Directive 1999/5/EC.
- [i.2] ETSI EN 301 526 (V1.1.1) (07-2006): "Electromagnetic compatibility and Radio spectrum Matters (ERM); Harmonized EN for CDMA spread spectrum mobile stations operating in the 450 MHz cellular band (CDMA 450) and 410, 450 and 870 MHz PAMR bands (CDMA-PAMR) covering essential requirements of article 3.2 of the R&TTE Directive".
- [i.3] ETSI TS 125 104 (V15.5.0) (04-2019): "Universal Mobile Telecommunications System (UMTS); Base Station (BS) radio transmission and reception (FDD) (3GPP TS 25.104 version 15.5.0 Release 15)".
- [i.4] ETSI TS 125 105 (V15.0.0) (07-2018): "Universal Mobile Telecommunications System (UMTS); Base Station (BS) radio transmission and reception (TDD) (3GPP TS 25.105 version 15.0.0 Release 15)".
- [i.5] ETSI TS 125 106 (V15.0.0) (07-2018): "Universal Mobile Telecommunications System (UMTS); UTRA repeater radio transmission and reception (3GPP TS 25.106 version 15.0.0 Release 15)".
- [i.6] ETSI TS 136 106 (V15.0.0) (09-2018): "LTE; Evolved Universal Terrestrial Radio Access (E-UTRA); FDD repeater radio transmission and reception (3GPP TS 36.106 version 15.0.0 Release 15)".
- [i.7] ETSI EN 301 908-5 (V5.2.1) (09-2011): "IMT cellular networks; Harmonized EN covering the essential requirements of article 3.2 of the R&TTE Directive; Part 5: CDMA Multi-Carrier (cdma2000) Base Stations (BS)".
- [i.8] ETSI EN 301 908-7 (V4.2.1) (03-2010): "Electromagnetic compatibility and Radio spectrum Matters (ERM); Base Stations (BS), Repeaters and User Equipment (UE) for IMT-2000 Third-Generation cellular networks; Part 7: Harmonized EN for IMT-2000, CDMA TDD (UTRA TDD and E-UTRA TDD) (BS) covering the essential requirements of article 3.2 of the R&TTE Directive".
- [i.9] Void.
- [i.10] Void.
- [i.11] ETSI EN 301 449 (V1.1.1) (07-2006): "Electromagnetic compatibility and Radio spectrum Matters (ERM); Harmonized EN for CDMA spread spectrum base stations operating in the 450 MHz cellular band (CDMA 450) and 410, 450 and 870 MHz PAMR bands (CDMA-PAMR) covering essential requirements of article 3.2 of the R&TTE Directive".
- [i.12] ETSI EN 302 426 (V1.1.1) (09-2006): "Electromagnetic compatibility and Radio spectrum Matters (ERM); Harmonized EN for CDMA spread spectrum Repeaters operating in the 450 MHz cellular band (CDMA450) and the 410 MHz, 450 MHz and 870 MHz PAMR bands (CDMA-PAMR) covering essential requirements of article 3.2 of the R&TTE Directive".
- [i.13] Void.
- [i.14] Void.

- [i.15] Commission Implementing Decision C(2015) 5376 final of 4.8.2015 on a standardisation request to the European Committee for Electrotechnical Standardisation and to the European Telecommunications Standards Institute as regards radio equipment in support of Directive 2014/53/EU of the European Parliament and of the Council.

3 Definition of terms, symbols and abbreviations

3.1 Terms

For the purposes of the present document, the terms given in ETSI EN 301 489-1 [1] and the following apply:

active antenna system base station: base station system which combines an antenna array with a transceiver unit array and a radio distribution network

antenna array: group of radiating elements characterized by the geometry and the properties of the array elements

base station: radio equipment intended for operation at a fixed location which is not defined as portable equipment

base station type 1-C: base station operating at FR1 with requirements set consisting only of conducted requirements defined at individual antenna port

base station type 1-H: base station operating at FR1 with a requirement set consisting of conducted requirements defined at individual TAB connectors and OTA requirements defined at RIB

NOTE: BS type 1-H is treated as a BS type 1-C in EMC assessment. See figure 1b.

base station type 1-O: base station operating at FR1 with a requirement set consisting only of OTA requirements defined at the RIB

base station type 2-O: base station operating at FR2 with a requirement set consisting only of OTA requirements defined at the RIB

bearer: information transmission path of defined characteristics for transfer of user data or predefined test data

CDMA-PAMR: Public Access Mobile Radio system based on TIA-2000 [19] Spreading Rate 1 specifications

channel bandwidth: RF bandwidth supporting a single E-UTRA RF carrier with the transmission bandwidth configured in the uplink or downlink of a cell

NOTE: The channel bandwidth is measured in MHz and is used as a reference for transmitter and receiver RF requirements.

downlink: unidirectional radio link for the transmission of signals from a UTRAN access point to a UE

International Mobile Telecommunications-2000 (IMT-2000): third generation mobile systems which provide access, by means of one or more radio links, to a wide range of telecommunications services supported by the fixed telecommunication networks (e.g. PSTN, ISDN or IP), and to other services which are specific to mobile users

License Assisted Access (LAA): License Assisted Access LTE based base station operating in unlicensed frequency spectrum

maximum throughput: maximum achievable throughput for a reference measurement channel

MB Base Station: base station which is characterized by the ability of its transmitter and/or receiver to process two or more carriers in common active RF components simultaneously, where at least one carrier is configured at a different non-overlapping operating band than the other carrier(s)

MSR Base Station: base station which is characterized by the ability of its receiver and transmitter to process two or more carriers in common active RF components simultaneously in a declared RF bandwidth, where at least one carrier is of a different RAT than the other carrier(s)

multiple unit BS: radio base station consisting of separate radio digital unit and the radio unit

NOTE: See figure 1a.

NB-IoT guard band operation: operation of NB-IOT guard band utilizing the unused resource block(s) within an E-UTRA carrier's guard-band

NB-IoT In-band operation: operation of NB-IOT in-band utilizing the resource block(s) within a normal E-UTRA carrier

NB-IoT standalone operation: operation of NB-IOT standalone utilizing its own spectrum, for example the spectrum currently being used by GERAN systems as a replacement of one or more GSM carriers, as well as scattered spectrum for potential IoT deployment

operating band: frequency range in which a wireless service operates (paired or unpaired), that is defined with a specific set of technical requirements

OTA AAS BS: AAS BS which has ≥ 8 transceiver units for E-UTRA, NR or MSR and ≥ 4 transceiver units for UTRA per cell and has a radiated RF interface only and conforms to the OTA requirements set

NOTE: OTA AAS BS has no accessible antenna port. See figure 1c.

Radio Configuration (RC): set of Forward Traffic Channel and Reverse Traffic Channel transmission formats that are characterized by physical layer parameters such as transmission rates, modulation characteristics, and spreading rate

radio digital unit: equipment which contains base band and functionality for controlling Radio unit

NOTE: See figures 1a and 1b.

Radio Distribution Network (RDN): linear passive network which distributes the RF power generated by the transceiver unit array to the antenna array, and/or distributes the radio signals collected by the antenna array to the transceiver unit array

radio equipment: "An electrical or electronic product, which intentionally emits and/or receives radio waves for the purpose of radio communication and/or radio determination, or an electrical or electronic product which must be completed with an accessory, such as antenna, so as to intentionally emit and/or receive radio waves for the purpose of radio communication and/or radio determination", definition from Directive 2014/53/EU [i.1].

NOTE 1: It can be operated with ancillary equipment but if so, is not dependent on it for basic functionality.

NOTE 2: It contains radio digital unit and radio unit.

radio unit: equipment which contains transmitter and receiver

NOTE: See figures 1a and 1b.

repeater: device with two RF ports, both of which are intended to be connected to antennas, which is capable of receiving, amplifying and transmitting simultaneously in one direction a signal in a BSS transmit band and in the other direction a signal in the corresponding BSS receive band

reverse CDMA channel: CDMA channel from the mobile station to the base station

NOTE: From the base station's perspective, the Reverse CDMA Channel is the sum of all mobile station transmissions on a CDMA frequency assignment.

RXQUAL: measure of the received signal quality, which is generated by the base station for use as a criterion in the RF power control and handover processes

NOTE: The characteristics and requirements are specified in ETSI TS 145 008 [7], clause 8.2.

TAB port: conducted interface between the transceiver unit array and the composite antenna

throughput: number of payload bits successfully received per second for a reference measurement channel in a specified reference condition

uplink: unidirectional radio link for the transmission of signals from a UE to a base station, from a Mobile Station to a mobile base station or from a mobile base station to a base station

Base Station

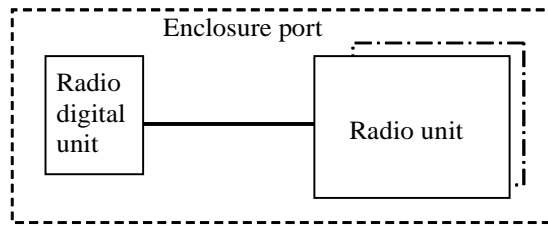


Figure 1a: Example of BS with multiple units

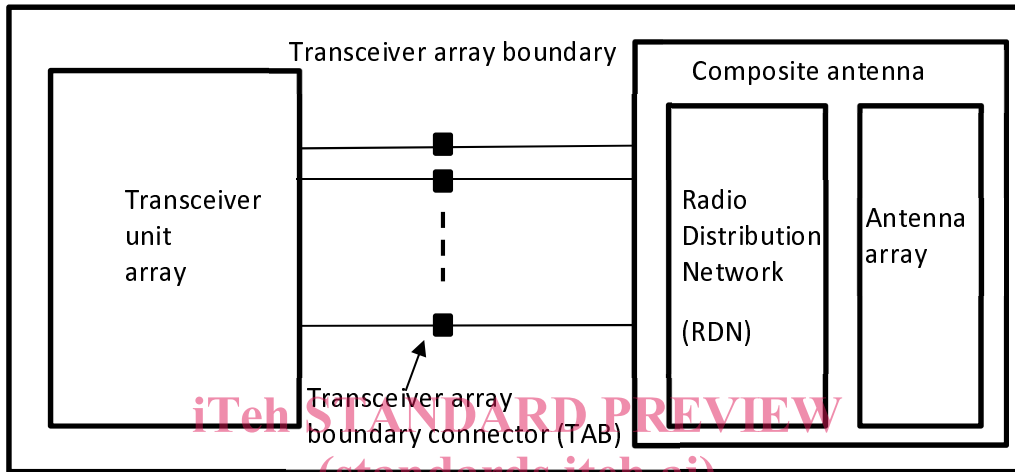


Figure 1b: Radio Unit for AAS BS type 1-C and 1-H

ETSI EN 301 489-50 V2.3.1 (2021-03)

<https://standards.itech.ai/catalog/standards/sis/1c61a702-5993-4e8f-9074-550b07029585/etsi-en-301-489-50-v2-3-1-2021-03>

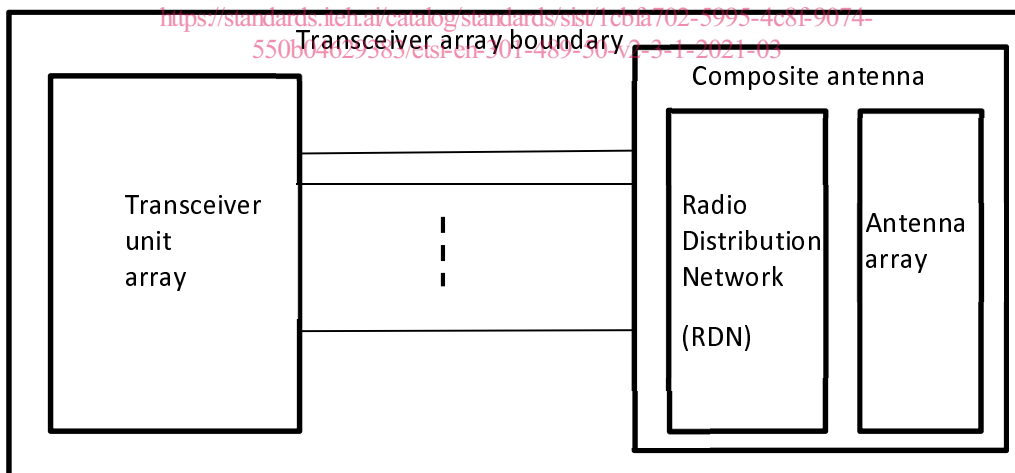


Figure 1c: Radio Unit for OTA AAS BS type and 1-O or 2-O

3.2 Symbols

Void.