

ETSI TS 129 507 V15.5.0 (2019-10)



TECHNICAL SPECIFICATION

**5G;
5G System;
Access and Mobility Policy Control Service;
Stage 3
(3GPP TS 29.507 version 15.5.0 Release 15)**

PRE-STANDARD FOR REVIEW
<https://standards.iteh.ai/catalog/standards/sist/af6540e2-1e1f-4833-9d2b-60b1127d4222/etsi-ts-129-507-v15-5-0-2019-10>



Reference

RTS/TSGC-0329507vf50

Keywords

5G

ETSI

650 Route des Lucioles
F-06921 Sophia Antipolis Cedex - FRANCE

Tel.: +33 4 92 94 42 00 Fax: +33 4 93 65 47 16

Siret N° 348 623 562 00017 - NAF 742 C
Association à but non lucratif enregistrée à la
Sous-Préfecture de Grasse (06) N° 7803/88

Important notice

The present document can be downloaded from:

<http://www.etsi.org/standards-search>

The present document may be made available in electronic versions and/or in print. The content of any electronic and/or print versions of the present document shall not be modified without the prior written authorization of ETSI. In case of any existing or perceived difference in contents between such versions and/or in print, the prevailing version of an ETSI deliverable is the one made publicly available in PDF format at www.etsi.org/deliver.

Users of the present document should be aware that the document may be subject to revision or change of status.

Information on the current status of this and other ETSI documents is available at

<https://portal.etsi.org/TB/ETSIDeliverableStatus.aspx>

If you find errors in the present document, please send your comment to one of the following services:

<https://portal.etsi.org/People/CommiteeSupportStaff.aspx>

Copyright Notification

No part may be reproduced or utilized in any form or by any means, electronic or mechanical, including photocopying and microfilm except as authorized by written permission of ETSI.

The content of the PDF version shall not be modified without the written authorization of ETSI.

The copyright and the foregoing restriction extend to reproduction in all media.

© ETSI 2019.

All rights reserved.

DECT™, **PLUGTESTS™**, **UMTS™** and the ETSI logo are trademarks of ETSI registered for the benefit of its Members.

3GPP™ and **LTE™** are trademarks of ETSI registered for the benefit of its Members and of the 3GPP Organizational Partners.

oneM2M™ logo is a trademark of ETSI registered for the benefit of its Members and of the oneM2M Partners.

GSM® and the GSM logo are trademarks registered and owned by the GSM Association.

Intellectual Property Rights

Essential patents

IPRs essential or potentially essential to normative deliverables may have been declared to ETSI. The information pertaining to these essential IPRs, if any, is publicly available for **ETSI members and non-members**, and can be found in ETSI SR 000 314: "*Intellectual Property Rights (IPRs); Essential, or potentially Essential, IPRs notified to ETSI in respect of ETSI standards*", which is available from the ETSI Secretariat. Latest updates are available on the ETSI Web server (<https://ipr.etsi.org/>).

Pursuant to the ETSI IPR Policy, no investigation, including IPR searches, has been carried out by ETSI. No guarantee can be given as to the existence of other IPRs not referenced in ETSI SR 000 314 (or the updates on the ETSI Web server) which are, or may be, or may become, essential to the present document.

Trademarks

The present document may include trademarks and/or tradenames which are asserted and/or registered by their owners. ETSI claims no ownership of these except for any which are indicated as being the property of ETSI, and conveys no right to use or reproduce any trademark and/or tradename. Mention of those trademarks in the present document does not constitute an endorsement by ETSI of products, services or organizations associated with those trademarks.

Legal Notice

This Technical Specification (TS) has been produced by ETSI 3rd Generation Partnership Project (3GPP).

The present document may refer to technical specifications or reports using their 3GPP identities. These shall be interpreted as being references to the corresponding ETSI deliverables.

The cross reference between 3GPP and ETSI identities can be found under <http://webapp.etsi.org/key/queryform.asp>.

Modal verbs terminology

In the present document "**shall**", "**shall not**", "**should**", "**should not**", "**may**", "**need not**", "**will**", "**will not**", "**can**" and "**cannot**" are to be interpreted as described in clause 3.2 of the [ETSI Drafting Rules](#) (Verbal forms for the expression of provisions).

"**must**" and "**must not**" are **NOT** allowed in ETSI deliverables except when used in direct citation.

Contents

Intellectual Property Rights	2
Legal Notice	2
Modal verbs terminology.....	2
Foreword.....	5
1 Scope	6
2 References	6
3 Definitions and abbreviations.....	7
3.1 Definitions	7
3.2 Abbreviations	7
4 Access and Mobility Policy Control Service.....	7
4.1 Service Description	7
4.1.1 Overview	7
4.1.2 Service Architecture	8
4.1.3 Network Functions.....	9
4.1.3.1 Policy Control Function (PCF)	9
4.1.3.2 NF Service Consumers.....	9
4.2 Service Operations	10
4.2.1 Introduction.....	10
4.2.2 Npcf_AMPolicyControl_Create Service Operation	10
4.2.2.1 General	10
4.2.2.2 Void.....	12
4.2.2.2.0 Void	12
4.2.2.2.1 Void	12
4.2.2.2.2 Void	12
4.2.2.3 AMF Access and Mobility Policy	12
4.2.2.3.1 Service Area Restriction	12
4.2.2.3.2 RFSP Index.....	13
4.2.3 Npcf_AMPolicyControl_Update Service Operation	13
4.2.3.1 General	13
4.2.3.2 Policy Control Request Triggers.....	15
4.2.3.3 Encoding of updated policy.....	15
4.2.4 Npcf_AMPolicyControl_UpdateNotify Service Operation	15
4.2.4.1 General	15
4.2.4.2 Policy update notification	16
4.2.4.3 Request for termination of the policy association	16
4.2.5 Npcf_AMPolicyControl_Delete Service Operation	17
5 Npcf_AMPolicyControl API.....	18
5.1 Introduction	18
5.2 Usage of HTTP.....	19
5.2.1 General.....	19
5.2.2 HTTP standard headers.....	19
5.2.2.1 General	19
5.2.2.2 Content type	19
5.2.3 HTTP custom headers.....	19
5.3 Resources	19
5.3.1 Resource Structure	19
5.3.2 Resource: AM Policy Associations	20
5.3.2.1 Description	20
5.3.2.2 Resource definition	20
5.3.2.3 Resource Standard Methods.....	20
5.3.2.3.1 POST	20
5.3.3 Resource: Individual AM Policy Association.....	21
5.3.3.1 Description	21

5.3.3.2	Resource definition	21
5.3.3.3	Resource Standard Methods.....	21
5.3.3.3.1	GET	21
5.3.3.3.2	DELETE.....	21
5.3.3.4	Resource Custom Operations	22
5.3.3.4.1	Overview	22
5.3.3.4.2	Operation: Update	22
5.3.3.4.2.1	Description.....	22
5.3.3.4.2.2	Operation Definition	22
5.4	Custom Operations without associated resources.....	23
5.5	Notifications	23
5.5.1	General.....	23
5.5.2	Policy Update Notification	23
5.5.2.1	Description.....	23
5.5.2.2	Operation Definition	23
5.5.3	Request for termination of the policy association.....	24
5.5.3.1	Description.....	24
5.5.3.2	Operation Definition	24
5.6	Data Model.....	24
5.6.1	General.....	24
5.6.2	Structured data types.....	25
5.6.2.1	Introduction.....	25
5.6.2.2	Type PolicyAssociation	26
5.6.2.3	Type PolicyAssociationRequest.....	27
5.6.2.4	Type PolicyAssociationUpdateRequest	28
5.6.2.5	Type PolicyUpdate.....	29
5.6.2.6	Type TerminationNotification.....	29
5.6.3	Simple data types and enumerations.....	29
5.6.3.1	Introduction.....	29
5.6.3.2	Simple data types	29
5.6.3.3	Enumeration: RequestTrigger.....	30
5.6.3.4	Enumeration: PolicyAssociationReleaseCause	30
5.7	Error handling	30
5.7.1	General.....	30
5.7.2	Protocol Errors.....	30
5.7.3	Application Errors	30
5.8	Feature negotiation	31
5.9	Security	31
Annex A (normative):	OpenAPI specification.....	32
A.1	General	32
A.2	Npcf_AMPolicyControl API.....	32
Annex B (informative):	Change history	39
History		42

Foreword

This Technical Specification has been produced by the 3rd Generation Partnership Project (3GPP).

The contents of the present document are subject to continuing work within the TSG and may change following formal TSG approval. Should the TSG modify the contents of the present document, it will be re-released by the TSG with an identifying change of release date and an increase in version number as follows:

Version x.y.z

where:

- x the first digit:
 - 1 presented to TSG for information;
 - 2 presented to TSG for approval;
 - 3 or greater indicates TSG approved document under change control.
- y the second digit is incremented for all changes of substance, i.e. technical enhancements, corrections, updates, etc.
- z the third digit is incremented when editorial only changes have been incorporated in the document.

PREVIEW
STANDARD
ETSI
(standards.iteh.ai)
Full standard:
<https://standards.iteh.ai/catalog/standards/sist/a6540e2-1e1f-4833-9d2b-60b1127d425/etsi-ts-129-507-v15.5.0-2019-10>

1 Scope

The present specification provides the stage 3 definition of the Access and Mobility Policy Control Service (Npcf_AMPolicyControl) of the 5G System.

The stage 2 definition and procedures of the Access and Mobility Policy Control Service are contained in 3GPP TS 23.502 [3] and 3GPP TS 23.503 [4]. The 5G System Architecture is defined in 3GPP TS 23.501 [2].

Stage 3 call flows are provided in 3GPP TS 29.513 [7].

The Technical Realization of the Service Based Architecture and the Principles and Guidelines for Services Definition of the 5G System are specified in 3GPP TS 29.500 [5] and 3GPP TS 29.501 [6].

The Access and Mobility Policy Control Service is provided by the Policy Control Function (PCF). This service provides Access and Mobility Policies.

2 References

The following documents contain provisions which, through reference in this text, constitute provisions of the present document.

- References are either specific (identified by date of publication, edition number, version number, etc.) or non-specific.
- For a specific reference, subsequent revisions do not apply.
- For a non-specific reference, the latest version applies. In the case of a reference to a 3GPP document (including a GSM document), a non-specific reference implicitly refers to the latest version of that document *in the same Release as the present document*.

- [1] 3GPP TR 21.905: "Vocabulary for 3GPP Specifications".
- [2] 3GPP TS 23.501: "System Architecture for the 5G System; Stage 2".
- [3] 3GPP TS 23.502: "Procedures for the 5G System; Stage 2".
- [4] 3GPP TS 23.503: "Policy and Charging Control Framework for the 5G System; Stage 2".
- [5] 3GPP TS 29.500: "5G System; Technical Realization of Service Based Architecture; Stage 3".
- [6] 3GPP TS 29.501: "5G System; Principles and Guidelines for Services Definition; Stage 3".
- [7] 3GPP TS 29.513: "5G System; Policy and Charging Control signalling flows and QoS parameter mapping; Stage 3".
- [8] IETF RFC 7540: "Hypertext Transfer Protocol Version 2 (HTTP/2)".
- [9] IETF RFC 8259: "The JavaScript Object Notation (JSON) Data Interchange Format".
- [10] OpenAPI, "OpenAPI 3.0.0 Specification", <https://github.com/OAI/OpenAPI-Specification/blob/master/versions/3.0.0.md>.
- [11] 3GPP TS 29.571: "5G System; Common Data Types for Service Based Interfaces; Stage 3".
- [12] 3GPP TS 23.402: "Architecture enhancements for non-3GPP accesses".
- [13] 3GPP TS 29.510: "5G System; Network Function Repository Services; Stage 3".
- [14] 3GPP TS 29.518: "5G System; Access and Mobility Management Services; Stage 3".
- [15] void.
- [16] void.

- [17] 3GPP TS 29.519: "5G System; Usage of the Unified Data Repository service for Policy Data, Application Data and Structured Data for Exposure; Stage 3".
- [18] 3GPP TS 32.422: "Telecommunication management; Subscriber and equipment trace; Trace control and configuration management".
- [19] 3GPP TS 33.501: "Security architecture and procedures for 5G system".
- [20] IETF RFC 6749: "The OAuth 2.0 Authorization Framework".
- [21] IETF RFC 7807: "Problem Details for HTTP APIs".
- [22] 3GPP TR 21.900: "Technical Specification Group working methods".

3 Definitions and abbreviations

3.1 Definitions

For the purposes of the present document, the terms and definitions given in 3GPP TR 21.905 [1] and the following apply. A term defined in the present document takes precedence over the definition of the same term, if any, in 3GPP TR 21.905 [1].

3.2 Abbreviations

For the purposes of the present document, the abbreviations given in 3GPP TR 21.905 [1] and the following apply. An abbreviation defined in the present document takes precedence over the definition of the same abbreviation, if any, in 3GPP TR 21.905 [1].

AMF	Access and Mobility Management Function
DNN	Data Network Name
GPSI	Generic Public Subscription Identifier
GUAMI	Globally Unique AMF Identifier
JSON	JavaScript Object Notation
NRF	Network Repository Function
PCF	Policy Control Function
PEI	Permanent Equipment Identifier
PRA	Presence Reporting Area
RFSP	RAT Frequency Selection Priority
SUPI	Subscription Permanent Identifier
UDM	Unified Data Management
V-PCF	Visited Policy Control Function

4 Access and Mobility Policy Control Service

4.1 Service Description

4.1.1 Overview

The Access and Mobility Policy Control Service, as defined in 3GPP TS 23.502 [3] and 3GPP TS 23.503 [4], is provided by the Policy Control Function (PCF).

This service provides AMF access control and mobility management related policies to the AMF and offers the following functionalities:

- policy creation based on a request from the AMF during UE registration;
- notification of the AMF of the updated policies which are subscribed; and

- deletion of the policy context for a UE.

4.1.2 Service Architecture

The 5G System Architecture is defined in 3GPP TS 23.501 [2]. The Policy and Charging related 5G architecture is also described in 3GPP TS 29.513 [7].

The Access and Mobility Policy Control Service (Npcf_AMPolicyControl) is part of the Npcf service-based interface exhibited by the Policy Control Function (PCF).

The known consumer of the Npcf_AMPolicyControl service is the Access and Mobility Management Function (AMF).

The AMF accesses the Access and Mobility Policy Control Service at the PCF via the N15 Reference point. In the roaming scenario, the N15 reference point is located between the V-PCF in the visited network and the AMF.

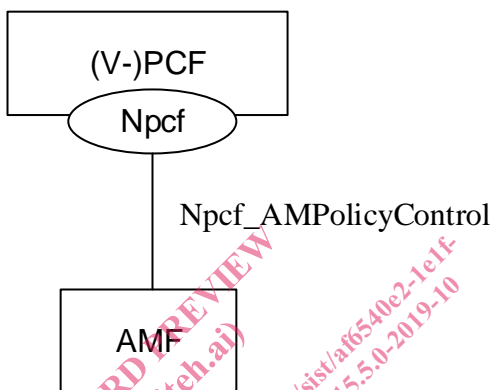


Figure 4.1.2-1: Reference Architecture for the Npcf_AMPolicyControl Service; SBI representation

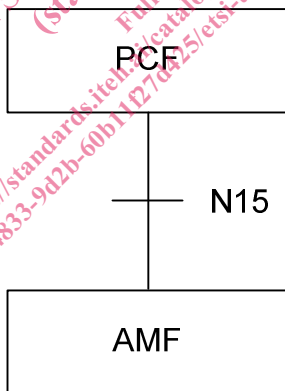


Figure 4.1.2-2: Non-roaming Reference Architecture for the Npcf_AMPolicyControl Service; reference point representation

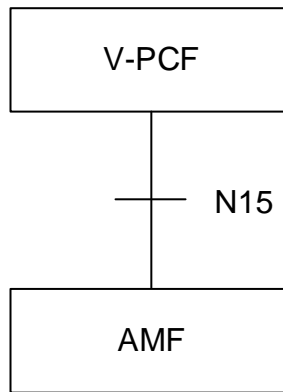


Figure 4.1.3-2: Roaming reference Architecture for the Npcf_AMPolicyControl Service; reference point representation

4.1.3 Network Functions

4.1.3.1 Policy Control Function (PCF)

The Policy Control Function (PCF):

- Supports unified policy framework to govern network behaviour; and
- Provides Access and Mobility Management related policies to the AMF that enforces them.

In the roaming scenario, the Visited Policy Control Function (V-PCF) provides the functions described in this subclause towards the visited network.

4.1.3.2 NF Service Consumers

The Access and Mobility Management function (AMF) provides:

- Registration management;
- Connection management;
- Reachability management; and
- Mobility Management.

4.2 Service Operations

4.2.1 Introduction

Table 4.2.1-1: Operations of the Npcf_AMPolicyControl Service

Service operation name	Description	Initiated by
Npcf_AMPolicyControl_Create	Creates an AM Policy Association and provides corresponding policies to the NF consumer.	NF consumer (AMF)
Npcf_AMPolicyControl_Update	Updates of an AM Policy Association and provides corresponding policies to the NF consumer when the policy control request trigger is met or the AMF is relocated due to the UE mobility and the old PCF is selected.	NF consumer (AMF)
Npcf_AMPolicyControl_UpdateNotify	Provides updated policies to the NF consumer.	PCF (V-PCF in roaming case)
Npcf_AMPolicyControl_Delete	Provides means for the NF consumer to delete the AM Policy Association.	NF consumer (AMF)

4.2.2 Npcf_AMPolicyControl_Create Service Operation

4.2.2.1 General

The procedure in the present subclause is applicable when the NF service consumer creates an AM policy association when the UE registers to the network, and when the the AMF is relocated (between the different AMF sets) and the new AMF selects a new PCF. The procedure for the case where the AMF is relocated and the new AMF selects the old PCF is defined in subclause 4.2.3.1.

The creation of an AM policy association only applies for normally registered UEs, i.e., it does not apply for Emergency Registered UEs.

Figure 4.2.2.1-1 illustrates the creation of a policy association.



Figure 4.2.2.1-1: Creation of a policy association

When a UE registers and a UE context is being established, the AMF can obtain Service Area Restrictions, RFSP index, and GPSI from the UDM during the update location procedure and shall decide based on local policies whether to request policies from the PCF.

To request policies from the PCF, the NF service consumer (e.g. AMF) shall send an HTTP POST request with: "{apiRoot}/npcf-am-policy-control/v1/policies" as Resource URI and the PolicyAssociationRequest data structure as request body that shall include:

- Notification URI encoded as "notificationUri" attribute; and

- SUPI encoded as "supi" attribute,

and that shall include when available:

- GPSI encoded as "gpsi" attribute;
- Access type encoded as "accessType" attribute;
- Permanent Equipment Identifier (PEI) encoded as "pei" attribute;
- User Location Information encoded as "userLoc" attribute;
- UE Time Zone encoded as "timeZone" attribute;
- Serving PLMN Identifier encoded as "servingPlmn" attribute;
- RAT type encoded as "ratType" attribute;
- Service Area Restrictions (see subclause 4.2.2.3.1) derived from the Service Area Restrictions obtained from the UDM by mapping any service areas denoted by geographical information into Tracking Area Identities (TAIs) and encoded as "servAreaRes" attribute;
- RFSP index (see subclause 4.2.2.3.2) as obtained from the UDM encoded as "rfsp" attribute;
- A list of Internal Group Identifiers encoded as "groupIds" attribute;
- if the NF service consumer is an AMF, the GUAMI encoded as "guami" attribute;
- if the NF service consumer is an AMF, the name of a service produced by the AMF that expects to receive information within Npcf_AMPolicyControl_UpdateNotify service operation encoded as "serviceName" attribute;
- Alternate or backup IPv4 Address(es) where to send Notifications encoded as "altNotifIpv4Addrs" attribute;
- Alternate or backup IPv6 Address(es) where to send Notifications encoded as "altNotifIpv6Addrs" attribute; and
- trace control and configuration parameters information encoded as "traceReq" attribute.

Upon the reception of the HTTP POST request, the PCF:

- shall assign a policy association ID;
- shall determine the applicable policy (taking into consideration and optionally modifying possibly received Service Area Restrictions and/or RFSP index);
- for the successful case shall send a HTTP "201 Created" response with the URI for the created resource in the "Location" header field

NOTE: The assigned policy association ID is part of the URI for the created resource and is thus associated with the SUPI.

and the the PolicyAssociation data type as body including:

- conditionally AMF Access and Mobility Policy (see subclause 4.2.2.3), i.e.:
 - a) if the PCF received the "servAreaRes" in the request, Service Area Restrictions encoded as "servAreaRes" attribute; and/or
 - b) if the PCF received the "rfsp" attributes in the request, RAT Frequency Selection Priority (RFSP) Index encoded as "rfsp" attribute;
- optionally one or several of the following Policy Control Request Trigger(s) encoded as "triggers" attribute (see subclause 4.2.3.2):
 - a) Location change (tracking area); and
 - b) Change of UE presence in PRA; and