



SLOVENSKI STANDARD

SIST EN 3545-007:2015

01-februar-2015

Nadomešča:

SIST EN 3545-007:2006

Aeronavtika - Konektorji, električni, pravokotni, s tesnilno kapo ali brez nje, plastičnim ohišjem, zapornim mehanizmom, z delovno temperaturo med -55 °C in 175 °C – 007. del: Kabelska sponka - Standard za proizvod

Aerospace series - Connectors, electrical, rectangular, with sealed and non-sealed rear, plastic housing, locking device, operating temperatures - 55 °C to 175 °C - Part 007: Cable clamp - Product standard

Luft- und Raumfahrt - Elektrische Rechtecksteckverbinder mit und ohne hintere Abdichtung, Plastikgehäuse, Verriegelungssystem, Betriebstemperaturen von -55 °C to 175 °C - Teil 007: Zugentlastungsklemme - Produktnorm

Série aérospatiale - Connecteurs électriques, rectangulaires, étanches et non étanches à l'arrière, à boîtier en plastique, à verrouillage, températures d'utilisation -55 °C à 175 °C - Partie 007: Serre-câble - Norme de produit

Ta slovenski standard je istoveten z: EN 3545-007:2014

ICS:

49.060	Letalska in vesoljska električna oprema in sistemi	Aerospace electric equipment and systems
--------	--	--

SIST EN 3545-007:2015

en,fr,de

iTeh STANDARD PREVIEW
(standards.iteh.ai)

SIST EN 3545-007:2015

<https://standards.iteh.ai/catalog/standards/sist/ae99024c-7796-4eed-9ceb-c28341264aee/sist-en-3545-007-2015>

EUROPEAN STANDARD

EN 3545-007

NORME EUROPÉENNE

EUROPÄISCHE NORM

December 2014

ICS 49.060

Supersedes EN 3545-007:2005

English Version

Aerospace series - Connectors, electrical, rectangular, with sealed and non-sealed rear, plastic housing, locking device, operating temperatures - 55 °C to 175 °C - Part 007: Cable clamp - Product standard

Série aérospatiale - Connecteurs électriques, rectangulaires, étanches et non étanches à l'arrière, à boîtier en plastique, à verrouillage, températures d'utilisation -55 °C à 175 °C - Partie 007: Serre-câble - Norme de produit

Luft- und Raumfahrt - Elektrische Rechtecksteckverbinder mit und ohne hintere Abdichtung, Plastikgehäuse, Verriegelungssystem, Betriebstemperaturen von - 55 °C to 175 °C - Teil 007: Zugentlastungsklemme - Produktnorm

This European Standard was approved by CEN on 22 November 2014.

CEN members are bound to comply with the CEN/CENELEC Internal Regulations which stipulate the conditions for giving this European Standard the status of a national standard without any alteration. Up-to-date lists and bibliographical references concerning such national standards may be obtained on application to the CEN-CENELEC Management Centre or to any CEN member.

This European Standard exists in three official versions (English, French, German). A version in any other language made by translation under the responsibility of a CEN member into its own language and notified to the CEN-CENELEC Management Centre has the same status as the official versions.

<https://standards.iteh.ai/catalog/standards/sist/ae99024c-7796-4eed-9ceb->

CEN members are the national standards bodies of Austria, Belgium, Bulgaria, Croatia, Cyprus, Czech Republic, Denmark, Estonia, Finland, Former Yugoslav Republic of Macedonia, France, Germany, Greece, Hungary, Iceland, Ireland, Italy, Latvia, Lithuania, Luxembourg, Malta, Netherlands, Norway, Poland, Portugal, Romania, Slovakia, Slovenia, Spain, Sweden, Switzerland, Turkey and United Kingdom.



EUROPEAN COMMITTEE FOR STANDARDIZATION
COMITÉ EUROPÉEN DE NORMALISATION
EUROPÄISCHES KOMITEE FÜR NORMUNG

CEN-CENELEC Management Centre: Avenue Marnix 17, B-1000 Brussels

Contents

	Page
Foreword.....	3
1 Scope	4
2 Normative references	4
3 Terms and definitions	4
4 Required characteristics	4
4.1 Dimensions, mass	4
4.2 Material	8
4.3 Main general characteristics	8
5 Designation	9
6 Marking	9
7 Technical specification	9

Figures

Figure 1 — Dimensions of model Code D.....	5
Figure 2 — Dimensions of model Code E	6
Figure 3 — Dimensions of model Code G.....	7
Figure 4 — Dimensions of model Code H.....	8

Foreword

This document (EN 3545-007:2014) has been prepared by the Aerospace and Defence Industries Association of Europe - Standardization (ASD-STAN).

After enquiries and votes carried out in accordance with the rules of this Association, this Standard has received the approval of the National Associations and the Official Services of the member countries of ASD, prior to its presentation to CEN.

This European Standard shall be given the status of a national standard, either by publication of an identical text or by endorsement, at the latest by June 2015, and conflicting national standards shall be withdrawn at the latest by June 2015.

Attention is drawn to the possibility that some of the elements of this document may be the subject of patent rights. CEN [and/or CENELEC] shall not be held responsible for identifying any or all such patent rights.

This document supersedes EN 3545-007:2005.

According to the CEN-CENELEC Internal Regulations, the national standards organizations of the following countries are bound to implement this European Standard: Austria, Belgium, Bulgaria, Croatia, Cyprus, Czech Republic, Denmark, Estonia, Finland, Former Yugoslav Republic of Macedonia, France, Germany, Greece, Hungary, Iceland, Ireland, Italy, Latvia, Lithuania, Luxembourg, Malta, Netherlands, Norway, Poland, Portugal, Romania, Slovakia, Slovenia, Spain, Sweden, Switzerland, Turkey and the United Kingdom.

(standards.iteh.ai)

[SIST EN 3545-007:2015](https://standards.iteh.ai/catalog/standards/sist/ae99024c-7796-4eed-9ceb-c28341264aee/sist-en-3545-007-2015)

<https://standards.iteh.ai/catalog/standards/sist/ae99024c-7796-4eed-9ceb-c28341264aee/sist-en-3545-007-2015>

EN 3545-007:2014 (E)**1 Scope**

This European Standard specifies cable clamp in the family of rectangular electrical connectors with sealed and non-sealed rear, plastic housing, locking device, for operating temperatures from -55 °C to 175 °C .

2 Normative references

The following documents, in whole or in part, are normatively referenced in this document and are indispensable for its application. For dated references, only the edition cited applies. For undated references, the latest edition of the referenced document (including any amendments) applies.

EN 2591-100, *Aerospace series — Elements of electrical and optical connection — Test methods — Part 100: General*

EN 3545-001, *Aerospace series — Connectors, electrical, rectangular, with sealed and non-sealed rear, plastic housing, locking device, operating temperatures -55 °C to 175 °C — Part 001: Technical specification*

EN 3545-002, *Aerospace series — Connectors, electrical, rectangular, with sealed and non-sealed rear, plastic housing, locking device, operating temperatures -55 °C to 175 °C — Part 002: Specification of performance and contact arrangements*

3 Terms and definitions

For the purposes of this standard, the terms and definitions given in EN 2591-100 apply.

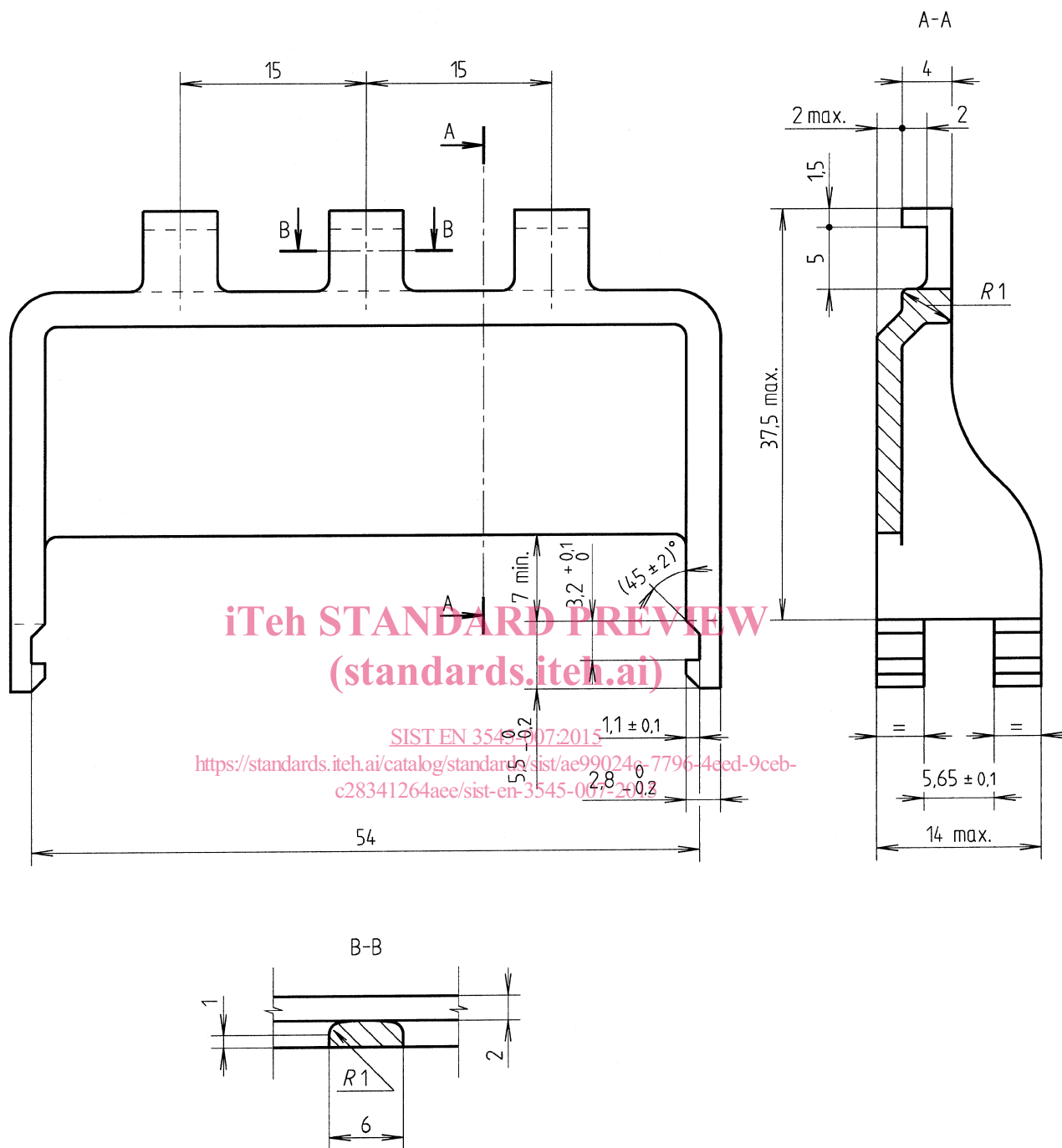
4 Required characteristics**4.1 Dimensions, mass**

The dimensions of attachment system are given in Figure 1, Figure 2, Figure 3 or Figure 4.

Dimensions and tolerances are in millimetres.

Mass:	6 g max. for model Code D
	9 g max. for model Code E
	12 g max. for model Code G
	16,5 g max. for model Code H

Model Code D

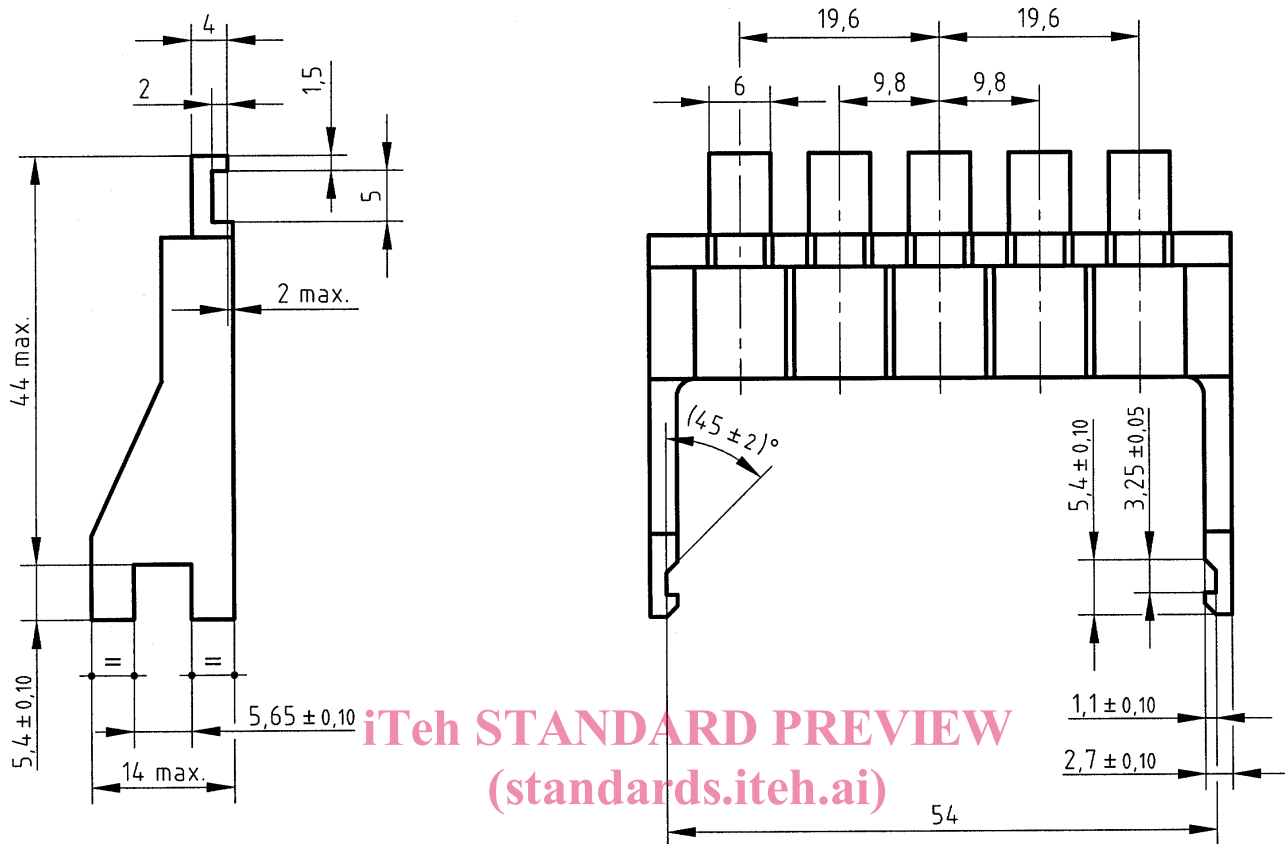


General tolerance: $\pm 0,2$

Figure 1 — Dimensions of model Code D

EN 3545-007:2014 (E)

Model Code E



iTeh STANDARD PREVIEW
(standards.iteh.ai)

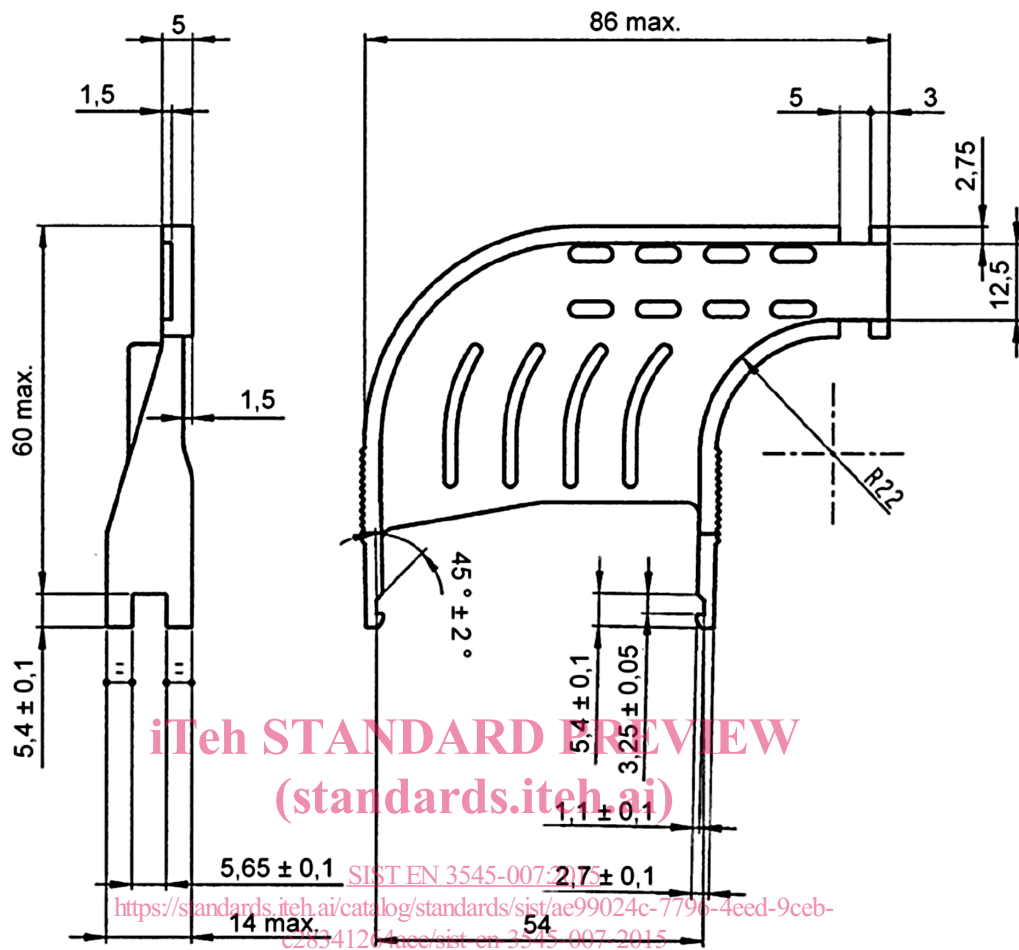
SIST EN 3545-007:2015

General tolerance: ± 0,2

<https://standards.iteh.ai/catalog/standards/sist/ae99024c-7796-4eed-9ceb-c28341264aee/sist-en-3545-007-2015>

Figure 2 — Dimensions of model Code E

Model code G



General tolerance: $\pm 0,2$

NOTE This backshell can be used only with cable gauge 26 to 12.

Figure 3 — Dimensions of model Code G