



SLOVENSKI STANDARD
SIST EN 303 681-3 V1.1.2:2020

01-september-2020

Radijski sistemi z možnostjo preoblikovanja (RRS) - Informacijski modeli in protokoli za radijsko opremo (RE) za splošno arhitekturo preoblikovanja programske opreme - 3. del: Splošni enotni radijski aplikacijski vmesnik (gURAI)

Reconfigurable Radio Systems (RRS) - Radio Equipment (RE) information models and protocols for generalized software reconfiguration architecture - Part 3: generalized Unified Radio Application Interface (gURAI)

iTeh STANDARD PREVIEW
(standards.iteh.ai)

[SIST EN 303 681-3 V1.1.2:2020](https://standards.iteh.ai/catalog/standards/sist/c2cd05a6-45d7-45aa-906b-3ba3048fb88f/sist-en-303-681-3-v1-1-2-2020)

[https://standards.iteh.ai/catalog/standards/sist/c2cd05a6-45d7-45aa-906b-](https://standards.iteh.ai/catalog/standards/sist/c2cd05a6-45d7-45aa-906b-3ba3048fb88f/sist-en-303-681-3-v1-1-2-2020)

[3ba3048fb88f/sist-en-303-681-3-v1-1-2-2020](https://standards.iteh.ai/catalog/standards/sist/c2cd05a6-45d7-45aa-906b-3ba3048fb88f/sist-en-303-681-3-v1-1-2-2020)

Ta slovenski standard je istoveten z: ETSI EN 303 681-3 V1.1.2 (2020-06)

ICS:

33.060.01	Radijske komunikacije na splošno	Radiocommunications in general
35.200	Vmesniška in povezovalna oprema	Interface and interconnection equipment

SIST EN 303 681-3 V1.1.2:2020 **en**

iTeh STANDARD PREVIEW
(standards.iteh.ai)

SIST EN 303 681-3 V1.1.2:2020

<https://standards.iteh.ai/catalog/standards/sist/c2cd05a6-45d7-45aa-906b-3ba3048fbb8f/sist-en-303-681-3-v1-1-2-2020>

ETSI EN 303 681-3 V1.1.2 (2020-06)



**Reconfigurable Radio Systems (RRS);
Radio Equipment (RE) information models and protocols
for generalized software reconfiguration architecture;
Part 3: generalized Unified Radio Application Interface (gURAI)**

SIST EN 303 681-3 V1.1.2:2020
<https://standards.iteh.ai/catalog/standards/sist/c2cd05a6-45d7-45aa-906b-3ba3048fbb8f/sist-en-303-681-3-v1-1-2-2020>

Reference

REN/RRS-0230

Keywords

interface, radio, SDR

ETSI

650 Route des Lucioles
F-06921 Sophia Antipolis Cedex - FRANCE

Tel.: +33 4 92 94 42 00 Fax: +33 4 93 65 47 16

Siret N° 348 623 562 00017 - NAF 742 C
Association à but non lucratif enregistrée à la
Sous-Préfecture de Grasse (06) N° 7803/88

iTeh STANDARD PREVIEW
(standards.iteh.ai)

Important notice

<https://standards.iteh.ai/catalog/standards/sist/c2cd05a6-45d7-45aa-906b-3b9a144816b3/sist-en-303-681-3-v1-1-2-2020>
The present document can be downloaded from:
<http://www.etsi.org/standards-search>

The present document may be made available in electronic versions and/or in print. The content of any electronic and/or print versions of the present document shall not be modified without the prior written authorization of ETSI. In case of any existing or perceived difference in contents between such versions and/or in print, the prevailing version of an ETSI deliverable is the one made publicly available in PDF format at www.etsi.org/deliver.

Users of the present document should be aware that the document may be subject to revision or change of status. Information on the current status of this and other ETSI documents is available at <https://portal.etsi.org/TB/ETSIDeliverableStatus.aspx>

If you find errors in the present document, please send your comment to one of the following services:
<https://portal.etsi.org/People/CommiteeSupportStaff.aspx>

Copyright Notification

No part may be reproduced or utilized in any form or by any means, electronic or mechanical, including photocopying and microfilm except as authorized by written permission of ETSI.

The content of the PDF version shall not be modified without the written authorization of ETSI.

The copyright and the foregoing restriction extend to reproduction in all media.

© ETSI 2020.
All rights reserved.

DECT™, **PLUGTESTS™**, **UMTS™** and the ETSI logo are trademarks of ETSI registered for the benefit of its Members.
3GPP™ and **LTE™** are trademarks of ETSI registered for the benefit of its Members and of the 3GPP Organizational Partners.

oneM2M™ logo is a trademark of ETSI registered for the benefit of its Members and of the oneM2M Partners.

GSM® and the GSM logo are trademarks registered and owned by the GSM Association.

Contents

Intellectual Property Rights	4
Foreword.....	4
Modal verbs terminology.....	4
1 Scope	5
2 References	5
2.1 Normative references	5
2.2 Informative references.....	5
3 Definition of terms, symbols and abbreviations.....	6
3.1 Terms.....	6
3.2 Symbols.....	7
3.3 Abbreviations	7
4 Introduction	8
5 System Identification.....	10
5.1 Radio Computer Structure	10
5.2 gURAI System Requirement Mapping.....	10
6 Notational Tools	11
6.1 Notational Tool for Information Model Classes.....	11
6.2 Notational Tool for Interface Classes.....	11
7 Information Model for Radio Computer	12
7.1 Radio Computer	12
7.2 Class Definitions for Information Model	15
8 Interface Definition	21
8.1 Interface Overview.....	21
8.2 Radio Application Management Services.....	22
8.2.1 Overview on Radio Application Management Services	22
8.2.2 Messages for Radio Application Management Services.....	23
8.3 User Data Flow Services	23
8.3.1 Overview on User Data Flow Services	23
8.3.2 Messages for User Data Flow Services.....	24
8.4 Multiradio Control Services	24
8.4.1 Overview on Multiradio Control Services	24
8.4.2 Messages for Multiradio Control Services.....	25
8.5 Class Definitions for Interface.....	25
Annex A (informative): Abstract Data Definitions.....	27
Annex B (informative): gURAI Qualification Methods for Validation.....	31
History	32

Intellectual Property Rights

Essential patents

IPRs essential or potentially essential to normative deliverables may have been declared to ETSI. The information pertaining to these essential IPRs, if any, is publicly available for **ETSI members and non-members**, and can be found in ETSI SR 000 314: "*Intellectual Property Rights (IPRs); Essential, or potentially Essential, IPRs notified to ETSI in respect of ETSI standards*", which is available from the ETSI Secretariat. Latest updates are available on the ETSI Web server (<https://ipr.etsi.org/>).

Pursuant to the ETSI IPR Policy, no investigation, including IPR searches, has been carried out by ETSI. No guarantee can be given as to the existence of other IPRs not referenced in ETSI SR 000 314 (or the updates on the ETSI Web server) which are, or may be, or may become, essential to the present document.

Trademarks

The present document may include trademarks and/or tradenames which are asserted and/or registered by their owners. ETSI claims no ownership of these except for any which are indicated as being the property of ETSI, and conveys no right to use or reproduce any trademark and/or tradename. Mention of those trademarks in the present document does not constitute an endorsement by ETSI of products, services or organizations associated with those trademarks.

Foreword

This European Standard (EN) has been produced by ETSI Technical Committee Reconfigurable Radio Systems (RRS).

The present document is part 3 of a multi-part deliverable covering the Radio Equipment (RE) information models and protocols, as identified below:

- Part 1: "generalized Multiradio Interface (gMURI)";
 Part 2: "generalized Reconfigurable Radio Frequency Interface (gRRFI)";
Part 3: "generalized Unified Radio Application Interface (gURAI)";
 Part 4: "generalized Radio Programming Interface (gRPI)".

National transposition dates	
Date of adoption of this EN:	22 June 2020
Date of latest announcement of this EN (doa):	30 September 2020
Date of latest publication of new National Standard or endorsement of this EN (dop/e):	31 March 2021
Date of withdrawal of any conflicting National Standard (dow):	31 March 2021

Modal verbs terminology

In the present document "**shall**", "**shall not**", "**should**", "**should not**", "**may**", "**need not**", "**will**", "**will not**", "**can**" and "**cannot**" are to be interpreted as described in clause 3.2 of the [ETSI Drafting Rules](#) (Verbal forms for the expression of provisions).

"**must**" and "**must not**" are **NOT** allowed in ETSI deliverables except when used in direct citation.

1 Scope

The scope of the present document is to define an information model and protocol for unified radio application interface for radio equipment reconfiguration except for reconfigurable mobile devices which are covered in [i.6] to [i.11]. The work is based on the Use Cases defined in ETSI TR 103 585 [i.1], on the system requirements defined in ETSI EN 303 641 [1] and on the radio reconfiguration related architecture for reconfigurable RE defined in ETSI EN 303 648 [i.2].

The present document will be based on ETSI EN 303 146-3 [i.10] and provide a generalized interface definition for the generalized Unified Radio Application Interface.

2 References

2.1 Normative references

References are either specific (identified by date of publication and/or edition number or version number) or non-specific. For specific references, only the cited version applies. For non-specific references, the latest version of the referenced document (including any amendments) applies.

Referenced documents which are not found to be publicly available in the expected location might be found at <https://docbox.etsi.org/Reference/>.

NOTE: While any hyperlinks included in this clause were valid at the time of publication, ETSI cannot guarantee their long term validity.

The following referenced documents are necessary for the application of the present document.

- [1] ETSI EN 303 641: "Reconfigurable Radio Systems (RRS); Radio Equipment (RE) reconfiguration requirements". [SIST EN 303 681-3 V1.1.2:2020
https://standards.iteh.ai/catalog/standards/sist/c2cd05a6-45d7-45aa-906b-3ba3048fbb8f/sist-en-303-681-3-v1-1-2-2020](https://standards.iteh.ai/catalog/standards/sist/c2cd05a6-45d7-45aa-906b-3ba3048fbb8f/sist-en-303-681-3-v1-1-2-2020)

2.2 Informative references

References are either specific (identified by date of publication and/or edition number or version number) or non-specific. For specific references, only the cited version applies. For non-specific references, the latest version of the referenced document (including any amendments) applies.

NOTE: While any hyperlinks included in this clause were valid at the time of publication, ETSI cannot guarantee their long term validity.

The following referenced documents are not necessary for the application of the present document but they assist the user with regard to a particular subject area.

- [i.1] ETSI TR 103 585: "Reconfigurable Radio Systems (RRS); Radio Equipment (RE) reconfiguration use cases".
- [i.2] ETSI EN 303 648: "Reconfigurable Radio Systems (RRS); Radio Equipment (RE) reconfiguration architecture".
- [i.3] IEEE 1900.4TM-2009: "IEEE Standard for Architectural Building Blocks Enabling Network-Device Distributed Decision Making for Optimized Radio Resource Usage in Heterogeneous Wireless Access Networks".
- [i.4] Recommendation ITU-T X.680: "Information technology - Abstract Syntax Notation One (ASN.1): Specification of basic notation".
- [i.5] Directive 2014/53/EU of the European Parliament and of the Council of 16 April 2014 on the harmonisation of the laws of the Member States relating to the making available on the market of Radio Equipment and repealing Directive 1999/5/EC.

- [i.6] ETSI EN 302 969: "Reconfigurable Radio Systems (RRS); Radio Reconfiguration related Requirements for Mobile Devices".
- [i.7] ETSI EN 303 095: "Reconfigurable Radio Systems (RRS); Radio reconfiguration related architecture for Mobile Devices (MD)".
- [i.8] ETSI EN 303 146-1: "Reconfigurable Radio Systems (RRS); Mobile Device (MD) information models and protocols; Part 1: Multiradio Interface (MURI)".
- [i.9] ETSI EN 303 146-2: "Reconfigurable Radio Systems (RRS); Mobile Device (MD) information models and protocols; Part 2: Reconfigurable Radio Frequency Interface (RRFI)".
- [i.10] ETSI EN 303 146-3: "Reconfigurable Radio Systems (RRS); Mobile Device (MD) information models and protocols; Part 3: Unified Radio Application Interface (URAI)".
- [i.11] ETSI EN 303 146-4: "Reconfigurable Radio Systems (RRS); Mobile Device (MD) information models and protocols; Part 4: Radio Programming Interface (RPI)".
- [i.12] ETSI EN 303 681-1: "Reconfigurable Radio Systems (RRS); Radio Equipment (RE) information models and protocols for generalized software reconfiguration architecture; Part 1: generalized Multiradio Interface (gMURI)".
- [i.13] ETSI EN 303 681-2: "Reconfigurable Radio Systems (RRS); Radio Equipment (RE) information models and protocols for generalized software reconfiguration architecture; Part 2: generalized Reconfigurable Radio Frequency Interface (gRRFI)".
- [i.14] ETSI EN 303 681-4: "Reconfigurable Radio Systems (RRS); Radio Equipment (RE) information models and protocols for generalized software reconfiguration architecture; Part 4: generalized Radio Programming Interface (gRPI)".



3 Definition of terms, symbols and abbreviations

SIST EN 303 681-3 V1.1.2:2020

<https://standards.itech.ai/catalog/standards/sist/c2cd05a6-45d7-45aa-906b-3ba3048fbb8f/sist-en-303-681-3-v1-1-2-2020>

3.1 Terms

For the purposes of the present document, the following terms apply:

association: logical communication link to a Radio Access Network or a peer equipment

NOTE 1: Typically, some control signalling is necessary to maintain the association. No user data transfer may occur with only an association present, but a data flow may be established into an association for this purpose.

NOTE 2: Peer equipment is any communication counterpart of a reconfigurable Radio Equipment. It can be reached by establishing a logical communication link (i.e. an association) between the reconfigurable Radio Equipment and peer equipment.

channel: designated part of the information transfer capability having specified characteristics, provided at the user network interface

NOTE: It is the over-the-air wireless propagation channel which is used to convey an information signal from transmitter to receiver. This definition is specified in ETSI EN 303 648 [i.2].

Communication Services Layer (CSL): layer related to communication services supporting generic applications

NOTE: A communication services layer supports generic applications like Internet access. In the present document, it consists of Administrator, Mobility Policy Manager (MPM), Networking stack and Monitor.

link: connection from one location to another through a given Radio Access Technology for the purpose of transmitting and receiving digital information

Radio Application (RA): software which enforces the generation of the transmit RF signals or the decoding of the receive RF signals

NOTE 1: The Software is executed on a particular radio platform or an RVM as part of the radio platform.

NOTE 2: RAs might have different forms of representation. They are represented as:

- source codes including Radio Library calls of Radio Library native implementation and Radio HAL calls;
- IRs including Radio Library calls of Radio Library native implementation and radio HAL calls;
- Executable codes for a particular radio platform.

radio computer: part of Radio Equipment hardware working under ROS control and on which RAs are executed

NOTE: A Radio Computer typically includes programmable processors, hardware accelerators, peripherals, software, etc. RF part is considered to be part of peripherals.

Radio Control Framework (RCF): control framework which, as a part of the OS, extends OS capabilities in terms of radio resource management

NOTE: RCF is a control framework which consists of Configuration Manager (CM), Radio Connection Manager (RCM), Flow Controller (FC) and Multiradio Controller (MRC). The Resource Manager (RM) is typically part of OS.

Radio Equipment (RE): *"an electrical or electronic product, which intentionally emits and/or receives radio waves for the purpose of radio communication and/or radiodetermination, or an electrical or electronic product which must be completed with an accessory, such as antenna, so as to intentionally emit and/or receive radio waves for the purpose of radio communication and/or radiodetermination"*.

NOTE: The definition above is as defined in the Radio Equipment Directive, Article 2(1)(1) [i.5].

reconfigurable mobile device: mobile device with radio communication capabilities providing support for radio reconfiguration

NOTE: Reconfigurable mobile devices include but are not limited to: smartphones, feature phones, tablets, and laptops.

reconfigurable Radio Equipment: Radio Equipment with radio communication capabilities providing support for radio reconfiguration

NOTE: Reconfigurable Radio Equipment includes Smartphones, Feature phones, Tablets, Laptops, Connected Vehicle communication platform, Network platform, IoT device, etc.

Unified Radio Application (URA): Radio Application which complies with the reconfigurable RE framework defined in the present document

3.2 Symbols

Void.

3.3 Abbreviations

For the purposes of the present document, the following abbreviations apply:

ASN.1	Abstract Syntax Notation One
BLER	BLOCK Error Rate
CM	Configuration Manager
CSL	Communication Services Layer
FC	Flow Controller
gMURI	generalized Multiradio Interface
gRPI	generalized Radio Programming Interface

gRRFI	generalized Reconfigurable Radio Frequency Interface
gURAI	generalized Unified Radio Application Interface
ID	IDentification
IR	Intermediate Representation
ITU-T	International Telecommunication Union Telecommunication standardization sector
MPM	Mobility Policy Manager
MRC	MultiRadio Controller
OS	Operating System
RA	Radio Application
RAN	Radio Access Network
RAP	Radio Application Package
RAT	Radio Access Technology
RCF	Radio Control Framework
RCID	Radio Computer IDentification
RCM	Radio Connection Manager
RE	Radio Equipment
RF	Radio Frequency
RM	Resource Manager
ROS	Radio Operating System
RX	Receiver
SINR	Signal to Interference plus Noise Ratio
TX	Transmitter
UML	Unified Modelling Language
URA	Unified Radio Applications

4 Introduction

STANDARD PREVIEW
(standards.iteh.ai)

A reconfigurable RE is capable of running multiple radios simultaneously, changing the set of radios by loading new Radio Application Packages (RAP) and setting their parameters. All Radio Applications (RAs) are called Unified Radio Applications (URAs) when they exhibit a common behaviour from the reconfigurable RE's point of view in ETSI EN 303 648 [i.2]. In order to run multiple URAs, the reconfigurable RE will include Communication Services Layer (CSL), Radio Control Frameworks (RCFs), Radio Platforms and 4 sets of interfaces for their interconnection.

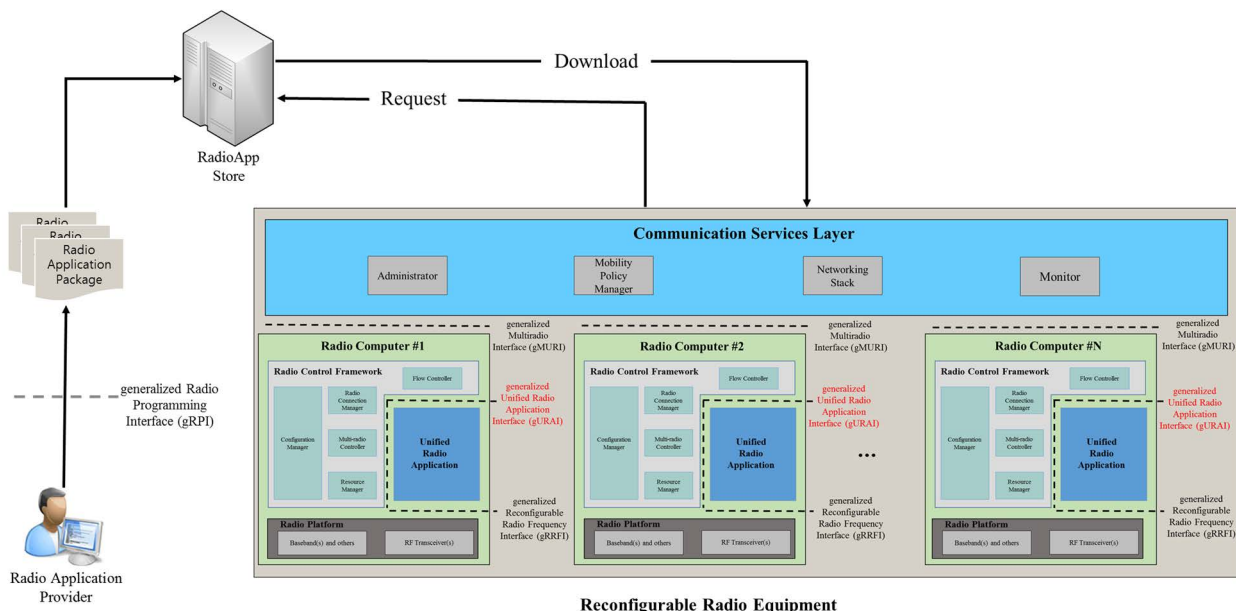


Figure 4.1: Four sets of interfaces for Reconfigurable RE

Figure 4.1 illustrates the Reconfigurable RE architecture with the 4 sets of interfaces, i.e.:

- gMURI for interfacing CSL and RCF (in ETSI EN 303 681-1 [i.12]).

- gRRFI for interfacing URA and RF Transceiver (in ETSI EN 303 681-2 [i.13]).
- gURAI for interfacing URA and RCF which is the scope of the present document.
- gRPI for allowing an independent and uniform production of RAs (in ETSI EN 303 681-4 [i.14]).

The present document defines gURAI.

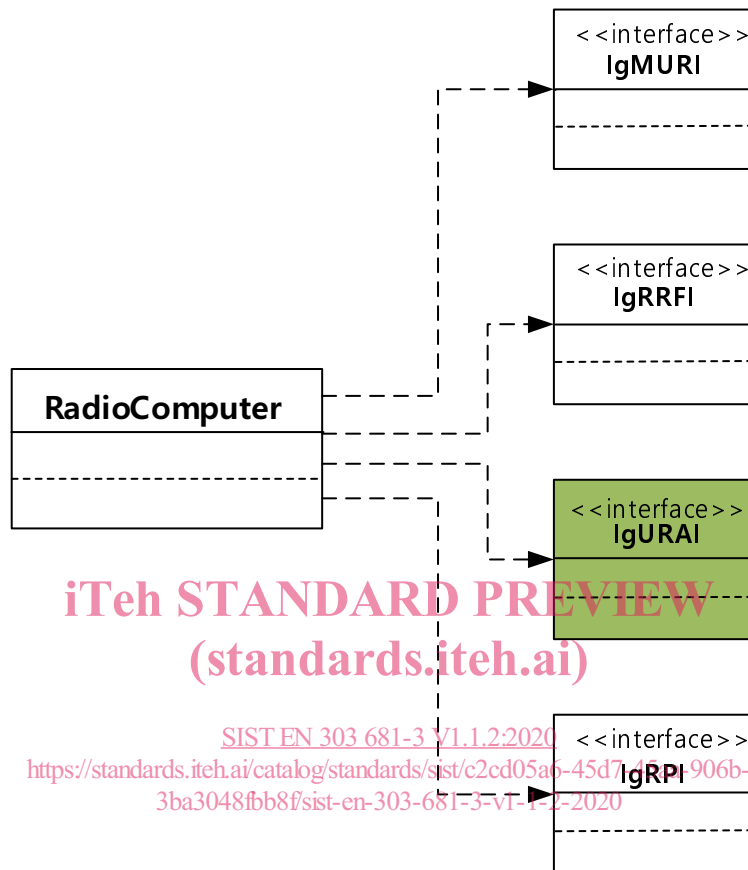


Figure 4.2: UML class diagram for Radio Computer interfaces

Figure 4.2 illustrates UML class diagram for Radio Computer interfaces. The reconfigurable RE may be seen as a set of multiple Radio Computers where individual URAs are engineered as software entities in ETSI EN 303 648 [i.2].

The present document is organized as follows:

- clause 5 describes the system identification;
- clause 6 describes the notational tool for defining both information model classes and interface classes;
- clause 7 describes the information model for radio computer; and
- clause 8 describes the interface definition.

While UML is used for defining the information model and protocol related to gURAI, other modelling languages could be used as well.

5 System Identification

5.1 Radio Computer Structure

Figure 5.1 illustrates how RCF and URA interact with each other using gURAI.

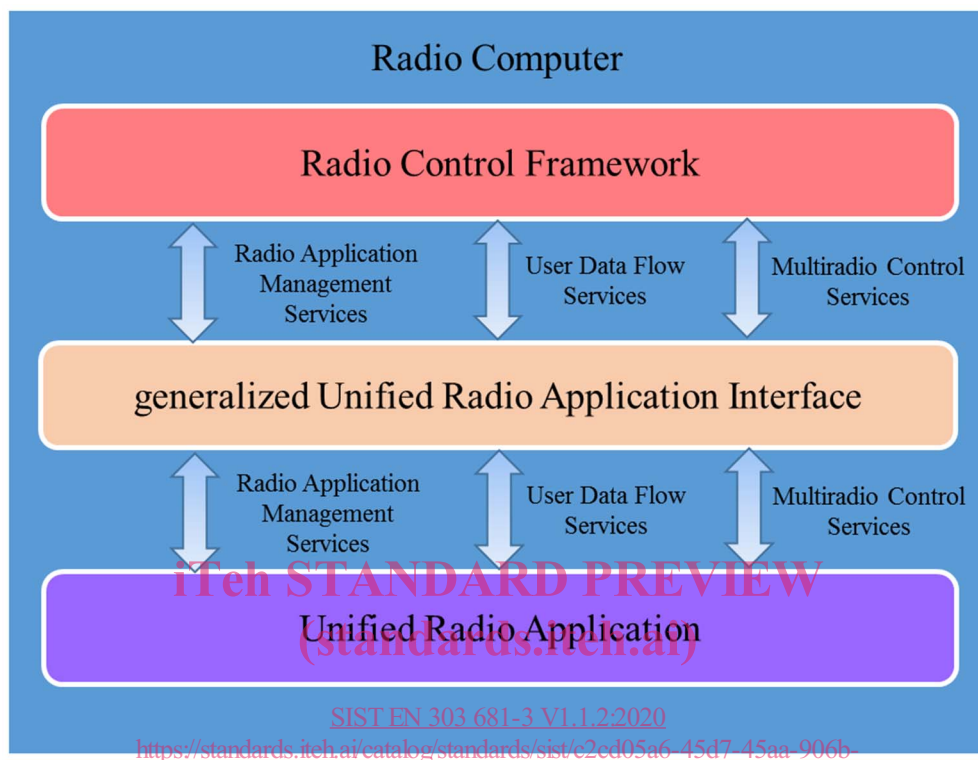


Figure 5.1: Interconnection between RCF and URA using gURAI for Reconfigurable RE

As shown in figure 5.1, gURAI supports 3 kinds of services:

- **Radio Application Management Services**
 - These services are used by Radio Connection Manager (RCM) which is included in the RCF, to control URA functions such as reporting of discovered Peer Equipment's, creating/terminating association with Peer Equipment, starting/stopping communication with Peer Equipment, etc.
- **User Data Flow Services**
 - These services are used by Flow Controller (FC) which is included in the RCF, to transmit user data to URA, or used by URA to transmit received user data to FC. These services also include management of data flow, which is provided by FC.
- **Multiradio Control Services**
 - These services are used by Multiradio Controller (MRC) which is included in RCF, to manage spectral resource usage.

The RCF and URA are defined in ETSI EN 303 648 [1.2].

5.2 gURAI System Requirement Mapping

The Radio Computer components above described shall support the gURAI system requirements shown in table 5.1 and described in clause 6 of ETSI EN 303 641 [1].