
**Road Vehicles — Glow-plugs with
conical seating and their cylinder
head housing —**

**Part 2:
Basic characteristics and dimensions
for ceramic-sheath-type glow-plugs**

iTeh STANDARD PREVIEW

(standards.iteh.ai)
*Véhicules routiers — Bougies de préchauffage à fourreau et à siège
conique et leur logement dans la culasse —*

*Partie 2: Caractéristiques de base et dimensions des bougies de
préchauffage à fourreau de type céramique*
<https://standards.iteh.ai/catalog/standards/sis/7c790617-2db7-4504-9d1e-8743afc5589f/iso-17447-2-2015>



iTeh STANDARD PREVIEW
(standards.iteh.ai)

ISO 17447-2:2015

<https://standards.iteh.ai/catalog/standards/sist/7c750617-1a97-4364-9d2c-8743afc5589f/iso-17447-2-2015>



COPYRIGHT PROTECTED DOCUMENT

© ISO 2015, Published in Switzerland

All rights reserved. Unless otherwise specified, no part of this publication may be reproduced or utilized otherwise in any form or by any means, electronic or mechanical, including photocopying, or posting on the internet or an intranet, without prior written permission. Permission can be requested from either ISO at the address below or ISO's member body in the country of the requester.

ISO copyright office
Ch. de Blandonnet 8 • CP 401
CH-1214 Vernier, Geneva, Switzerland
Tel. +41 22 749 01 11
Fax +41 22 749 09 47
copyright@iso.org
www.iso.org

Contents

	Page
Foreword	iv
Introduction	v
1 Scope	1
2 Normative references	1
3 Terms and definitions	1
4 Dimensions and tolerances	2
4.1 Threads-dimension limits and tolerances	2
4.2 Glow-plugs	3
4.2.1 General	3
4.2.2 Heating elements	3
4.2.3 Electrical connection	4
4.2.4 Dimensions for M10 and M8 glow-plugs	4
4.3 Cylinder head housing dimensions	4
4.3.1 General	4
4.3.2 Housing dimensions	5
5 Installation tightening torque	5
Annex A (normative) Pin terminal dimensions	7
Bibliography	9

iTeh STANDARD PREVIEW
(standards.iteh.ai)

[ISO 17447-2:2015](https://standards.iteh.ai/catalog/standards/sist/7c750617-1a97-4364-9d2c-8743afc5589f/iso-17447-2-2015)

<https://standards.iteh.ai/catalog/standards/sist/7c750617-1a97-4364-9d2c-8743afc5589f/iso-17447-2-2015>

Foreword

ISO (the International Organization for Standardization) is a worldwide federation of national standards bodies (ISO member bodies). The work of preparing International Standards is normally carried out through ISO technical committees. Each member body interested in a subject for which a technical committee has been established has the right to be represented on that committee. International organizations, governmental and non-governmental, in liaison with ISO, also take part in the work. ISO collaborates closely with the International Electrotechnical Commission (IEC) on all matters of electrotechnical standardization.

The procedures used to develop this document and those intended for its further maintenance are described in the ISO/IEC Directives, Part 1. In particular the different approval criteria needed for the different types of ISO documents should be noted. This document was drafted in accordance with the editorial rules of the ISO/IEC Directives, Part 2 (see www.iso.org/directives).

Attention is drawn to the possibility that some of the elements of this document may be the subject of patent rights. ISO shall not be held responsible for identifying any or all such patent rights. Details of any patent rights identified during the development of the document will be in the Introduction and/or on the ISO list of patent declarations received (see www.iso.org/patents).

Any trade name used in this document is information given for the convenience of users and does not constitute an endorsement.

For an explanation on the meaning of ISO specific terms and expressions related to conformity assessment, as well as information about ISO's adherence to the WTO principles in the Technical Barriers to Trade (TBT), see the following URL: [Foreword — Supplementary information](#).

The committee responsible for this document is ISO/TC 22, Road vehicles, Subcommittee SC 32, Electrical and electronic components and general system aspects.

ISO 17447 consists of the following parts, under the general title *Road Vehicles — Glow-plugs with conical seating and their cylinder head housing*:

- Part 1: Basic characteristics and dimensions for metal-sheath-type glow-plugs
- Part 2: Basic characteristics and dimensions for ceramic-sheath-type glow-plugs
- Part 3: Tests and requirements

Introduction

The purpose of this International Standard is to provide a compact and concise specification on glow-plugs and their cylinder head housings, which is to replace the existing single standards on each type of glow-plugs.

It is intended to specify the main properties, the design requirements, and the dimensions of most of the existing types of glow-plugs and their cylinder head housings. It is to enable the user to work with one comprehensive document valid for most types of glow-plugs instead of a number of standards, each of them specified for one type only.

ISO 17447-1 covers basic characteristics and dimensions for metal-sheath-type glow-plugs. This part of ISO 17447 covers basic characteristics and dimensions for ceramic-sheath-type glow-plugs. Tests and requirements are defined in ISO 17447-3.

It is intended to withdraw the following standards on glow-plugs and their cylinder head housing as soon as this part of ISO 17447 is published:

ISO 6550-1, ISO 6550-2, ISO 6550-3, ISO 6550-4, ISO 7578.

iTeh STANDARD PREVIEW (standards.iteh.ai)

[ISO 17447-2:2015](https://standards.iteh.ai/catalog/standards/sist/7c750617-1a97-4364-9d2c-8743afc5589f/iso-17447-2-2015)

<https://standards.iteh.ai/catalog/standards/sist/7c750617-1a97-4364-9d2c-8743afc5589f/iso-17447-2-2015>

iTeh STANDARD PREVIEW
(standards.iteh.ai)

ISO 17447-2:2015

<https://standards.iteh.ai/catalog/standards/sist/7c750617-1a97-4364-9d2c-8743afc5589f/iso-17447-2-2015>

Road Vehicles — Glow-plugs with conical seating and their cylinder head housing —

Part 2: Basic characteristics and dimensions for ceramic-sheath-type glow-plugs

1 Scope

This part of ISO 17447 specifies the main properties and dimensions of ceramic-sheath-type glow-plugs, including the terminals and the dimensions of their cylinder head housings, for use with diesel (compression ignition) engines.

2 Normative references

The following documents, in whole or in part, are normatively referenced in this document and are indispensable for its application. For dated references, only the edition cited applies. For undated references, the latest edition of the referenced document (including any amendments) applies.

ISO 68-1, *ISO general purpose screw threads — Basic profile — Part 1: Metric screw threads*

ISO 261, *ISO general purpose metric screw threads — General plan*

ISO 965-1:2013, *ISO general purpose metric screw threads — Tolerances — Part 1: Principles and basic data*

ISO 965-3, *ISO general purpose metric screw threads — Tolerances — Part 3: Deviations for constructional screw threads*

ISO 1101, *Geometrical product specifications (GPS) — Geometrical tolerancing — Tolerances of form, orientation, location and run-out*

3 Terms and definitions

For the purpose of this document, the following terms and definitions apply.

3.1

nominal voltage

voltage as marked on the housing of the glow-plug

Note 1 to entry: The nominal voltage of the glow-plug is generally not identical to the supply voltage of the vehicle's electrical system.

3.2

test voltage

voltage(s) applied to the glow-plug under test

4 Dimensions and tolerances

4.1 Threads-dimension limits and tolerances

The threads of glow-plugs and the corresponding tapped holes in cylinder heads shall be in accordance with ISO 68-1, ISO 261, ISO 965-1, and ISO 965-3.

The tolerance class 6g shall be used for glow-plug threads. For existing designs, tolerance class 6e is also permitted. New designs shall be to tolerance class 6g.

The thread in the corresponding tapped holes in the cylinder heads shall have tolerance class 6H.

The threads, dimension limits, and tolerances of glow-plugs and the corresponding tapped holes in the cylinder head are given in [Tables 1](#) and [2](#).

Table 1 — Dimension limits

Dimensions in millimetres

Thread size	Tolerance class	Dimension	Major diameter		Pitch diameter		Minor diameter	
			max	min	max	min	max	min
M10 × 1,25	6g	Plug thread (on finished plug)	9,972	9,760	9,160	9,042	8,439	8,251 ^a
	6H	Tapped hole in the cylinder head	Not specified	10,000	9,348	9,188	8,912	8,647
M10 × 1	6g	Plug thread (on finished plug)	9,974	9,794	9,324	9,212	8,747	8,563 ^b
	6H	Tapped hole in the cylinder head	Not specified	10,000	9,500	9,350	9,153	8,917
M8 × 1	6g	Plug thread (on finished plug)	7,974	7,794	7,324	7,212	6,747	6,596 ^b
	6H	Tapped hole in the cylinder head	Not specified	8,000	7,500	7,350	7,153	6,917

^a With a root radius ≥0,125 mm (0,1 P).

^b With a root radius ≥0,1 mm (0,1 P).

Table 2 — Minor diameters and fundamental deviations for glow-plug threads

Dimensions in millimetres

Thread size	Minor diameter ^a d_{3max}	Fundamental deviation ^b es
M10 × 1,25 – 6g	$d_{3max} = (8,647 - 0,028 - 0,180) = 8,439$	0,028
M10 × 1 – 6g	$d_{3max} = (8,917 - 0,026 - 0,144) = 8,747$	0,026
M8 × 1 – 6g	$d_{3max} = (6,917 - 0,026 - 0,144) = 6,747$	0,026

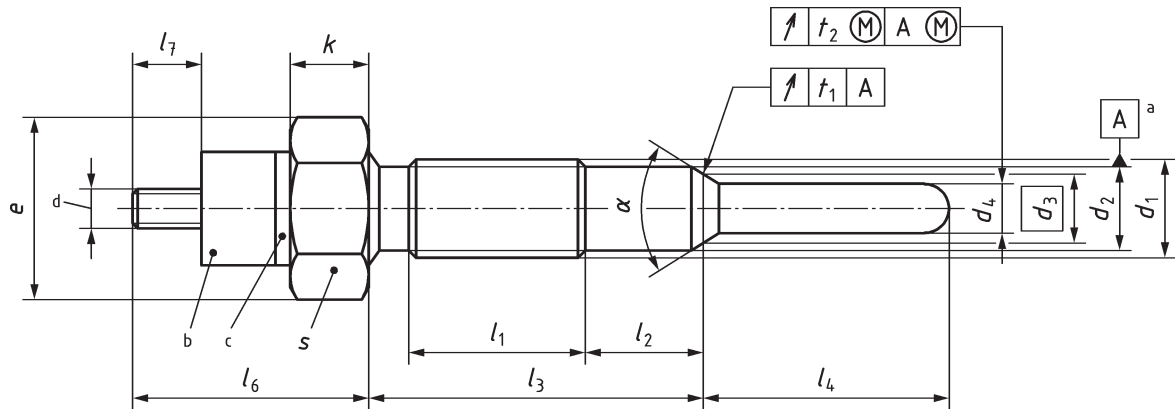
^a The maximum value of the minor diameter, d_{3max} , is calculated according to ISO 965-1:2013, Clause 11 with a truncation of H/6, in accordance with the following formula:
 $d_{3max} = D_1 - es - 2(H/4 - H/6)$

^b The fundamental deviation, es , between the pitch diameters of the thread and of the tapped hole is intended to prevent the possibility of seizure, as a result of combustion deposits on the bare threads, when removing the glow-plugs. This clearance is also intended to enable glow-plugs with threads in accordance with this part of ISO 17447 to be fitted in existing tapped holes.

4.2 Glow-plugs

4.2.1 General

Ceramic-sheath-type glow-plug dimensions and tolerances shall be as given in [Figure 1](#) and [Table 3](#). Ceramic-type glow-plugs should comply with this part of ISO 17447. However, it is allowed that products designed before the publication of this part of ISO 17447 do not comply with this part of ISO 17447.



Key

- a Major diameter, in accordance with ISO 1101.
- b Cylinder or hexagonal nut (only for threaded terminal).
- c Insulator.
- d M4 or pin terminal (for details, see [4.2.3](#)).

iTech STANDARD PREVIEW
(standards.itech.ai)

Figure 1 — Glow-plug

<https://standards.itech.ai/catalog/standards/sist/7c750617-1a97-4364-9d2c-8743afc5589f/iso-17447-2-2015>

NOTE See [Table 3](#) for dimensions.

4.2.2 Heating elements

[Figures 2](#) and [3](#) show additional heating elements.

NOTE For other dimensions, see [Figure 1](#).

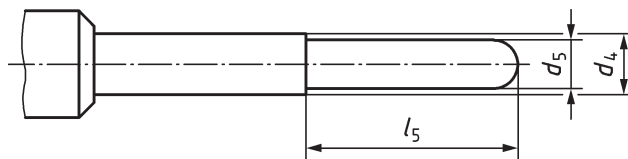


Figure 2 — Heating element: type H1

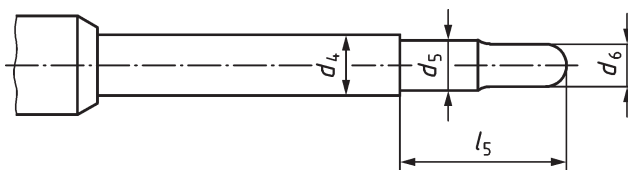


Figure 3 — Heating element: type H2