



DRAFT INTERNATIONAL STANDARD ISO/DIS 3764

ISO/TC 114

Secretariat: **SNV**

Voting begins on
2012-07-06

Voting terminates on
2012-12-06

INTERNATIONAL ORGANIZATION FOR STANDARDIZATION • МЕЖДУНАРОДНАЯ ОРГАНИЗАЦИЯ ПО СТАНДАРТИЗАЦИИ • ORGANISATION INTERNATIONALE DE NORMALISATION

Timekeeping instruments — Movements — Types, dimensions and nomenclature

Instruments horaires — Mouvements — Types, dimensions et nomenclature

[Revision of third edition (ISO 3764:2000)]

ICS 39.040.10

To expedite distribution, this document is circulated as received from the committee secretariat. ISO Central Secretariat work of editing and text composition will be undertaken at publication stage.

Pour accélérer la distribution, le présent document est distribué tel qu'il est parvenu du secrétariat du comité. Le travail de rédaction et de composition de texte sera effectué au Secrétariat central de l'ISO au stade de publication.

THIS DOCUMENT IS A DRAFT CIRCULATED FOR COMMENT AND APPROVAL. IT IS THEREFORE SUBJECT TO CHANGE AND MAY NOT BE REFERRED TO AS AN INTERNATIONAL STANDARD UNTIL PUBLISHED AS SUCH.

IN ADDITION TO THEIR EVALUATION AS BEING ACCEPTABLE FOR INDUSTRIAL, TECHNOLOGICAL, COMMERCIAL AND USER PURPOSES, DRAFT INTERNATIONAL STANDARDS MAY ON OCCASION HAVE TO BE CONSIDERED IN THE LIGHT OF THEIR POTENTIAL TO BECOME STANDARDS TO WHICH REFERENCE MAY BE MADE IN NATIONAL REGULATIONS.

RECIPIENTS OF THIS DRAFT ARE INVITED TO SUBMIT, WITH THEIR COMMENTS, NOTIFICATION OF ANY RELEVANT PATENT RIGHTS OF WHICH THEY ARE AWARE AND TO PROVIDE SUPPORTING DOCUMENTATION.

iTeh STANDARD PREVIEW
(standards.iteh.ai)
Full standard:
<https://standards.iteh.ai/catalog/standards/sist/63f8f01f-43db-42fa-8105-d8e1b44db091/iso-3764-2016>

Copyright notice

This ISO document is a Draft International Standard and is copyright-protected by ISO. Except as permitted under the applicable laws of the user's country, neither this ISO draft nor any extract from it may be reproduced, stored in a retrieval system or transmitted in any form or by any means, electronic, photocopying, recording or otherwise, without prior written permission being secured.

Requests for permission to reproduce should be addressed to either ISO at the address below or ISO's member body in the country of the requester.

ISO copyright office
Case postale 56 • CH-1211 Geneva 20
Tel. + 41 22 749 01 11
Fax + 41 22 749 09 47
E-mail copyright@iso.org
Web www.iso.org

Reproduction may be subject to royalty payments or a licensing agreement.

Violators may be prosecuted.

Contents

Page

Foreword	iv
1 Scope	1
2 Normative references	1
3 Terms and definitions	1
3.1 Diameters of movements	1
3.2 Thickness of movements	2
3.2.1 Mechanical type	2
3.2.2 Electromechanical type	2
4 Nomenclature of movements and their dimensions	3
4.1 Type 1: Round movement	3
4.2 Type 2: Shaped round movement	4
4.3 Type 3: Round movement with double cutting	5
4.4 Type 4: 5 1/2''' movement	6
4.5 Type 5: 6 3/4 x 8''' movement	7
5 Nomenclature for thickness of movements	8
5.1 Mechanical movements	8
5.2 Electromechanical movements with analogue display	8

iTeh STANDARD PREVIEW
 (standards.iteh.ai)
 Full standard:
<https://standards.iteh.ai/catalog/standards/sist/43db-42fa-8105-d8e1b44db091/iso-3764-2016>

Foreword

ISO (the International Organization for Standardization) is a worldwide federation of national standards bodies (ISO member bodies). The work of preparing International Standards is normally carried out through ISO technical committees. Each member body interested in a subject for which a technical committee has been established has the right to be represented on that committee. International organizations, governmental and non-governmental, in liaison with ISO, also take part in the work. ISO collaborates closely with the International Electrotechnical Commission (IEC) on all matters of electrotechnical standardization.

International Standards are drafted in accordance with the rules given in the ISO/IEC Directives, Part 2.

The main task of technical committees is to prepare International Standards. Draft International Standards adopted by the technical committees are circulated to the member bodies for voting. Publication as an International Standard requires approval by at least 75 % of the member bodies casting a vote.

Attention is drawn to the possibility that some of the elements of this document may be the subject of patent rights. ISO shall not be held responsible for identifying any or all such patent rights.

ISO 3764 was prepared by Technical Committee ISO/TC 114, *Horology*, Subcommittee SC 7, *Overall dimensions*.

This fourth edition cancels and replaces the third edition (ISO 3764:2000), of which it constitutes a minor revision.

iTeh STANDARD PREVIEW
(standards.iteh.ai)
Full standard available at
<https://standards.iteh.ai/catalog/standards/sist/6388101f-43db-42fa-8105-d8e1b44db091/iso-3764-2011>

Timekeeping instruments — Movements — Types, dimensions and nomenclature

1 Scope

This International Standard specifies the types and fitting dimensions of mechanical and electromechanical watch-movements.

This International Standard is applicable to the five following types of movements:

- Type 1: round;
- Type 2: shaped round;
- Type 3: round with double cutting;
- Type 3: 5 ½'';
- Type 4: 6 ¾ × 8''.

2 Normative references

The following normative documents contain provisions which, through reference in this text, constitute provisions of this International Standard. For dated references, subsequent amendments to, or revisions of, any of these publications do not apply. However, parties to agreements based on this International Standard are encouraged to investigate the possibility of applying the most recent editions of the normative documents indicated below. For undated references, the latest edition of the normative document referred to applies. Members of ISO and IEC maintain registers of currently valid International Standards.

ISO 286-1, *ISO system of limits and fits — Part 1: Bases of tolerances, deviations and fits*

ISO 6426-2, *Horological vocabulary — Part 2: Technico-commercial definitions.*

3 Terms and definitions

For the purposes of this International Standard, the terms and definitions given in ISO 286-1 and ISO 6426-2, and the following, apply.

3.1 Diameters of movements

3.1.1

casing diameter

d_1

diameter of a plate, or an equivalent part or an assembly unit, by which the movement is located in the watch-case

NOTE The protruding elements of movement parts are not included in the casing diameter if the protrusion does not exceed 1,5 % of a diameter value and if in length it is no more than 10 % of the plate perimeter.

3.1.2

outer diameter

d_2

largest diameter of the movement, on the flange of the plate, of an equivalent part or of an assembly unit

3.2 Thickness of movements

3.2.1 Mechanical type

3.2.1.1

total thickness of the movement

l_1

thickness embracing all the movement parts, including the distance between the dial support surface and the lowest protruding part of the movement

3.2.2 Electromechanical type

3.2.2.1

total thickness of the movement without battery

l_1

thickness embracing all the movement parts, including the distance between the dial support surface and the lowest protruding part of the movement

3.2.2.2

total thickness of the movement with a battery

l_2

distance between the dial support surface and the lower battery surface

NOTE If the battery is not the most protruding part, the total movement thickness is determined as l_1 .

3.2.2.3

total thickness of the movement including a battery and its fastening clamp

l_3

distance between the dial support surface and the lower surface of the clamp

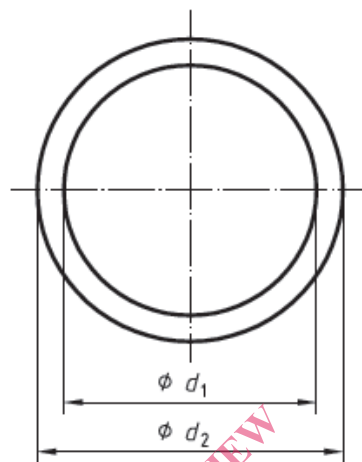
NOTE 1 If the battery with its clamp is not the most protruding part, the total movement thickness is determined as l_1 .

NOTE 2 For watches with analogue display, the total thickness of the movement does not include the projection of the hand-fastening elements nor the elements providing electrical contact with the case.

4 Nomenclature of movements and their dimensions

4.1 Type 1: Round movement

See Figure 1 and Table 1.



Key

d_1 is the casing diameter

d_2 is the outer diameter

Figure 1 — Round movement (view from the side of the bridges)

Table 1 — Type 1: Round movements

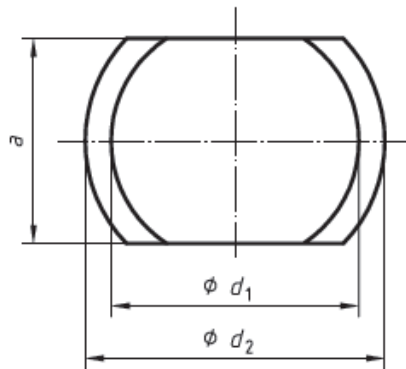
Dimensions in millimetres

d_1 tol. h8	d_2 tol. h8
10,0	10,4
12,0	12,4
13,0	13,4
15,3 *	15,7
16,0	16,4
17,2 *	17,6
19,4 *	20,0
21,0	21,6
22,0	22,6
23,3 *	23,9
24,0	24,6
25,6 *	26,2
28,0	28,6
30,0	30,6
36,0	36,8
40,0	40,8

NOTE 1 The values d_1 with an asterisk are the preferred values.
 NOTE 2 The tolerances only apply to metallic movements.
 NOTE 3 See ISO 286-1 for definition of the tolerances.

4.2 Type 2: Shaped round movement

See Figure 2 and Table 2.



Key

- a is the width
- d_1 is the casing diameter
- d_2 is the outer diameter

Figure 2 — Shaped round movement (view from the side of the bridges)

Table 2 — Type 2: Shaped round movements

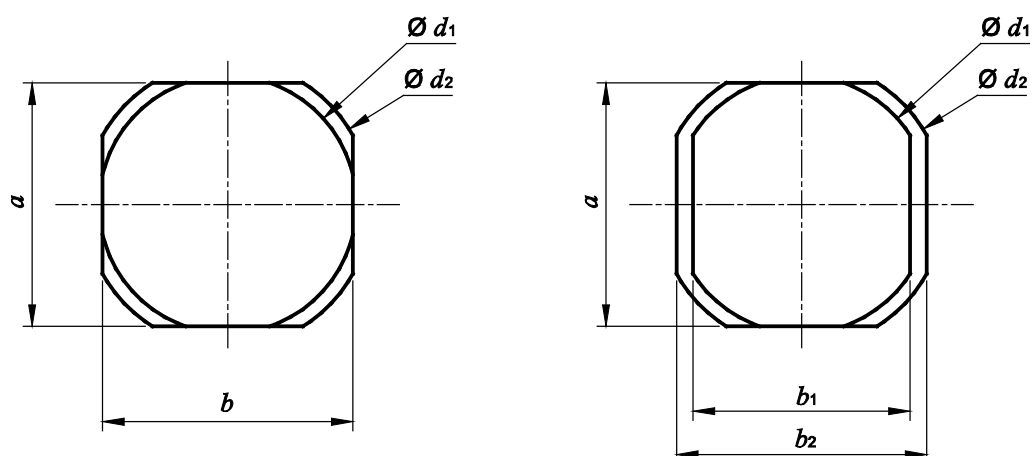
Dimensions in millimetres

d_1 tol. h8	d_2 tol. h8
10,0	10,4
13,0	13,5
15,3	15,7
17,2	17,6
17,5	17,9
19,4	20,0
23,3	23,9
25,6	26,2
26,6	27,0

NOTE 1 The tolerances only apply to metallic movements.
 NOTE 2 Width a is not specified.
 NOTE 3 See ISO 286-1 for definition of the tolerances.

4.3 Type 3: Round movement with double cutting

See Figure 3 and Table 3.



Key

a is the width

b is the length

b_1 is the fitting length

b_2 is the overall length

d_1 is the casing diameter

d_2 is the outer diameter

Figure 3 — Round movement with double cutting (view from the side of the bridges)

Table 3 — Type 3: Round movements with double cutting

Dimensions in millimetres

d_1 tol. h8	d_2 tol. h8
13,5	14,0
23,3	24,0
25,6	26,4

NOTE 1 The tolerances only apply to metallic movements.
 NOTE 2 Width a , fitting length b_1 and overall length b_2 are not specified.
 NOTE 3 See ISO 286-1 for definition of the tolerances.