

First edition
2008-10-15

AMENDMENT 1
2012-11-15
Corrected version
2013-05-01

**Welding for aerospace applications —
Qualification test for welders and
welding operators — Fusion welding
of metallic components**

AMENDMENT 1

iTeh STANDARD PREVIEW
*Soudage pour applications aérospatiales — Épreuve de
qualification pour soudeurs et opérateurs — Soudage par fusion des
composants métalliques*
(standards.iteh.ai)

AMENDEMENT 1

SIST ISO 24394:2017/Amd 1:2017

<https://standards.iteh.ai/catalog/standards/sist/7728f6f4-0d73-40fc-b028-4134bd02b4fc/sist-iso-24394-2017-amd-1-2017>



Reference number
ISO 24394:2008/Amd.1:2012(E)

© ISO 2012

iTeh STANDARD PREVIEW (standards.iteh.ai)

[SIST ISO 24394:2017/Amd 1:2017](https://standards.iteh.ai/catalog/standards/sist/7728f6f4-0d73-40fc-b028-4134bd02b4fc/sist-iso-24394-2017-amd-1-2017)

<https://standards.iteh.ai/catalog/standards/sist/7728f6f4-0d73-40fc-b028-4134bd02b4fc/sist-iso-24394-2017-amd-1-2017>



COPYRIGHT PROTECTED DOCUMENT

© ISO 2012

All rights reserved. Unless otherwise specified, no part of this publication may be reproduced or utilized otherwise in any form or by any means, electronic or mechanical, including photocopying, or posting on the internet or an intranet, without prior written permission. Permission can be requested from either ISO at the address below or ISO's member body in the country of the requester.

ISO copyright office
Case postale 56 • CH-1211 Geneva 20
Tel. + 41 22 749 01 11
Fax + 41 22 749 09 47
E-mail copyright@iso.org
Web www.iso.org

Published in Switzerland

Foreword

ISO (the International Organization for Standardization) is a worldwide federation of national standards bodies (ISO member bodies). The work of preparing International Standards is normally carried out through ISO technical committees. Each member body interested in a subject for which a technical committee has been established has the right to be represented on that committee. International organizations, governmental and non-governmental, in liaison with ISO, also take part in the work. ISO collaborates closely with the International Electrotechnical Commission (IEC) on all matters of electrotechnical standardization.

International Standards are drafted in accordance with the rules given in the ISO/IEC Directives, Part 2.

The main task of technical committees is to prepare International Standards. Draft International Standards adopted by the technical committees are circulated to the member bodies for voting. Publication as an International Standard requires approval by at least 75 % of the member bodies casting a vote.

Attention is drawn to the possibility that some of the elements of this document may be the subject of patent rights. ISO shall not be held responsible for identifying any or all such patent rights.

Amendment 1 to ISO 24394:2008 was prepared by Technical Committee ISO/TC 44, *Welding and allied processes*.

This corrected version of ISO 24394/Amd.1:2012 incorporates an updated Table 1, in which “x” replaces “—” for $D > 26$ mm in:

- iTeh STANDARD PREVIEW**
(standards.iteh.ai)
- a) TP1, PF row, butt weld columns PA and PF;
b) TP2, PF row, fillet weld column PF;
c) TP3, PF row, butt weld columns PA, PE, and PF.

Requests for official interpretations of any aspect of this amendment should be directed to the Secretariat of ISO/TC 44 via your national standards body. A complete listing of these bodies can be found at www.iso.org.

iTeh STANDARD PREVIEW
(standards.iteh.ai)

[SIST ISO 24394:2017/Amd 1:2017](https://standards.iteh.ai/catalog/standards/sist/7728f6f4-0d73-40fc-b028-4134bd02b4fc/sist-iso-24394-2017-amd-1-2017)

<https://standards.iteh.ai/catalog/standards/sist/7728f6f4-0d73-40fc-b028-4134bd02b4fc/sist-iso-24394-2017-amd-1-2017>

Welding for aerospace applications — Qualification test for welders and welding operators — Fusion welding of metallic components

AMENDMENT 1

Page 1, Clause 2

Delete footnotes 1) and 2) and their citations from ISO 4063 and ISO 6947.

Page 3, 4.1.1

Add the following paragraph at the end of the subclause.

The welding coordinator of the plant or the fabricator shall select from Table 2 the test piece as required for the production work on which the welder is to be employed. Two complementary specific test pieces (TP5 and TP6) may also be chosen as defined in 4.4 and 4.8.1.

(standards.iteh.ai)

Page 3, 4.1.3

Delete this subclause.

[SIST ISO 24394:2017/Amd 1:2017
https://standards.iteh.ai/catalog/standards/sist/7728f6f4-0d73-40fc-b028-4134bd02b4fc/sist-iso-24394-2017-amd-1-2017](https://standards.iteh.ai/catalog/standards/sist/7728f6f4-0d73-40fc-b028-4134bd02b4fc/sist-iso-24394-2017-amd-1-2017)

Page 5, Table 1

Replace the existing table with that on p. 3.

Page 6, 4.8.2

Delete “.”, add “;” at the end of “g)” and add h).

- h) qualification for welding positions that are not covered by Table 1.

Page 8, 5.1

Replace the first paragraph with the following:

The candidate shall provide documented evidence of satisfactory vision in accordance with the following requirements.

- d) Near-vision acuity shall permit reading of Times New Roman N5 maximum size or equivalent font types (Times New Roman of 5 points vertical height where 1 point = 1/72 in \equiv 0,35 mm) at not less than 30 cm with at least one eye, corrected or uncorrected. This test shall be conducted with a minimum of six single spaced random capital characters.
- e) Colour perception shall be examined, e.g. according to the Ishihara test.

Page 8, 5.2

Replace the second and third sentences and the note with the following:

The welding coordinator shall have knowledge and experience relevant to the welding process, and be acceptable to the responsible design authority or recognized examining body. The welding coordinator may authorize another person to administer the welder or welding operator qualification test.

NOTE 1 Example of relevant knowledge is International Welding Engineer (IWE) according to IIW IAB-252-11.[5]

NOTE 2 The person responsible for welder and welding operator qualification tests can differ from the person responsible for implementing 4.1.1

ITIH STANDARD PREVIEW
(standards.iteh.ai)

Page 10, Table 2

In column 2, row "TP1", add the following at the end of footnote a:
— for materials susceptible to cracking, the welding sequence may be altered.

SIST ISO 24394:2017/Amd 1:2017

<https://standards.iteh.ai/catalog/standards/sist/7738f6e4-0d73-40fc-b028-4134bd02b4fc/sist-iso-24394-2017-amd-1-2017>

Page 15, Clause 9

Replace the fourth paragraph with the following.

The person authorized to conduct the welder's qualification test shall decide if and when a new test can be taken. If the welder or welding operator fails the test, the candidate shall have additional training and/or practice.

Page 15, Clause 11

Add the following final paragraph.

Qualifications to previous revisions of this International Standard remain valid within the limits given in the preceding.

Page 16, clause 12

Replace the third paragraph with the following.

For requalification tests, actual production parts may be used to replace test pieces, if they are consistent with the requirements of the welding process, the material group and testing as identified in the respective initial qualification test, e.g. requirements given in Table 1 and Table 3.

Page 17–18, Table A.1

Replace the existing Table with that on pp. 4–5.

Pages 19–20, Table A.2

In the “**Unacceptable imperfections**” column, row 8, “Spatter”, add a superscript e, Insert the following footnote at the bottom of the footer row.

^e Spatter may be acceptable on welding processes or materials where it cannot be avoided. In such cases, the acceptability is at the discretion of the welding coordinator.

Page 30, before the bibliography

Insert Annex F, which appears on p. 6.





Page 30, Bibliography

iTech STANDARD PREVIEW
(standards.iteh.ai)

Add the following entry:

- [1] IAB-252-11, http://www.iiwelding.org/WorkingUnits/QCMB_IAB/Documents/IAB-252r1-11-SV00-Guideline-for-Personnel-with-Qualification-for-Welding-Coordination-SV.pdf *guideline for international welding engineers, technologists, specialists and practitioners — Personnel with qualification for welding coordination — Minimum requirements for the education, examination and qualification*. Available (viewed 2012-10-11) at: http://www.iiwelding.org/WorkingUnits/QCMB_IAB/Documents/IAB-252r1-11-SV00-Guideline-for-Personnel-with-Qualification-for-Welding-Coordination-SV.pdf

Table 1 — Range of qualification for welding positions

Test piece (see Table 2)	Welding position of test piece according to ISO 6947:2011	Qualified welding position														
		Plate or tube $D > 26$ mm										Tube $D \leq 26$ mm				
		Butt weld					Fillet weld					Butt weld			Fillet weld	
		PA	PC	PE	PF	PA	PB	PC	PD	PF	PA	PC	PF	PB	PD	PF
 TP1	PA	x	—	—	—	—	—	—	—	—	x ^a	—	—	—	—	—
	PC	x	x	—	—	—	—	—	—	—	—	x ^a	—	—	—	—
	PE	x	x	x	—	—	—	—	—	—	—	—	—	—	—	—
	PF	x	—	—	x	—	—	—	—	—	—	—	—	—	—	—
 TP2	PA	—	—	—	—	x	—	—	—	—	—	—	—	—	—	—
	PB	—	—	—	—	x	x	—	—	—	—	—	—	—	—	—
	PC	—	—	—	—	x	x	x	—	—	—	—	—	—	—	—
	PD	—	—	—	—	x	x	—	x	—	—	—	—	—	—	—
	PF	—	—	—	—	x	x	—	—	x	—	—	—	—	—	—
 TP3	PA	—	—	—	—	—	—	—	—	—	x ^{bc}	—	—	—	—	—
	PC	x	x	—	—	—	—	—	—	—	—	x ^c	—	—	—	—
	PF	x	—	x	x	—	—	—	—	—	x ^c	—	x ^c	—	—	—
 TP4	PB	—	—	—	—	(x)	(x)	—	—	—	—	—	—	x ^c	—	—
	PD	—	—	—	—	(x)	(x)	—	(x)	—	—	—	—	x ^c	x ^c	—
	PF	—	—	—	—	(x)	(x)	—	—	(x)	—	—	—	x ^c	—	x ^c

x indicates those welding positions for which the welder is qualified.
(x) indicates those welding positions for which the welder is qualified for welding on tube $D > 26$ mm, but not on plate.
— indicates those welding positions for which the welder is not qualified.

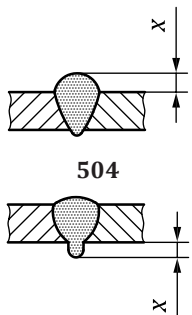
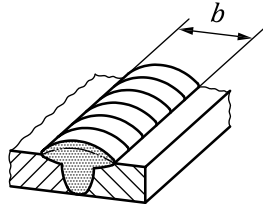
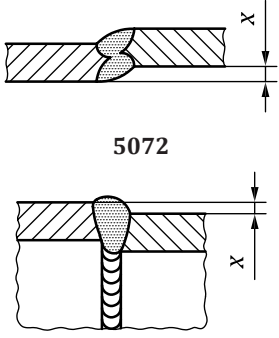
NOTE 1 Plate or sheet qualification in the PA position also qualifies for welding tubing with $D > 26$ mm in the PA position.

NOTE 2 Test pieces on tube do not qualify for sheet/plate. Tube welds do not contain weld start and stop points that are required for sheet or plate welds.

- a Only applicable for longitudinal weld on a tube.
- b Only applicable for a rotating tube with the torch in welding position PA.
- c The qualification is valid for any tube of outer diameter equal to or larger than the outer diameter of the test piece.

Table A.1 — Required dimensions and permissible deviations of form

Dimensions in millimetres

Imperfection ^a	Excess weld metal/ excess penetration		Weld width of face side		Linear misalignment
	502/504		5212		5071/5072
Illustration ^a					
Material group	A B C E	D	A B C E	D	A B C D E
Determination	$x = 0,6t + 0,6 \text{ mm}^b$	$x = 0,2t + 1,8 \text{ mm}^b$	$b = 1,8t + 5 \text{ mm}$	$b = 2t + 6 \text{ mm}$	$x = 0,1t + 0,3 \text{ mm}$ or $x = 0,5 \text{ mm}$, whichever is less
Test piece thickness, t^c	max.	max.	max.	max.	max.
0,4	0,9	1,9	5,7	6,8	0,3
0,5	0,9	1,9	5,9	7,0	0,3
0,6	1,0	2,0	6,1	7,2	0,3
0,8	1,1	2,0	6,4	7,6	0,4
1,0	1,2	2,0	6,8	8,0	0,4
1,2	1,4	2,1	7,2	8,4	0,4
1,5	1,5	2,1	7,7	9,0	0,4
1,6	1,6	2,2	7,9	9,2	0,5
1,8	1,7	2,2	8,2	9,6	0,5
2,0	1,8	2,2	8,6	10,0	0,5
2,5	2,1	2,3	9,5	11,0	0,5
3,0	2,4	2,4	10,4	12,0	0,5