
**Steel cord conveyor belts —
Longitudinal traction test —**

**Part 2:
Measurement of tensile strength**

*Courroies transporteuses à câbles d'acier — Essai de traction dans le
sens longitudinal —*

iTeh STANDARD PREVIEW
Partie 2: Mesurage de la résistance à la rupture
(standards.iteh.ai)

ISO 7622-2:2015

<https://standards.iteh.ai/catalog/standards/sist/e92e7cfd-5902-4b8d-ab9b-5ca0c8bf59f8/iso-7622-2-2015>



iTeh STANDARD PREVIEW
(standards.iteh.ai)

ISO 7622-2:2015

<https://standards.iteh.ai/catalog/standards/sist/e92e7cfd-5902-4b8d-ab9b-5ca0c8bf59f8/iso-7622-2-2015>



COPYRIGHT PROTECTED DOCUMENT

© ISO 2015, Published in Switzerland

All rights reserved. Unless otherwise specified, no part of this publication may be reproduced or utilized otherwise in any form or by any means, electronic or mechanical, including photocopying, or posting on the internet or an intranet, without prior written permission. Permission can be requested from either ISO at the address below or ISO's member body in the country of the requester.

ISO copyright office
Ch. de Blandonnet 8 • CP 401
CH-1214 Vernier, Geneva, Switzerland
Tel. +41 22 749 01 11
Fax +41 22 749 09 47
copyright@iso.org
www.iso.org

Contents

	Page
Foreword.....	iv
Introduction.....	v
1 Scope.....	1
2 Normative references.....	1
3 Principle.....	1
4 Apparatus.....	1
5 Test specimens.....	2
5.1 General.....	2
5.2 Test specimen, type A.....	2
5.3 Test specimen, type B.....	3
5.4 Test specimen, type C.....	4
6 Conditioning of test specimens.....	4
7 Procedure.....	4
8 Expression of results.....	5
9 Test report.....	5

iTeh STANDARD PREVIEW (standards.iteh.ai)

[ISO 7622-2:2015](https://standards.iteh.ai/catalog/standards/sist/e92e7cfd-5902-4b8d-ab9b-5ca0c8bf59f8/iso-7622-2-2015)

<https://standards.iteh.ai/catalog/standards/sist/e92e7cfd-5902-4b8d-ab9b-5ca0c8bf59f8/iso-7622-2-2015>

Foreword

ISO (the International Organization for Standardization) is a worldwide federation of national standards bodies (ISO member bodies). The work of preparing International Standards is normally carried out through ISO technical committees. Each member body interested in a subject for which a technical committee has been established has the right to be represented on that committee. International organizations, governmental and non-governmental, in liaison with ISO, also take part in the work. ISO collaborates closely with the International Electrotechnical Commission (IEC) on all matters of electrotechnical standardization.

The procedures used to develop this document and those intended for its further maintenance are described in the ISO/IEC Directives, Part 1. In particular the different approval criteria needed for the different types of ISO documents should be noted. This document was drafted in accordance with the editorial rules of the ISO/IEC Directives, Part 2 (see www.iso.org/directives).

Attention is drawn to the possibility that some of the elements of this document may be the subject of patent rights. ISO shall not be held responsible for identifying any or all such patent rights. Details of any patent rights identified during the development of the document will be in the Introduction and/or on the ISO list of patent declarations received (see www.iso.org/patents).

Any trade name used in this document is information given for the convenience of users and does not constitute an endorsement.

For an explanation on the meaning of ISO specific terms and expressions related to conformity assessment, as well as information about ISO's adherence to the WTO principles in the Technical Barriers to Trade (TBT) see the following URL: [Foreword - Supplementary information](#).

The committee responsible for this document is ISO/TC 41, *Pulleys and belts (including veebelts)*, Subcommittee SC 3, *Conveyor belts*.

This second edition cancels and replaces the first edition (ISO 7622-2:1984), of which it constitutes a minor revision.

ISO 7622 consists of the following parts, under the general title *Steel cord conveyor belts — Longitudinal traction test*:

- *Part 1: Measurement of elongation*
- *Part 2: Measurement of tensile strength*

Introduction

This test method is intended to verify, by destructive testing, the tensile strength of steel cords constituting the carcass of conveyor belts. As it is a destructive test, it is used only in the event of litigation or where no certificate of compliance is issued by the cord manufacturer.

iTeh STANDARD PREVIEW (standards.iteh.ai)

[ISO 7622-2:2015](https://standards.iteh.ai/catalog/standards/sist/e92e7cfd-5902-4b8d-ab9b-5ca0c8bf59f8/iso-7622-2-2015)

<https://standards.iteh.ai/catalog/standards/sist/e92e7cfd-5902-4b8d-ab9b-5ca0c8bf59f8/iso-7622-2-2015>

iTeh STANDARD PREVIEW
(standards.iteh.ai)

ISO 7622-2:2015

<https://standards.iteh.ai/catalog/standards/sist/e92e7cfd-5902-4b8d-ab9b-5ca0c8bf59f8/iso-7622-2-2015>

Steel cord conveyor belts — Longitudinal traction test —

Part 2: Measurement of tensile strength

1 Scope

This part of ISO 7622 specifies a method for the determination of the tensile strength, in the longitudinal, of steel cords constituting the carcass of conveyor belts.

It applies exclusively to conveyor belts with a steel carcass.

NOTE A method for the determination of elongation is specified in ISO 7622-1.

2 Normative references

The following documents, in whole or in part, are normatively referenced in this document and are indispensable for its application. For dated references, only the edition cited applies. For undated references, the latest edition of the referenced document (including any amendments) applies.

ISO 18573, *Conveyor belts — Test atmospheres and conditioning periods*

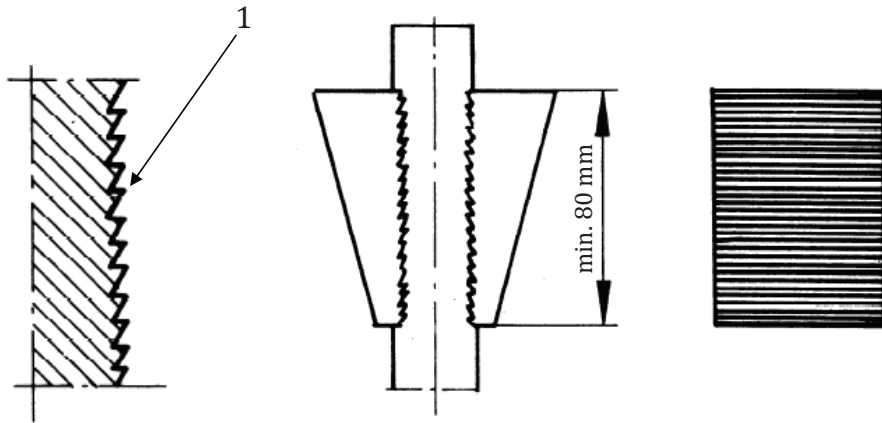
3 Principle

The traction test for breaking a test specimen is prepared in such a way that only one of the warp cords is under stress.

4 Apparatus

Dynamometric tensile testing machine, complying with the following requirements.

- a) The force exerted by the machine shall be adaptable to the strength of the test specimen. The testing machine capacity shall be such that the maximum testing load is 15 % to 85 % of the capacity of the machine.
- b) The rate of separation of the jaws shall be capable of being set at (100 ± 10) mm/min and shall be capable of being maintained constant.
- c) The separation between the jaws shall be capable of being set at least 250 mm.
- d) The form of the jaws shall be such that the test specimen is held perfectly and all possibility of slipping during the test is eliminated. For this purpose, cross-ribbed jaws (see [Figure 1](#)), with the length of the ribbed part at least 80 mm, are recommended. A small amount of slippage is allowed for rubber elongation.



Key
1 detail of ribbing

Figure 1 — Jaws

5 Test specimens

5.1 General

iTeh STANDARD PREVIEW
(standards.iteh.ai)

Cut three test specimens of the following dimensions:

- a) Length (in the longitudinal direction of the belt): length shall be given as in [Table 1](#).

ISO 7622-2:2015
<https://standards.iteh.ai/catalog/standards/sist/e92e7cfd-5902-4b8d-ab9b-5ca0c8b15918/iso-7622-2-2015>
Table 1 — Cord diameter and length

Dimensions in millimetres

Cord diameter	Length
ø0 to ø3,9	500
ø4,0 to ø5,9	700
ø6,0 to ø8,4	900
ø8,5 to ø10,4	1 200
ø10,5 to ø13,0	1 400
ø13,1 to ø15,0	1 500

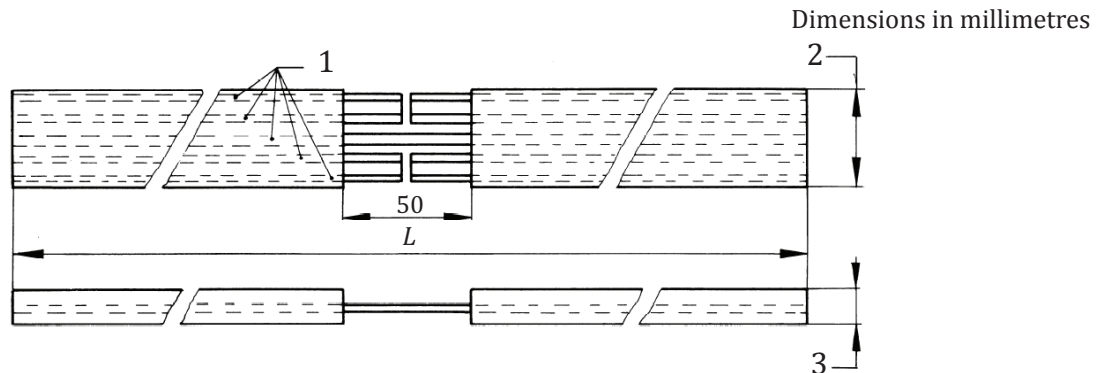
- b) Width: such that the test specimen contains five warp cords.
- c) Thickness: that of the belt, including both covers (the ends may be buffed so that they are held more securely in the jaws). If the belt is too thick to be gripped in the jaws, some part of the cover can be cut off.
- d) Test specimens shall be cut parallel to the axis of the belt and at least 50 mm from the belt edge.
- e) Three types of test specimen (A, B, and C) may be used.

5.2 Test specimen, type A

Prepare the test specimen type A shown in [Figure 2](#) as follows.

- a) Remove the covers and weft, if any, along 50 mm in the centre of the sample, so that the five warp cords are laid bare on both sides.

- b) Using, for example, shears, cut the four cords on either side of the centre cord (take care not to damage the latter).
- c) Using a knife, isolate the centre cord and its covering by cutting the compound parallel to this cord.



Key

- 1 warp cords
- 2 test specimen width
- 3 test specimen thickness
- L length of test specimen

STANDARD PREVIEW
(standards.iteh.ai)
Figure 2 — Test specimen type A

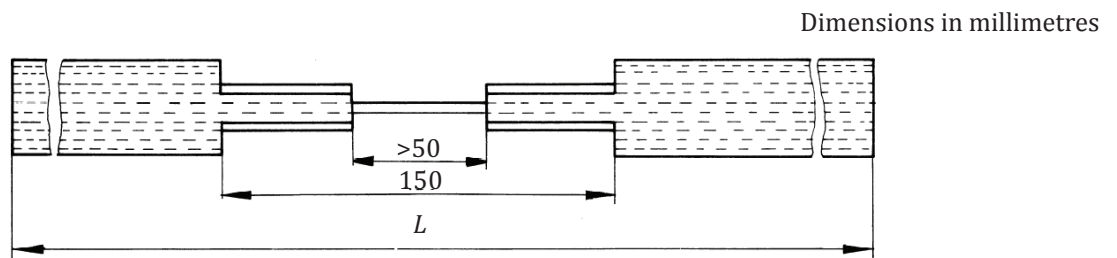
ISO 7622-2:2015

5.3 Test specimen, type B

<https://standards.iteh.ai/catalog/standards/sist/e92e7cfd-5902-4b8d-ab9b-5ca0c8bf59f8/iso-7622-2-2015>

Prepare the test specimen type B shown in Figure 3 as follows.

- a) Remove the two outer cords over a length of 150 mm.
- b) Remove the two cords on either side of the centre cord over a minimum length of 50 mm, taking the precautions cited in 5.2.



Key

- L length of test specimen

Figure 3 — Test specimen type B