

SLOVENSKI STANDARD

SIST EN 15969-1:2018

01-maj-2018

Nadomešča:

SIST EN 15969-1:2015

Cisterne za prevoz nevarnega blaga - Digitalni vmesnik za prenos podatkov med cisterno in stacionarnimi napravami - 1. del: Opredelitev protokola - Upravljanje, merjenje in zajem podatkov

Tanks for transport of dangerous goods - Digital interface for the data transfer between tank vehicle and with stationary facilities - Part 1: Protocol specification - Control, measurement and event data

Tanks für die Beförderung gefährlicher Güter - Digitale Schnittstelle für den Datenaustausch zwischen Tankfahrzeugen und stationären Einrichtungen - Teil 1: Protokollspezifikation - Steuerungs-, Mess- und Ereignisdaten

Citernes destinées au transport de matières dangereuses - Interface numérique pour le transfert de données entre des véhicules-citernes et des installations fixes - Partie 1: Spécifications du protocole - Contrôle, données de mesure et d'événements

Ta slovenski standard je istoveten z: EN 15969-1:2017

ICS:

13.300	Varstvo pred nevarnimi izdelki	Protection against dangerous goods
23.020.10	Nepremične posode in rezervoarji	Stationary containers and tanks
35.240.60	Uporabniške rešitve IT v prometu	IT applications in transport

SIST EN 15969-1:2018

en,fr,de

iTeh STANDARD PREVIEW
(standards.iteh.ai)

SIST EN 15969-1:2018

<https://standards.iteh.ai/catalog/standards/sist/11c61ca7-cc8c-401b-831d-5f19f81371c1/sist-en-15969-1-2018>

EUROPEAN STANDARD

EN 15969-1

NORME EUROPÉENNE

EUROPÄISCHE NORM

December 2017

ICS 35.240.60

Supersedes EN 15969-1:2015

English Version

Tanks for transport of dangerous goods - Digital interface for the data transfer between tank vehicle and with stationary facilities - Part 1: Protocol specification - Control, measurement and event data

Citernes destinées au transport de matières
dangereuses - Interface numérique pour le transfert de
données entre des véhicules-citernes et des
installations fixes - Partie 1: Spécifications du protocole
- Contrôle, données de mesure et d'événements

Tanks für die Beförderung gefährlicher Güter - Digitale
Schnittstelle für den Datenaustausch zwischen
Tankfahrzeugen und stationären Einrichtungen - Teil
1: Protokollspezifikation - Steuerungs-, Mess- und
Ereignisdaten

This European Standard was approved by CEN on 15 October 2017.

CEN members are bound to comply with the CEN/CENELEC Internal Regulations which stipulate the conditions for giving this European Standard the status of a national standard without any alteration. Up-to-date lists and bibliographical references concerning such national standards may be obtained on application to the CEN-CENELEC Management Centre or to any CEN member.

This European Standard exists in three official versions (English, French, German). A version in any other language made by translation under the responsibility of a CEN member into its own language and notified to the CEN-CENELEC Management Centre has the same status as the official versions.

CEN members are the national standards bodies of Austria, Belgium, Bulgaria, Croatia, Cyprus, Czech Republic, Denmark, Estonia, Finland, Former Yugoslav Republic of Macedonia, France, Germany, Greece, Hungary, Iceland, Ireland, Italy, Latvia, Lithuania, Luxembourg, Malta, Netherlands, Norway, Poland, Portugal, Romania, Serbia, Slovakia, Slovenia, Spain, Sweden, Switzerland, Turkey and United Kingdom.



EUROPEAN COMMITTEE FOR STANDARDIZATION
COMITÉ EUROPÉEN DE NORMALISATION
EUROPÄISCHES KOMITEE FÜR NORMUNG

CEN-CENELEC Management Centre: Avenue Marnix 17, B-1000 Brussels

Contents

	Page
European foreword.....	4
Introduction	6
1 Scope.....	7
2 Normative references.....	7
3 Terms and definitions, abbreviations and conventions	7
3.1 Terms and definitions	7
3.2 Abbreviations	9
3.3 Conventions.....	9
4 Hardware interface	10
5 Basic protocol layer.....	10
5.1 FTL-frame (frame).....	10
5.2 Frame flow (handshake)	11
5.3 Delay and timeout.....	16
5.4 CRC16 Checksum	16
6 Data protocol layer (FTL-data protocol).....	16
6.1 Client (OBC) and server (TVE).....	16
6.2 Syntax of data in datagrams	17
6.3 Nodes, subnodes, variables	18
6.4 Format identifiers.....	18
6.5 Types of variable values.....	21
6.6 Kinds of nodes	21
7 FTL-Data	23
7.1 General.....	23
7.2 Record and field types.....	23
7.3 Systemwide variables (subnode SYSTEM)	23
7.4 Variables related to global positioning system (subnode GPS)	26
7.5 Accessing a printer on TVE-side (subnode PRN)	27
7.6 Compartment information (subnode COMP).....	30
7.7 Notification about changes (subnode NOTIFY)	31
7.8 Information about driver (subnode DRIVER).....	32
7.9 Information about the vehicle (variable VEHICLE_ID)	33
7.10 Information about current operation (subnode OPERATION).....	33
7.11 Access to filesystem on TVE (subnode FS)	35
7.12 Auxiliary (subnode AUX).....	39
7.13 Order management (subnode ORDER)	40
7.14 Goods and service database (subnode PRODUCT).....	44
7.15 FTL—logfile (subnodes LOG)	47
7.16 Required variables	78
7.17 NAK ID	78
8 Routing for multiple TVE.....	79
8.1 Purpose	79
8.2 Routing solution	79
8.3 Routing example.....	80

9	Communication with office	81
9.1	General	81
9.2	Simple file transfer.....	81
9.3	FTL over TCP/IP	83
10	Communication Examples.....	85
10.1	Examples for Basic Protocol Layer level	85
10.2	Examples for data protocol layer.....	87
	Annex A (normative) Node tree.....	90
	Annex B (normative) Test FTL	91
B.1	Overview	91
B.2	Basic Protocol Layer	91
B.2.1	Frame Tests.....	91
B.2.2	CRC-error.....	92
B.2.3	Delay and Timeout	92
B.3	Data Protocol Layer	92
B.3.1	Test of Toggling	92
B.3.2	Test of the FTL data layer	93
B.3.3	Test of the required FTL nodes.....	94
B.3.4	Optional System Subnodes.....	97
B.3.5	Optional Node Prn	99
B.3.6	Node Comp	101
B.4	Application Layer.....	107
B.4.1	Test of the L-File.....	107
B.4.2	Test of the LH-File.....	107
B.4.3	Test for the Filling of the NodeList	107
B.4.4	Sequence Test	108
	Bibliography	110

STANDARD PREVIEW
(standards.iteh.ai)

SIST EN 15969-1:2018

[https://standards.iteh.ai/catalog/standards/sist/11c61ca7-cc8c-401b-831d-](https://standards.iteh.ai/catalog/standards/sist/11c61ca7-cc8c-401b-831d-5f19f81371c1/sist-en-15969-1-2018)

[5f19f81371c1/sist-en-15969-1-2018](https://standards.iteh.ai/catalog/standards/sist/11c61ca7-cc8c-401b-831d-5f19f81371c1/sist-en-15969-1-2018)

EN 15969-1:2017 (E)**European foreword**

This document (EN 15969-1:2017) has been prepared by Technical Committee CEN/TC 296 “Tanks for the transport of dangerous goods”, the secretariat of which is held by AFNOR.

This European Standard shall be given the status of a national standard, either by publication of an identical text or by endorsement, at the latest by June 2018, and conflicting national standards shall be withdrawn at the latest by June 2018.

Attention is drawn to the possibility that some of the elements of this document may be the subject of patent rights. CEN shall not be held responsible for identifying any or all such patent rights.

This document supersedes EN 15969-1:2015.

With regard to EN 15969-1:2015, the following fundamental changes are given:

- fields for air craft refilling added.

EN 15969, *Tanks for transport of dangerous goods — Digital interface for the data transfer between tank vehicle and with stationary facilities*, consists of 2 parts:

- *Part 1: Protocol specification — Control, measurement and event data;*
- *Part 2: Commercial and logistic data.*

This European Standard forms part of a coherent standards programme comprising the following standards:

- EN 13616-1, *Overfill prevention devices for static tanks for liquid fuels — Part 1: Overfill prevention devices with closure device;*
- EN 13616-2, *Overfill prevention devices for static tanks for liquid fuels — Part 2: Overfill prevention devices without a closure device;*
- EN 13922, *Tanks for transport of dangerous goods — Service equipment for tanks — Overfill prevention systems for liquid fuels;*
- EN 14116, *Tanks for transport of dangerous goods — Digital interface for product recognition devices for liquid fuels;*
- EN 15207, *Tanks for the transport of dangerous goods — Plug/socket connection and supply characteristics for service equipment in hazardous areas with 24 V nominal supply voltage;*
- EN 15208, *Tanks for transport of dangerous goods — Sealed parcel delivery systems — Working principles and interface specifications;*
- EN 15969-2, *Tanks for transport of dangerous goods — Digital interface for the data transfer between tank vehicle and with stationary facilities — Part 2: Commercial and logistic data.*

According to the CEN/CENELEC Internal Regulations, the national standards organizations of the following countries are bound to implement this European Standard: Austria, Belgium, Bulgaria, Croatia, Cyprus, Czech Republic, Denmark, Estonia, Finland, Former Yugoslav Republic of Macedonia,

France, Germany, Greece, Hungary, Iceland, Ireland, Italy, Latvia, Lithuania, Luxembourg, Malta, Netherlands, Norway, Poland, Portugal, Romania, Serbia, Slovakia, Slovenia, Spain, Sweden, Switzerland, Turkey and the United Kingdom.

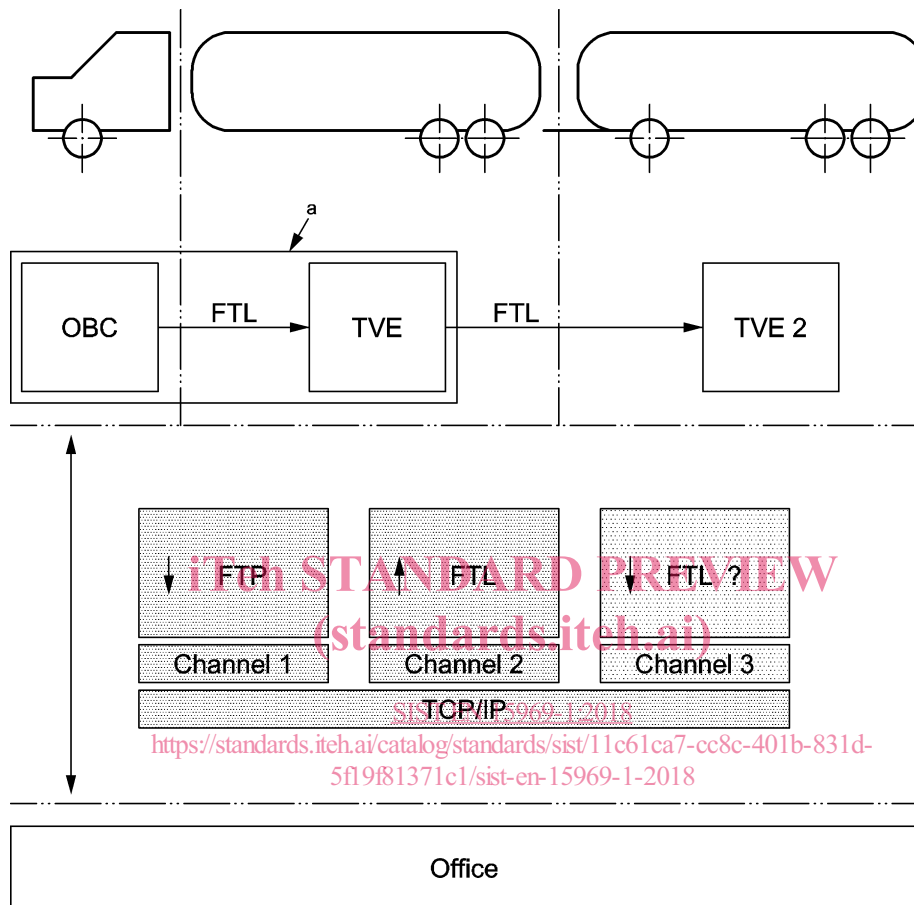
iTeh STANDARD PREVIEW
(standards.iteh.ai)

SIST EN 15969-1:2018

<https://standards.iteh.ai/catalog/standards/sist/11c61ca7-cc8c-401b-831d-5f19f81371c1/sist-en-15969-1-2018>

Introduction

FTL is an acronym for **Fuel Truck Link**, the interface between electronic system(s) on board of a tank vehicle (tank-vehicle-equipment) and any external computer, e.g. an on-board-computer installed in the driver's cabin; for illustration see Figure 1.



Key

→ direction of communication (client → server)

a may be either two independent units or one single unit which incorporates both functions OBC and TVE

Figure 1

1 Scope

This European Standard specifies data protocols and data format for the interfaces between electronic equipment (TVE), on-board computer (OBC) of the tank vehicle and stationary equipment for all interconnecting communication paths.

This European Standard specifies the basic protocol FTL used in the communication (basic protocol layer), the format and structure of FTL-data to be transmitted (data protocol layer) and describes the content of the FTL-data.

This data protocol may be used for other application e.g. between stationary tank equipment and offices.

2 Normative references

The following documents, in whole or in part, are normatively referenced in this document and are indispensable for its application. For dated references, only the edition cited applies. For undated references, the latest edition of the referenced document (including any amendments) applies.

EN 13616-2, *Overfill prevention devices for static tanks for liquid fuels — Part 2: Overfill prevention devices without a closure device*

EN 13922, *Tanks for transport of dangerous goods — Service equipment for tanks — Overfill prevention systems for liquid fuels*

EN 14116:2012+A1:2014, *Tanks for transport of dangerous goods — Digital interface for product recognition devices for liquid fuels* (standards.iteh.ai)

EN 15208:2014, *Tanks for transport of dangerous goods — Sealed parcel delivery systems — Working principles and interface specifications* (standards.iteh.ai)

EN 15969-2:2017, *Tanks for transport of dangerous goods — Digital interface for the data transfer between tank vehicle and with stationary facilities — Part 2: Commercial and logistic data*

ISO 639-1, *Codes for the representation of names of languages — Part 1: Alpha-2 code*

ISO/IEC 10646:2014, *Information technology — Universal Coded Character Set (UCS)*

DIN 51757:2011, *Testing of mineral oils and related materials — Determination of density*

3 Terms and definitions, abbreviations and conventions

For the purposes of this document, the following terms and definitions, abbreviations and conventions apply.

3.1 Terms and definitions

3.1.1

downgrade

intentional loading and discharge of a higher grade product (substance) into a lower grade product of the same group

3.1.2

answer time

time between last frame character transmitted from OBC (client) and first character frame received from TVE (server)

EN 15969-1:2017 (E)**3.1.3****array**

collection of elements which have the same structure and are able to be accessed individually by means of an index

3.1.4**client**

responsible for initiation and control of data exchange

3.1.5**field**

element of a datagram delimited by separators

3.1.6**frame**

data packet with variable length and defined structure

3.1.7**list**

type of variables consisting of a number of records

3.1.8**MaxFrameSize**

maximum number of characters in a frame

3.1.9**node**

part of an address of a variable

3.1.10**graphic character**

character, other than a control function or a format character, that has a visual representation normally handwritten, printed or displayed

[SOURCE: ISO/IEC 10646:2014, 4;29]

3.1.11**record**

ordered set of fields, stored contiguously

3.1.12**server**

program which provides service to client programs

3.1.13**subnode**

subpart of an address of a variable

3.1.14**datagram**

instruction or answer to an instruction, which comprises an OpCode and operand

STANDARD PREVIEW
(standards.iteh.ai)

SIST EN 15969-1:2018
<https://standards.iteh.ai/catalog/standards/sist/11c61ca7-cc8c-401b-831d-5f19f81371c1/sist-en-15969-1-2018>

3.1.15**transaction**

complete request-answer-cycle

3.1.16**type identifier**

character code for the frame type

3.2 Abbreviations

ACK	acknowledge controlframe
ADF	additional dataframe
ASCII	American Standard Code for Information Interchange
CAN	cancel controlframe
CRC	cyclic redundancy checksum
CSV	comma separated variable record
COP	crossover prevention
EOR	end of record dataframe
EOT	end of transmission dataframe
FTL	fuel-truck-link name of the interface
FTP	file transfer protocol
L_FILE	log file
LH_FILE	log file header
NAK	not acknowledge controlframe
OBC	on-board-computer
NOTE 1	The OBC is one party in the FTL-communication (the client).
PID	product identification device according to EN 14116
SYN	synchronization controlframe
SPDS	sealed parcel delivery system according to EN 15208
TEF	CRC transmission error controlframe
TVE	tank-vehicle-equipment
NOTE 2	The TVE is one party in the FTL-communication (the server).

OpCode operation code

3.3 Conventions**3.3.1 Syntax conventions**

When describing the syntax of e.g. a datagram, some parts are required.

Every abstract part shall get a name, which is encapsulated by "<" and ">". Optional arguments are additionally encapsulated in square brackets.

EN 15969-1:2017 (E)

EXAMPLE <field> [,<value>]

<field> has always to be given (required). <value> is optional, but when given, it shall be preceded by a comma.

3.3.2 Presentation of communication exchange

In this document several examples can be found, demonstrating the flow of communication.

To illustrate the direction, data sent by the TVE (server) is shown indented.

EXAMPLE

client request 1

server response 1

server response 2

server response 3

client request 2

This means, that the command “client request n” shall be transmitted by the OBC, whereas the lines “server response n” were transmitted by the TVE.

3.3.3 Numbers

Numbers may either be coded in decimal format (e.g. 12) or in hexadecimal format (e.g. 1Bh). In the latter case, the number shall be followed by the character “h”.

4 Hardware interface

Communication shall only take place between two parties (point-to-point) the TVE and OBC.

For communication an asynchronous line shall be used (RS232, RS422 or RS485). The OBC and TVE start up and default settings shall be 9 600 baud, 8 data bits, 1 stop bit and no parity.

The TVE may optionally support other baud rates (switching and switching back see 7.3.6).

5 Basic protocol layer**5.1 FTL-frame (frame)**

The FTL-frame shall be according to Figure 2.

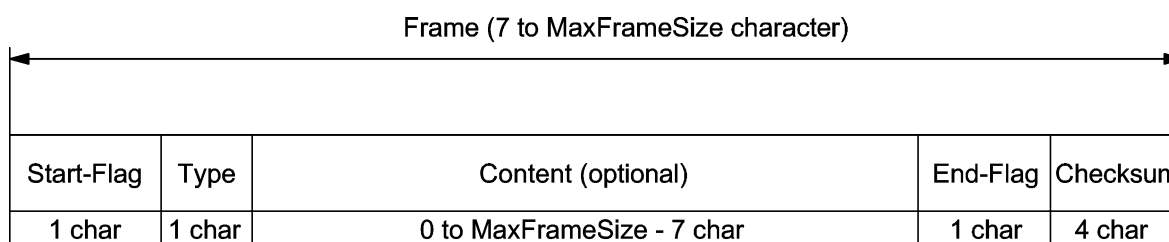


Figure 2

A frame shall have the following minimum requirements:

- always starts with a Start—Flag;
- always followed by type identifier;
- 1 End-Flag;
- 4 character Checksum (valid or invalid);
- frame length limited to MaxFrameSize.

Frames which do not fulfil these requirements shall be ignored and not answered. A new frame starts upon the receipt of a Start-Flag. Any character received before the Start-Flag shall be ignored. All devices using the FTL-protocol shall be able to receive complete frames of MaxFrameSize characters. A frame shall be answered even if it contains an invalid checksum or incorrect characters (see 5.2).

If the type identifier in a frame is unknown a NAK shall be sent.

MaxFrameSize

The MaxFrameSize shall be 255 characters.

Start—Flag

The ASCII code 02h (start of text <STX>) shall be used as the Start-Flag.

Type identifier

The type identifier shall be according to Table 1.

Content

The content may be empty or shall contain up to MaxFrameSize minus 7 characters. All characters in the content shall be printable characters.

End-Flag

The ASCII code 03h (End of Text <ETX>) shall be used as the End—Flag.



Checksum

The Checksum <CRC> verifies the integrity of a frame. It covers all characters from Start—Flag to End—Flag including these flags. A CRC16 (16 bit) value in hexadecimal format (always 4 characters long) is used and shall consist of the printable ASCII character “0” “9” or “A” “F” (example: the value 1AC9h shall be sent with 4 ASCII character “1AC9”). The algorithm for the calculation is described in 5.4.

5.2 Frame flow (handshake)

The character immediately following the Start-Flag defines the frame type. The different frame groups and their frame types are described in Table 1.

Table 1 — Frame groups and frame types

Frame group	Frame type	Abbreviation	Additional fields	Type identifier	
				Client to server	Server to client
Dataframe 	end of record frame	EOR	data	R, V	r, v
	additional dataframe following frame	ADF	data	L, P	l, p
	end of transmission frame	EOT	data	E, I	e, i
Controlframe 	acknowledge frame	ACK	no	A	a
	synchronization/wait frame	SYN	no	— ^a	s
	cancel frame	CAN	no	C	c
	CRC transmission error frame	TEF	no	T	t
	not acknowledge frame	NAK	NAK-ID according to Table 19	— ^a	n

^a Not applicable.

To distinguish the direction of data (client to server or server to client) upper and lower case type character shall be used.

Every communication shall start with a dataframe.

Every dataframe from the server shall be answered by the client.

Every frame from the client shall be answered by a frame from the server.

If a dataframe is received by the server when an acknowledge is expected it shall be treated as a cancel frame (CAN) regarding the preceding transaction.

Every data frame on each side, independently, shall be flagged alternatively (toggled) with the secondary (V,P,I) and primary (R,L,E) type identifier. If subsequent dataframes with identical type identifier are received, these shall be treated as a repetition with identical data but shall be answered as the original, see Figure 11. This prevents redundant entries in lists resulting from communication faults.

After the startup of the system the first dataframe on each side shall start with the primary type identifier (R,L,E). The first request after startup shall not be a SET-request to a list.

Examples of frame flows:

- Transaction that requires only one datagram in either direction, each fitting into a single frame, see Figure 3.



Figure 3

- Transactions that require more than one datagram (e.g. multi record transfer), EOR—frames shall indicate that additional datagrams will follow. An EOT—frame shall be the last dataframe of the transaction, see Figure 4.

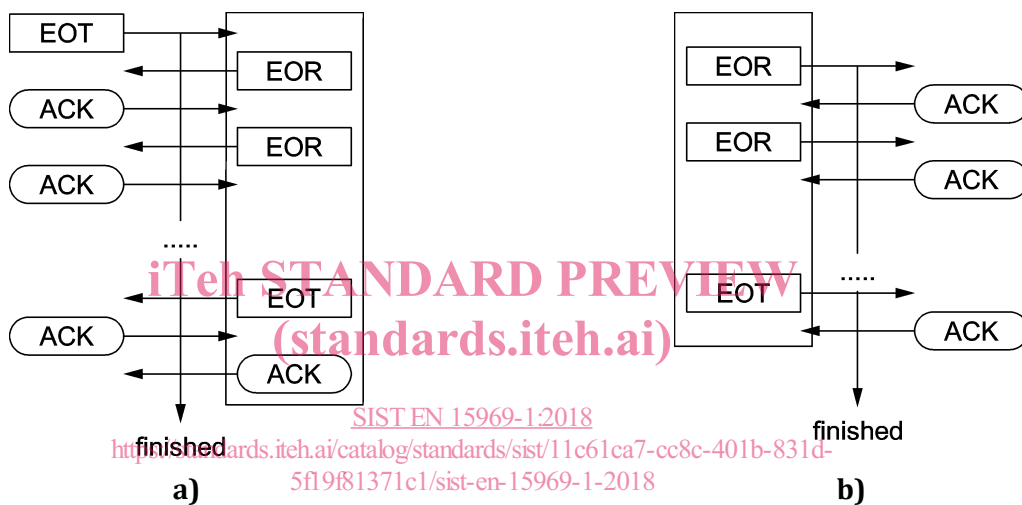


Figure 4

- Datagrams that require more than one frame, because MaxFrameSize is too small to hold a complete datagram shall be split into one or more ADF—frames and an EOT—frame or EOR—frame as appropriate, see Figure 5.

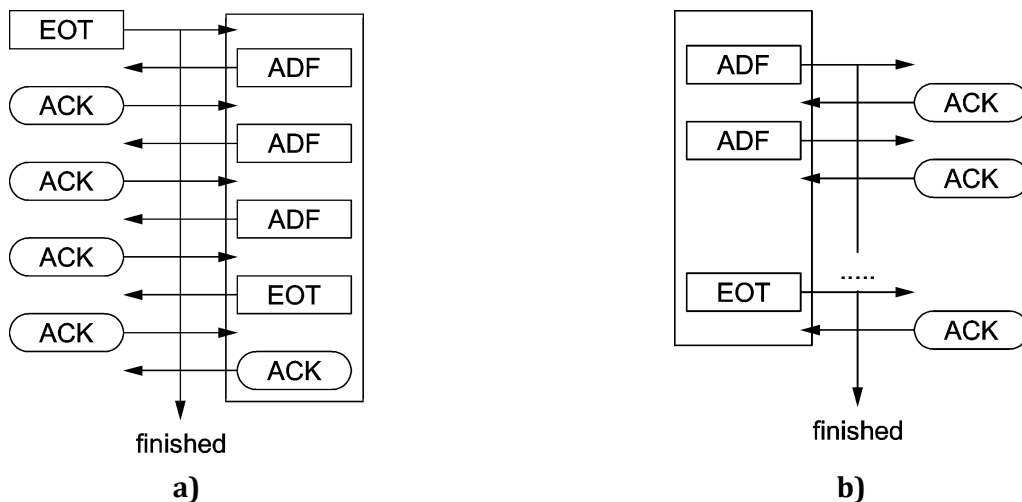


Figure 5