



**SLOVENSKI STANDARD**  
**oSIST prEN ISO 15527:2018**  
**01-september-2018**

---

**Polimerni materiali - Kompresijsko brizgane polietilenske plošče (PE-UHMW, PE-HD) - Zahteve in preskusne metode (ISO/FDIS 15527:2018)**

Plastics - Compression-moulded sheets of polyethylene (PE-UHMW, PE-HD) - Requirements and test methods (ISO/FDIS 15527:2018)

Kunststoffe - Gepresste Tafeln aus Polyethylen (PE-UHMW, PE-HD) - Anforderungen und Prüfverfahren (ISO/FDIS 15527:2018)

Plastiques - Plaques moulées par compression en polyéthylène (PE-UHMW, PE-HD) - Exigences et méthodes d'essai (ISO/FDIS 15527:2018)

**Ta slovenski standard je istoveten z: prEN ISO 15527**

---

**ICS:**

83.140.10      Filmi in folije                      Films and sheets

**oSIST prEN ISO 15527:2018**                      **en,fr,de**



FINAL  
DRAFTINTERNATIONAL  
STANDARDISO/FDIS  
15527

ISO/TC 61/SC 11

Secretariat: JISC

Voting begins on:  
2018-07-10Voting terminates on:  
2018-10-02

---

---

**Plastics — Compression-moulded  
sheets of polyethylene (PE-UHMW, PE-  
HD) — Requirements and test methods***Plastiques — Plaques moulées par compression en polyéthylène (PE-  
UHMW, PE-HD) — Exigences et méthodes d'essai*

iTeh STANDARD PREVIEW  
(standards.iteh.ai)

[SIST EN ISO 15527:2019](https://standards.iteh.ai/catalog/standards/sist/757aab1-95c1-4fed-a46c-819177837438/sist-en-iso-15527-2019)[https://standards.iteh.ai/catalog/standards/sist/757aab1-95c1-4fed-a46c-  
819177837438/sist-en-iso-15527-2019](https://standards.iteh.ai/catalog/standards/sist/757aab1-95c1-4fed-a46c-819177837438/sist-en-iso-15527-2019)

RECIPIENTS OF THIS DRAFT ARE INVITED TO SUBMIT, WITH THEIR COMMENTS, NOTIFICATION OF ANY RELEVANT PATENT RIGHTS OF WHICH THEY ARE AWARE AND TO PROVIDE SUPPORTING DOCUMENTATION.

IN ADDITION TO THEIR EVALUATION AS BEING ACCEPTABLE FOR INDUSTRIAL, TECHNOLOGICAL, COMMERCIAL AND USER PURPOSES, DRAFT INTERNATIONAL STANDARDS MAY ON OCCASION HAVE TO BE CONSIDERED IN THE LIGHT OF THEIR POTENTIAL TO BECOME STANDARDS TO WHICH REFERENCE MAY BE MADE IN NATIONAL REGULATIONS.

**ISO/CEN PARALLEL PROCESSING**Reference number  
ISO/FDIS 15527:2018(E)

iTeh STANDARD PREVIEW  
(standards.iteh.ai)

SIST EN ISO 15527:2019

<https://standards.iteh.ai/catalog/standards/sist/757aabd1-95c1-4fcd-a46c-819177837438/sist-en-iso-15527-2019>



**COPYRIGHT PROTECTED DOCUMENT**

© ISO 2018

All rights reserved. Unless otherwise specified, or required in the context of its implementation, no part of this publication may be reproduced or utilized otherwise in any form or by any means, electronic or mechanical, including photocopying, or posting on the internet or an intranet, without prior written permission. Permission can be requested from either ISO at the address below or ISO's member body in the country of the requester.

ISO copyright office  
CP 401 • Ch. de Blandonnet 8  
CH-1214 Vernier, Geneva  
Phone: +41 22 749 01 11  
Fax: +41 22 749 09 47  
Email: [copyright@iso.org](mailto:copyright@iso.org)  
Website: [www.iso.org](http://www.iso.org)

Published in Switzerland

# Contents

	Page
Foreword .....	iv
<b>1 Scope</b> .....	<b>1</b>
<b>2 Normative references</b> .....	<b>1</b>
<b>3 Terms and definitions</b> .....	<b>1</b>
<b>4 Material</b> .....	<b>1</b>
<b>5 Requirements</b> .....	<b>2</b>
5.1 Appearance .....	2
5.2 Dimensional tolerances .....	2
5.2.1 Thickness .....	2
5.2.2 Length and width .....	2
5.2.3 Rectangularity .....	2
5.3 Properties .....	3
5.3.1 Physical properties .....	3
5.3.2 Physiological behaviour .....	3
<b>6 Test methods</b> .....	<b>3</b>
6.1 Test specimens .....	3
6.1.1 Preparation of test specimens .....	3
6.1.2 Conditioning .....	4
6.1.3 Testing .....	5
6.2 Delivery condition .....	5
6.3 Appearance .....	5
6.4 Dimensions .....	5
6.4.1 Thickness, $h$ .....	5
6.4.2 Length, $l$ , and width, $b$ .....	5
6.4.3 Rectangularity .....	5
6.5 Density .....	5
6.6 Determination of abrasion properties .....	5
6.7 Tensile stress at yield, $\sigma_y$ , and tensile strain at yield, $\epsilon_y$ .....	5
6.8 Modulus of elasticity in tension, $E_t$ .....	5
6.9 Impact strength of notched specimens .....	6
6.9.1 Charpy impact strength of double-notched specimens .....	6
6.9.2 Charpy impact strength of single-notched specimens, $a_{cN}$ .....	6
6.10 Melt mass-flow rate (MFR) .....	6
<b>7 Designation</b> .....	<b>6</b>
<b>8 Marking</b> .....	<b>6</b>
<b>Annex A (normative) Requirements for rectangularity</b> .....	<b>7</b>
<b>Annex B (normative) Determination of abrasion properties</b> .....	<b>8</b>
<b>Annex C (informative) Example of apparatus for the determination of abrasion properties</b> .....	<b>10</b>
<b>Bibliography</b> .....	<b>11</b>

## ISO/FDIS 15527:2018(E)

### Foreword

ISO (the International Organization for Standardization) is a worldwide federation of national standards bodies (ISO member bodies). The work of preparing International Standards is normally carried out through ISO technical committees. Each member body interested in a subject for which a technical committee has been established has the right to be represented on that committee. International organizations, governmental and non-governmental, in liaison with ISO, also take part in the work. ISO collaborates closely with the International Electrotechnical Commission (IEC) on all matters of electrotechnical standardization.

The procedures used to develop this document and those intended for its further maintenance are described in the ISO/IEC Directives, Part 1. In particular, the different approval criteria needed for the different types of ISO documents should be noted. This document was drafted in accordance with the editorial rules of the ISO/IEC Directives, Part 2 (see [www.iso.org/directives](http://www.iso.org/directives)).

Attention is drawn to the possibility that some of the elements of this document may be the subject of patent rights. ISO shall not be held responsible for identifying any or all such patent rights. Details of any patent rights identified during the development of the document will be in the Introduction and/or on the ISO list of patent declarations received (see [www.iso.org/patents](http://www.iso.org/patents)).

Any trade name used in this document is information given for the convenience of users and does not constitute an endorsement.

For an explanation of the voluntary nature of standards, the meaning of ISO specific terms and expressions related to conformity assessment, as well as information about ISO's adherence to the World Trade Organization (WTO) principles in the Technical Barriers to Trade (TBT) see [www.iso.org/iso/foreword.html](http://www.iso.org/iso/foreword.html).

This document was prepared by Technical Committee ISO/TC 61, *Plastics*, Subcommittee SC 11, *Products*.

SIST EN ISO 15527:2019

This third edition cancels and replaces the second edition (ISO 15527:2010), of which it constitutes a minor revision. The changes compared to the previous edition are as follows:

- [Clause 2](#) has been revised (in [6.9.2](#), ISO 179-1, rather than ISO 11542-2, is now used to determine the Charpy impact strength);
- the requirements given in [Table 2](#) for the abrasion properties have been modified;
- [Clause 3](#), Terms and definitions, has been added and the succeeding clauses have been renumbered;
- the document has been editorially revised.

Any feedback or questions on this document should be directed to the user's national standards body. A complete listing of these bodies can be found at [www.iso.org/members.html](http://www.iso.org/members.html).

# Plastics — Compression-moulded sheets of polyethylene (PE-UHMW, PE-HD) — Requirements and test methods

## 1 Scope

This document specifies the requirements and test methods for solid flat compression-moulded sheets of polyethylene (PE-UHMW and PE-HD, see ISO 1043-1) without fillers or reinforcing materials. It applies only to thicknesses from 10 mm to 200 mm.

## 2 Normative references

The following documents are referred to in the text in such a way that some or all of their content constitutes requirements of this document. For dated references, only the edition cited applies. For undated references, the latest edition of the referenced document (including any amendments) applies.

ISO 179-1, *Plastics — Determination of Charpy impact properties — Part 1: Non-instrumented impact test*

ISO 291, *Plastics — Standard atmospheres for conditioning and testing*

ISO 527-2, *Plastics — Determination of tensile properties — Part 2: Test conditions for moulding and extrusion plastics*

ISO 1133-1, *Plastics — Determination of the melt mass-flow rate (MFR) and melt volume-flow rate (MVR) of thermoplastics — Part 1: Standard method*

ISO 1183 (all parts), *Plastics — Methods for determining the density of non-cellular plastics*

ISO 1872-1, *Plastics — Polyethylene (PE) moulding and extrusion materials — Part 1: Designation system and basis for specifications*

ISO 11542-1, *Plastics — Ultra-high-molecular-weight polyethylene (PE-UHMW) moulding and extrusion materials — Part 1: Designation system and basis for specifications*

ISO 11542-2, *Plastics — Ultra-high-molecular-weight polyethylene (PE-UHMW) moulding and extrusion materials — Part 2: Preparation of test specimens and determination of properties*

## 3 Terms and definitions

No terms and definitions are listed in this document.

ISO and IEC maintain terminological databases for use in standardization at the following addresses:

- ISO Online browsing platform: available at <https://www.iso.org/obp>
- IEC Electropedia: available at <http://www.electropedia.org/>

## 4 Material

Sheets shall consist of PE-UHMW moulding materials as defined in ISO 11542-1 or PE-HD selected from polyethylene (PE) moulding materials as defined in ISO 1872-1, without fillers or reinforcing materials. Materials and additives of unknown identity shall not be used.

NOTE Legal conditions can necessitate a specific choice of moulding material (see 5.3.2).

## ISO/FDIS 15527:2018(E)

## 5 Requirements

### 5.1 Appearance

Sheets shall have smooth surfaces. Small grooves and any resultant irregularities in the thicknesses of sheets are acceptable as long as the requirements specified in 6.2.1 are fulfilled. Sheets shall be examined in accordance with 6.3.

Where agreed between the interested parties, sheets with a smooth machined surface may be supplied.

Sheets shall be substantially free from bubbles, blowholes and other inhomogeneities which would make them unfit for the intended use. Specific requirements with respect to this internal integrity shall be agreed upon between the interested parties. Sheets shall be examined in accordance with 6.2.

### 5.2 Dimensional tolerances

#### 5.2.1 Thickness

For any individual sheet, the thickness tolerance with reference to the nominal thickness shall be as specified in Table 1. Testing shall be in accordance with 6.4.1.

**Table 1 — Tolerances on thickness of sheet**

Values in millimetres

Nominal thickness $h_n$	Tolerance			
	PE-UHMW		PE-HD	
	Group 1.1	Group 1.2	High MW Group 2.1	Low MW Group 3.1
$10 < h_n < 20$	$\begin{matrix} +3 \\ 0 \end{matrix}$	$\begin{matrix} +3 \\ 0 \end{matrix}$	$\begin{matrix} +3 \\ 0 \end{matrix}$	$\begin{matrix} +3 \\ 0 \end{matrix}$
$20 < h_n < 40$	$\begin{matrix} +5 \\ 0 \end{matrix}$	$\begin{matrix} +5 \\ 0 \end{matrix}$	$\begin{matrix} +5 \\ 0 \end{matrix}$	$\begin{matrix} +5 \\ 0 \end{matrix}$
$40 < h_n < 60$	$\begin{matrix} +6 \\ 0 \end{matrix}$	$\begin{matrix} +6 \\ 0 \end{matrix}$	$\begin{matrix} +6 \\ 0 \end{matrix}$	$\begin{matrix} +6 \\ 0 \end{matrix}$
$60 < h_n < 80$	$\begin{matrix} +8 \\ 0 \end{matrix}$	$\begin{matrix} +8 \\ 0 \end{matrix}$	$\begin{matrix} +8 \\ 0 \end{matrix}$	$\begin{matrix} +8 \\ 0 \end{matrix}$
$80 < h_n < 100$	$\begin{matrix} +10 \\ 0 \end{matrix}$	$\begin{matrix} +10 \\ 0 \end{matrix}$	$\begin{matrix} +10 \\ 0 \end{matrix}$	$\begin{matrix} +10 \\ 0 \end{matrix}$
$100 < h_n < 120$	$\begin{matrix} +12 \\ 0 \end{matrix}$	$\begin{matrix} +12 \\ 0 \end{matrix}$	$\begin{matrix} +12 \\ 0 \end{matrix}$	$\begin{matrix} +12 \\ 0 \end{matrix}$
$120 < h_n < 150$	$\begin{matrix} +14 \\ 0 \end{matrix}$	$\begin{matrix} +14 \\ 0 \end{matrix}$	$\begin{matrix} +14 \\ 0 \end{matrix}$	$\begin{matrix} +14 \\ 0 \end{matrix}$
$150 < h_n < 200$	$\begin{matrix} +16 \\ 0 \end{matrix}$	$\begin{matrix} +16 \\ 0 \end{matrix}$	$\begin{matrix} +16 \\ 0 \end{matrix}$	$\begin{matrix} +16 \\ 0 \end{matrix}$

#### 5.2.2 Length and width

The nominal length,  $l_n$ , and nominal width,  $b_n$ , of sheets shall be as agreed between the interested parties.

#### 5.2.3 Rectangularity

For any individual sheet, selected at random from any delivery, the rectangularity tolerance, expressed as the difference in length of the diagonals,  $|d_1 - d_2|$  (see Figure 1), shall be in accordance with Table A.1.



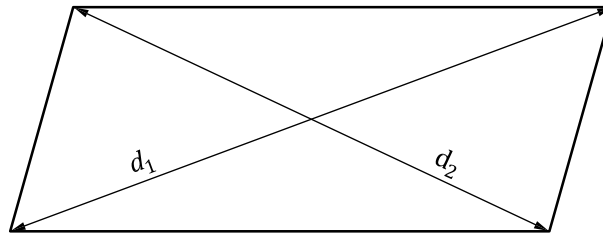


Figure 1 — Difference between lengths of diagonals,  $|d_1 - d_2|$

Testing shall be in accordance with [6.4.3](#).

## 5.3 Properties

### 5.3.1 Physical properties

Requirements for physical properties are given in [Table 2](#).

Table 2 — Physical properties

Properties	Unit	Requirements (average values)				Test method sub-clause
		PE-UHMW		PE-HD		
		Group 1.1	Group 1.2	Group 2.1	Group 3.1	
Density	g/cm <sup>3</sup>	0,920 to 0,945	0,920 to 0,945	0,945 to 0,960	0,940 to 0,965	<a href="#">6.5</a>
Abrasion	—	70 to < 90	90 to 110	200 to 450	500 to 1 000	<a href="#">6.6</a>
Tensile stress at yield	MPa	>17	>17	>19	>19	<a href="#">6.7</a>
Tensile strain at yield	%	>8	>8	>8	>8	<a href="#">6.7</a>
Modulus of elasticity in tension	MPa	>500	>600	>800	>700	<a href="#">6.8</a>
Impact strength of double-notched specimens	kJ/m <sup>2</sup>	>40	>170	>15	>5	<a href="#">6.9.1</a>
Charpy impact strength of notched specimens	kJ/m <sup>2</sup>	No breaks	No breaks	No breaks	> 9	<a href="#">6.9.2</a>
MFR: 190 °C/5 kg	g/10 min	Not measurable	Not measurable	<0,1	0,3 to 0,7	<a href="#">6.10</a>
MFR: 190 °C/21,6 kg	g/10 min	Not measurable	Not measurable	<3	7 to 20	<a href="#">6.10</a>

### 5.3.2 Physiological behaviour

Any relevant legislation for physiological behaviour shall be taken into consideration.

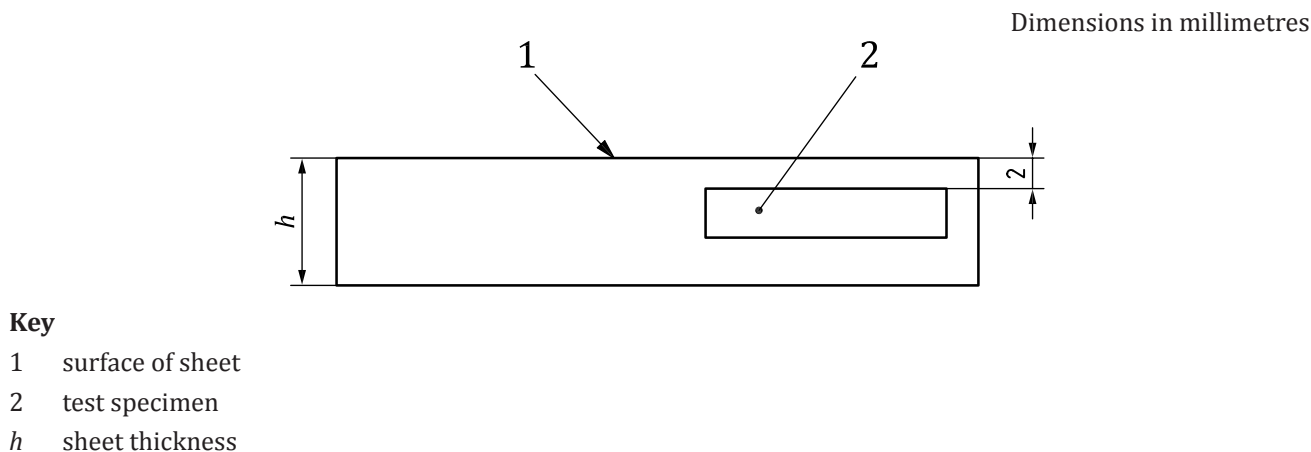
## 6 Test methods

### 6.1 Test specimens

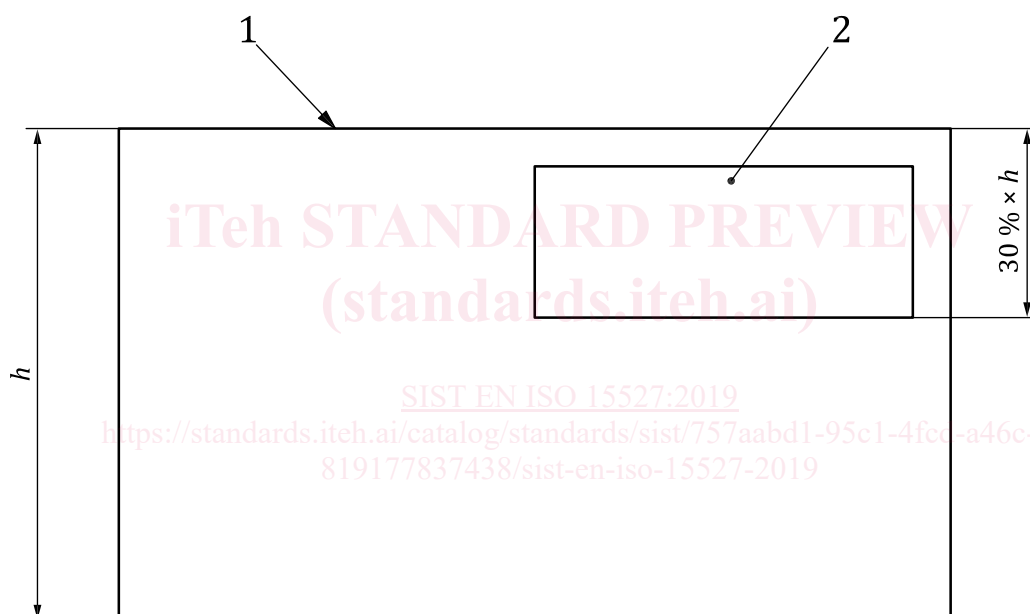
#### 6.1.1 Preparation of test specimens

For sheets of thickness >10 mm but <20 mm, the test specimens shall be taken as shown in [Figure 2](#), and for sheets of thickness >20 mm but <200 mm they shall be taken as shown in [Figure 3](#).

## ISO/FDIS 15527:2018(E)



**Figure 2 — Taking test specimens from sheets of thickness > 10 mm but < 20 mm**



**Figure 3 — Taking test specimens from sheets of thickness > 20 mm but < 200 mm**

The surfaces of the test specimens shall be free from damage and faults in order to avoid notch effects. Should any burrs occur on the test specimens during machining, these shall be eliminated without damaging the surfaces of the specimens. If required, the cut edges shall be finished with abrasive paper (grain size 220 or finer), the direction of abrasion being along the length of the test specimens.

### 6.1.2 Conditioning

All test specimens shall be conditioned for at least 16 h at  $23\text{ °C} \pm 2\text{ °C}$  in accordance with ISO 291 or as specified in the appropriate material standard. Shorter conditioning times may be used by agreement between the interested parties when it can be shown that there is no significant difference in the results obtained.