
**Metallic powders, excluding powders
for hardmetals — Determination of
dimensional changes associated with
compacting and sintering**

*Poudres métalliques à l'exclusion des poudres pour métaux-durs —
Détermination de changements dimensionnels liés à la compression
et au frittage*

iTeh STANDARD PREVIEW
(standards.iteh.ai)

ISO 4492:2013

<https://standards.iteh.ai/catalog/standards/sist/dbc26553-b3f2-460e-8cc3-7cc06295143a/iso-4492-2013>



iTeh STANDARD PREVIEW
(standards.iteh.ai)

ISO 4492:2013

<https://standards.iteh.ai/catalog/standards/sist/dbc26553-b3f2-460e-8cc3-7cc06295143a/iso-4492-2013>



COPYRIGHT PROTECTED DOCUMENT

© ISO 2013

All rights reserved. Unless otherwise specified, no part of this publication may be reproduced or utilized otherwise in any form or by any means, electronic or mechanical, including photocopying, or posting on the internet or an intranet, without prior written permission. Permission can be requested from either ISO at the address below or ISO's member body in the country of the requester.

ISO copyright office
Case postale 56 • CH-1211 Geneva 20
Tel. + 41 22 749 01 11
Fax + 41 22 749 09 47
E-mail copyright@iso.org
Web www.iso.org

Published in Switzerland

Contents

	Page
Foreword	iv
1 Scope	1
2 Normative references	1
3 Principle	1
4 Test parameters	1
5 Symbols and désignations	2
6 Apparatus	2
7 Sampling	2
8 Procedure	2
9 Expression of results	3
10 Test report	3
Annex A (informative) Information on dimensional change behaviour	8

iTeh STANDARD PREVIEW (standards.iteh.ai)

[ISO 4492:2013](https://standards.iteh.ai/catalog/standards/sist/dbc26553-b3f2-460e-8cc3-7cc06295143a/iso-4492-2013)

<https://standards.iteh.ai/catalog/standards/sist/dbc26553-b3f2-460e-8cc3-7cc06295143a/iso-4492-2013>

Foreword

ISO (the International Organization for Standardization) is a worldwide federation of national standards bodies (ISO member bodies). The work of preparing International Standards is normally carried out through ISO technical committees. Each member body interested in a subject for which a technical committee has been established has the right to be represented on that committee. International organizations, governmental and non-governmental, in liaison with ISO, also take part in the work. ISO collaborates closely with the International Electrotechnical Commission (IEC) on all matters of electrotechnical standardization.

International Standards are drafted in accordance with the rules given in the ISO/IEC Directives, Part 2.

The main task of technical committees is to prepare International Standards. Draft International Standards adopted by the technical committees are circulated to the member bodies for voting. Publication as an International Standard requires approval by at least 75 % of the member bodies casting a vote.

Attention is drawn to the possibility that some of the elements of this document may be the subject of patent rights. ISO shall not be held responsible for identifying any or all such patent rights.

ISO 4492 was prepared by Technical Committee ISO/TC 119, *Powder metallurgy*, Subcommittee SC 2, *Sampling and testing methods for powders (including powders for hardmetals)*.

This third edition cancels and replaces the second edition (ISO 4492:1985), of which it constitutes a minor revision.

iTeh STANDARD PREVIEW
(standards.iteh.ai)

[ISO 4492:2013](https://standards.iteh.ai/catalog/standards/sist/dbc26553-b3f2-460e-8cc3-7cc06295143a/iso-4492-2013)

<https://standards.iteh.ai/catalog/standards/sist/dbc26553-b3f2-460e-8cc3-7cc06295143a/iso-4492-2013>

Metallic powders, excluding powders for hardmetals — Determination of dimensional changes associated with compacting and sintering

1 Scope

This International Standard specifies a method by which the dimensional changes associated with compacting and sintering of metallic powders are compared with those of a reference powder when processed under similar conditions. (See [Clause 4.](#))

The method applies to the determination of three types of dimensional changes involved with the processing of metallic powders, excluding powders for hardmetals.

2 Normative references

The following referenced documents are indispensable for the application of this document. For dated references, only the edition cited applies. For undated references, the latest edition of the referenced document (including any amendments) applies.

ISO 2740, *Sintered metal materials, excluding hardmetals — Tensile test pieces*

ISO 3927, *Metallic powders, excluding powders for hardmetals — Determination of compressibility in uniaxial compression*

[ISO 4492:2013](https://standards.iteh.ai/catalog/standards/sist/dbc26553-b3f2-460e-8cc3-7cc06295143a/iso-4492-2013)

3 Principle

<https://standards.iteh.ai/catalog/standards/sist/dbc26553-b3f2-460e-8cc3-7cc06295143a/iso-4492-2013>

Compaction of a metallic powder or powder mix with admixed lubricant was used to produce a test piece that was sintered under controlled conditions. Depending upon the particular dimensional change required, measurement of the dimension of the uploaded die cavity, the green compact, and/or the sintered test piece is calculated. The algebraic difference between these various measurements is calculated as a percentage of the dimension of the die cavity or the green compact. (See [Clause 9.](#))

Standard test pieces made from a reference lot of powder are processed together with the sample under test and the dimensional changes of the two powders are reported.

4 Test parameters

The reference powder shall be chosen by agreement between the supplier and user and shall have a composition and properties as close as possible to those of the powder to be tested.

The following three types of dimensional changes are dealt with in this International Standard:

4.1 From die size to green size (spring back): The increase in dimensions of a compact, measured at right angles to the direction of pressing, after being ejected from the die.

4.2 From green size to sintered size (sintered dimensional change): The change in dimensions of an object that occurs as a result of sintering.

4.3 From die size to sintered size (total dimensional change).

5 Symbols and désignations

Table 1 — Symbols

Symbol	Designation	Unit
d_D	Test dimension of unloaded die	mm
d_G	Test dimension of green compact	mm
d_S	Test dimension of sintered compact	mm
Δd_{DG}	Spring back	% (+)
Δd_{GS}	Sintered dimensional change	% (+ or -)
Δd_{DS}	Total dimensional change	% (+ or -)

6 Apparatus

6.1 Tools set, that will produce cylindrical (see [Figure 1](#)), rectangular (see [Figure 2](#)) or tensile test pieces (in accordance with ISO 2740), or test pieces similar to the actual components for which the powder is required.

6.2 Press, capable of applying the pressures necessary to achieve the required density or required compacting pressure. See [Figure 3](#).

6.3 Balance, capable of weighing at least 100 g to an accuracy of $\pm 0,01$ g.

6.4 Micrometer, or other suitable measuring device for measuring the dimensions of the compacts and the die to an accuracy of $\pm 0,005$ mm.

6.5 Sintering furnace, capable of producing sintering conditions (time-temperature curve and atmosphere) as close as possible to those used in industry for the type of material to be tested.

7 Sampling

Representative quantities of both the test and the reference powders sufficient to give at least three compacts shall be taken.

8 Procedure

8.1 The test powder and the reference powder shall be mixed under the same conditions with the same mass of additives, including lubricant, each taken from the same batch, to produce the composition of the sintered components for which the powder is required.

A test powder supplied ready for pressing shall be tested in the as-received condition.

To avoid the possibility of distortion during sintering, it is recommended that the test pieces should not be less than 5 mm thick.

8.2 Measure, to the nearest 0,005 mm, the test dimension (diameter or length) of the die in the unloaded condition and record the value d_D obtained.

8.3 Press, at the agreed density or agreed compacting pressure, at least three compacts from the test and reference powders prepared as in [8.1](#).

8.4 Measure, to the nearest 0,005 mm, the test dimension of the green compact and record the value d_G obtained.

8.5 Sinter the test and reference compacts adjacent to each other under the conditions of time, temperature, and atmosphere, which simulate production conditions to be used for the sintered components for which the test powder is required.

NOTE The support used for the test pieces to prevent distortion (i.e. ceramic plate or furnace belt), the rate of heat-up, the atmosphere, and the cooling rate may affect the dimensional change being measured and should be consistent.

8.6 After cooling to room temperature, measure, to the nearest 0,005 mm, the test dimension of the sintered test and reference compacts and record the value d_S obtained, ensuring that the dimensions before and after sintering are taken from the same position on the compacts.

9 Expression of results

9.1 The dimensional changes, expressed as percentages, are given by the following formulae:

9.1.1 Green dimensional change (spring back)

$$\Delta d_{DG} = \frac{d_G - d_D}{d_D} \times 100$$

9.1.2 Sintered dimensional change (positive or negative)

$$\Delta d_{GS} = \frac{d_S - d_G}{d_G} \times 100$$

9.1.3 Total dimensional change (positive or negative)

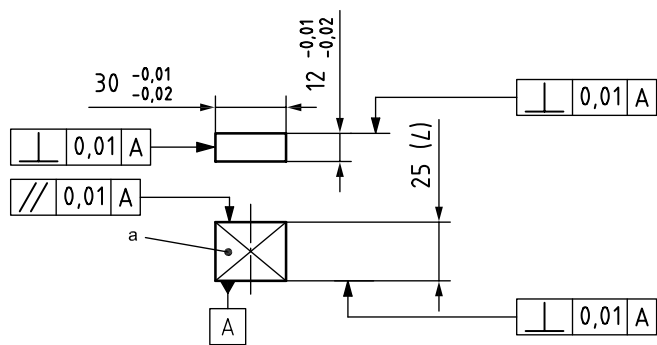
$$\Delta d_{DS} = \frac{d_S - d_D}{d_D} \times 100$$

9.2 Report the dimensional changes for both the test and reference powders as the average of at least three determinations, rounded to the nearest 0,01 %.

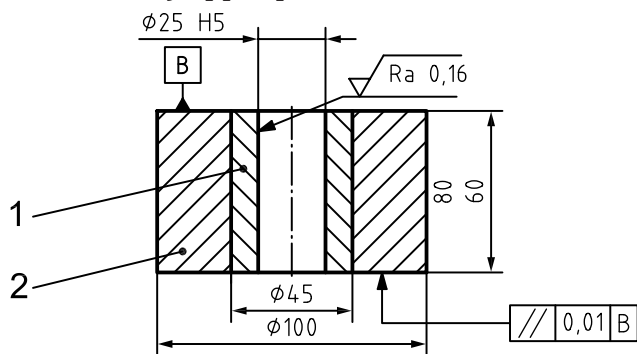
10 Test report

The test report shall include the following information:

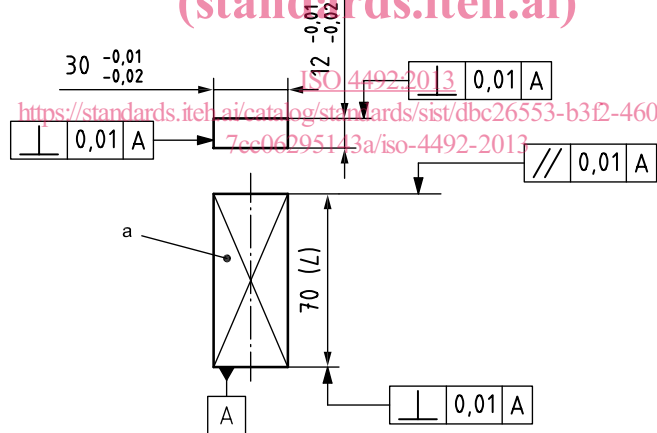
- a) a reference to this International Standard;
- b) all details necessary for identification of the test sample;
- c) all details necessary for identification of the reference powder;
- d) the type of test piece, and its dimensions before sintering;
- e) the density of the green compact or if the compacts were pressed to a required compacting pressure;
- f) sintering details;
- g) the result obtained;
- h) all operations not specified by this International Standard, or regarded as optional;
- i) details of any occurrence which may have affected the result.



a) Upper punch, $L = H - 10$



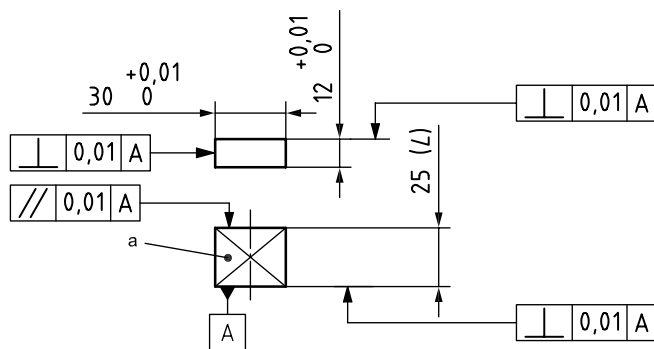
b) Die, $H = 60$ to 80



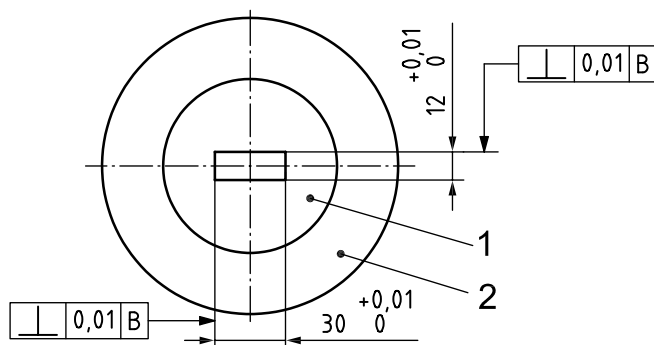
c) Lower punch, $L = H + 35$

- Key**
- 1 cemented carbide
 - 2 shrink ring
 - H height of tool die

Figure 1 — Example of tooling to produce a cylindrical test piece

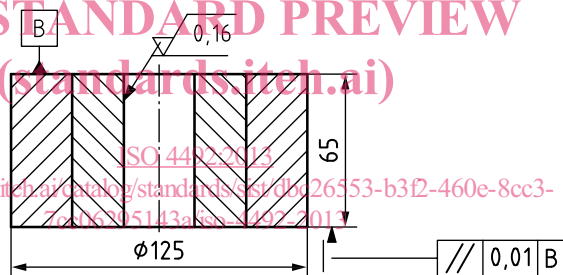


a) Upper punch, $L = 25$



iTeh STANDARD PREVIEW
(standards.itech.ai)

ISO 4492:2013
<https://standards.itech.ai/catalog/standards/sist/d6a26553-b3f2-460e-8cc3-7e2d6705143a/iso-4492-2013>



b) Die