



SLOVENSKI STANDARD

SIST EN 12941:2024

01-april-2024

Nadomešča:

SIST EN 12941:1999

SIST EN 12941:1999/A1:2004

SIST EN 12941:1999/A2:2009

Oprema za varovanje dihal - Napajana oprema za filtriranje z vgrajenim ohlapno prilegajočim dihalnim vmesnikom - Zahteve, preskušanje, označevanje

Respiratory protective devices - Powered filtering devices incorporating a loose fitting respiratory interface - Requirements, testing, marking

Atenschutzgeräte - Gebläsefiltergeräte mit einem Atemanschluss ohne Dichtsitz (Haube) - Anforderungen, Prüfung, Kennzeichnung

Appareils de protection respiratoire - Appareils filtrants à ventilation assistée avec interface respiratoire à ajustement lâche - Exigences, essais, marquage

<https://standards.iteh.ai/catalog/standards/sist/50985dc5-ddfa-4b82-b1e0-17ec5a16944e/sist-en-12941-2024>

Ta slovenski standard je istoveten z: EN 12941:2023

ICS:

13.340.30 Varovalne dihalne naprave Respiratory protective devices

SIST EN 12941:2024

en,fr,de

EUROPEAN STANDARD

EN 12941

NORME EUROPÉENNE

EUROPÄISCHE NORM

December 2023

ICS 13.340.30

Supersedes EN 12941:1998

English Version

Respiratory protective devices - Powered filtering devices incorporating a loose fitting respiratory interface - Requirements, testing, marking

Appareils de protection respiratoire - Appareils
filtrants à ventilation assistée avec interface
respiratoire à ajustement lâche - Exigences, essais,
marquage

Atenschutzgeräte - Gebläsefiltergeräte mit einem
Atemanschluss ohne Dichtsitz (Haube) -
Anforderungen, Prüfung, Kennzeichnung

This European Standard was approved by CEN on 9 August 2021.

CEN members are bound to comply with the CEN/CENELEC Internal Regulations which stipulate the conditions for giving this European Standard the status of a national standard without any alteration. Up-to-date lists and bibliographical references concerning such national standards may be obtained on application to the CEN-CENELEC Management Centre or to any CEN member.

This European Standard exists in three official versions (English, French, German). A version in any other language made by translation under the responsibility of a CEN member into its own language and notified to the CEN-CENELEC Management Centre has the same status as the official versions.

CEN members are the national standards bodies of Austria, Belgium, Bulgaria, Croatia, Cyprus, Czech Republic, Denmark, Estonia, Finland, France, Germany, Greece, Hungary, Iceland, Ireland, Italy, Latvia, Lithuania, Luxembourg, Malta, Netherlands, Norway, Poland, Portugal, Republic of North Macedonia, Romania, Serbia, Slovakia, Slovenia, Spain, Sweden, Switzerland, Türkiye and United Kingdom.

<https://standards.iteh.ai>

<https://standards.iteh.ai/catalog/standards/sist/50985dc5-ddfa-4b82-b1e0-17ec5a16944e/sist-en-12941-2024>



EUROPEAN COMMITTEE FOR STANDARDIZATION
COMITÉ EUROPÉEN DE NORMALISATION
EUROPÄISCHES KOMITEE FÜR NORMUNG

CEN-CENELEC Management Centre: Rue de la Science 23, B-1040 Brussels

Contents

	Page
European foreword.....	4
1 Scope.....	5
2 Normative references.....	5
3 Terms and definitions, description and symbols.....	5
3.1 Terms and definitions.....	5
3.2 Description.....	6
3.3 Symbols.....	7
4 Classification.....	7
5 Requirements.....	8
5.1 General.....	8
5.2 Values and tolerances.....	10
5.3 Ergonomics.....	10
5.4 Design.....	10
5.5 Materials.....	10
5.6 Mechanical strength (optional).....	10
5.7 Resistance to temperature.....	10
5.8 Respiratory Interface (RI).....	11
5.9 Inward leakage.....	11
5.10 Breathing resistance.....	12
5.11 Air supply.....	12
5.12 Warning facilities.....	12
5.13 Electrical components.....	13
5.14 Breathing hose, if applicable, and couplings.....	13
5.15 Filters.....	14
5.16 Noise level.....	19
5.17 Carbon dioxide content of the inhalation air.....	20
5.18 Flammability.....	20
5.19 Exhalation means, if applicable.....	20
5.20 Mass of RPD.....	21
5.21 Practical performance.....	21
6 Testing.....	22
6.1 Test schedule.....	22
6.2 Conditioning.....	24
6.3 Inspection.....	24
6.4 Inward leakage.....	25
6.5 Visor robustness.....	26
6.6 Breathing resistance.....	26
6.7 Air supply flow rate.....	26
6.8 Resistance to collapse of breathing hose.....	29
6.9 Strength of hose and couplings.....	30
6.10 Mechanical strength.....	30
6.11 Filter performance testing.....	31
6.12 Mass carried by the head.....	34
7 Marking.....	35
7.1 General.....	35
7.2 RI.....	35
7.3 Blower-unit and battery casing (if separate from the blower-unit).....	35
7.4 Filters.....	35

7.5	Filter package.....	37
7.6	RPD packages.....	37
8	Information supplied by the manufacturer.....	37
8.1	Complete RPD.....	37
8.2	Filters.....	38
Annex ZA (informative) Relationship between this European Standard and the essential health and safety requirements of Regulation 2016/425/EU [2016 OJ L81] aimed to be covered.....		39
Bibliography.....		41

iTeh Standards
(<https://standards.iteh.ai>)
Document Preview

[SIST EN 12941:2024](https://standards.iteh.ai/catalog/standards/sist/50985dc5-ddfa-4b82-b1e0-17ec5a16944e/sist-en-12941-2024)

<https://standards.iteh.ai/catalog/standards/sist/50985dc5-ddfa-4b82-b1e0-17ec5a16944e/sist-en-12941-2024>

EN 12941:2023 (E)

European foreword

This document (EN 12941:2023) has been prepared by Technical Committee CEN/TC 79 “Respiratory protective devices”, the secretariat of which is held by DIN.

This European Standard shall be given the status of a national standard, either by publication of an identical text or by endorsement, at the latest by June 2024 and conflicting national standards shall be withdrawn at the latest by June 2024.

Attention is drawn to the possibility that some of the elements of this document may be the subject of patent rights. CEN shall not be held responsible for identifying any or all such patent rights.

This document supersedes EN 12941:1998.

This document has been prepared under a standardization request addressed to CEN by the European Commission. The Standing Committee of the EFTA States subsequently approves these requests for its Member States.

For the relationship with EU Legislation, see informative Annex ZA, which is an integral part of this document.

The following main technical changes have been made compared to EN 12941:1998:

- a) Clause 4 Designation was deleted;
- b) number of test samples was added to the requirements, where necessary;
- c) classification table was amended to cover Hg and NO filter for all classes (TH1, TH2 and TH3);
- d) nominal values and tolerances were added;
- e) clogging was deleted;
- f) warning facilities were amended to cover low energy and low flow warning;
- g) visual inspection was changed to inspection and detailed list inserted;
- h) test substances and number of test subjects for inward leakage test was changed;
- i) requirement for field of vision integrated into the requirements for visor (5.8.3);
- j) test for noise level was adapted to the test procedure specified in ISO 16900-14:2020;
- k) Annex A was deleted;
- l) Annex B was deleted;
- m) figures were adapted to the changes made in the test procedures, where appropriate.

Any feedback and questions on this document should be directed to the users' national standards body. A complete listing of these bodies can be found on the CEN website.

According to the CEN-CENELEC Internal Regulations, the national standards organizations of the following countries are bound to implement this European Standard: Austria, Belgium, Bulgaria, Croatia, Cyprus, Czech Republic, Denmark, Estonia, Finland, France, Germany, Greece, Hungary, Iceland, Ireland, Italy, Latvia, Lithuania, Luxembourg, Malta, Netherlands, Norway, Poland, Portugal, Republic of North Macedonia, Romania, Serbia, Slovakia, Slovenia, Spain, Sweden, Switzerland, Türkiye and the United Kingdom.

1 Scope

This document specifies minimum requirements for powered filtering Respiratory Protective Devices (RPD) incorporating a loose fitting respiratory interface (RI). It does not cover devices designed for use in circumstances where there is or might be an oxygen deficiency.

Escape RPD and filters for use against CO are not covered by this document.

Laboratory and practical performance tests are included for the assessment of compliance with the requirements.

2 Normative references

The following documents are referred to in the text in such a way that some or all of their content constitutes requirements of this document. For dated references, only the edition cited applies. For undated references, the latest edition of the referenced document (including any amendments) applies.

EN 148-1:2018, *Respiratory protective devices — Threads for facepieces — Part 1: Standard thread connection*

EN 148-2:1999, *Respiratory protective devices — Threads for facepieces — Part 2: Centre thread connection*

EN 148-3:1999, *Respiratory protective devices — Threads for facepieces — Part 3: Thread connection M 45 × 3*

EN 13274-1:2001, *Respiratory protective devices — Methods of test — Part 1: Determination of inward leakage and total inward leakage*

EN 13274-2:2019, *Respiratory protective devices — Methods of test — Part 2: Practical performance tests*

EN 13274-4:2020, *Respiratory protective devices — Methods of test — Part 4: Flame test*

EN 13274-7:2019, *Respiratory protective devices — Methods of test — Part 7: Determination of particle filter penetration*

EN ISO 16972:2020, *Respiratory protective devices — Vocabulary and graphical symbols (ISO 16972:2020)*

ISO 16900-11:2013, *Respiratory protective devices — Methods of test and test equipment — Part 11: Determination of field of vision*

ISO 16900-14:2020, *Respiratory protective devices — Methods of test and test equipment — Part 14: Measurement of sound pressure level*

3 Terms and definitions, description and symbols

3.1 Terms and definitions

For the purposes of this document, the terms and definitions given in EN ISO 16972:2020 and the following apply.

ISO and IEC maintain terminology databases for use in standardization at the following addresses:

- IEC Electropedia: available at <http://www.electropedia.org/>
- ISO Online browsing platform: available at <http://www.iso.org/obp/>

EN 12941:2023 (E)**3.1.1****as received**

not pre-conditioned or modified to carry out a test

[SOURCE: EN ISO 16972:2020, definition 3.16]

3.1.2**ready for assembly state**

component with seals, plugs or other environmental protective means, if applicable, still in place

[SOURCE: EN ISO 16972:2020, definition 3.195]

3.1.3**Respiratory Interface****(RI)**

part of a respiratory protective device (RPD) that forms the protective barrier between the wearer's respiratory tract and the ambient atmosphere

Note 1 to entry: The RI is connected to the filtering part of the RPD or the part managing the supply of breathable gas.

[SOURCE: EN ISO 16972:2020, definition 3.202]

3.1.4**loose-fitting respiratory interface**

RI that does not rely on forming a complete seal to the wearer's skin

[SOURCE: EN ISO 16972:2020, definition 3.132]

3.1.5**powered filtering RPD**

filtering RPD in which air is moved through the filter(s) by means of a blower to supply the wearer with breathable air

[SOURCE: EN ISO 16972:2020, definition 3.180]

3.1.6**unencapsulated filter**

filter that in itself is not contained in a rigid housing

[SOURCE: EN ISO 16972:2020, definition 3.247]

3.2 Description




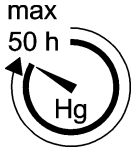
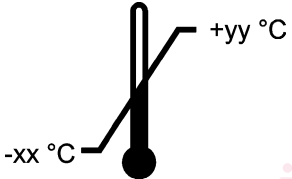

The device typically consists of:

- a loose-fitting respiratory interface, e.g. hood, blouse or suit which can be combined with other types of PPE;
- a blower unit with an energy supply intended to be carried/worn by the wearer which supplies filtered ambient air to the respiratory interface;

The energy supply for the blower unit may or may not be carried on the person.

- a filter or filters through which all air supplied passes.

3.3 Symbols

3.3.1		See information supplied by the RPD manufacturer
3.3.2		Crossed out 2: Symbol "for single shift use only" During one shift multiple use is allowed.
3.3.3		hour glass "end of shelf life" YYYY-MM Key: YYYY = year, MM = month
3.3.4		maximum time of use of Hg filters
3.3.5		temperature range of storage conditions Key: -xx °C to +yy °C
3.3.6		maximum humidity of storage conditions Key: < xx %

SIST EN 12941:2024

<https://standards.iteh.ai/catalog/standards/sist/50985dc5-ddfa-4b82-b1e0-17ec5a16944e/sist-en-12941-2024>

4 Classification

The complete devices are classified and designated according to the maximum inward leakage and maximum particle filter penetration as given in Table 1 and strength of hoses and couplings as given in Table 2.

Table 1 — Classification

Classification of complete device			Maximum inward leakage (TIL or IL) ^a %	Maximum particle filter penetration	
Class	Gas filter type and class (if applicable)	Particle filter, (if applicable)		NaCl aerosol	Paraffin oil mist
			%		
TH1	A1, A2 or A3 B1, B2 or B3 E1, E2 or E3 K1, K2 or K3 AX SX	P	10	10	10
	Hg P NO P			0,2	0,2
TH2	A1, A2 or A3 B1, B2 or B3 E1, E2 or E3 K1, K2 or K3 AX SX	P	2	2	2
	Hg P NO P			0,2	0,2
TH3	A1, A2 or A3 B1, B2 or B3 E1, E2 or E3 K1, K2 or K3 AX SX	P	0,2	0,2	0,2
	Hg P NO P				
<p>EXAMPLE TH2A2P: An powered filtering device incorporating a loose-fitting RI (TH) fitted with a combined gas filter and a particle filter (A2P) and where the inward leakage of the complete device is 2 % or less.</p>					
<p>^a TIL for combined and particle filter systems only. IL for gas filter systems.</p>					

Check in accordance with 6.3.

5 Requirements

5.1 General

All test samples specified in the related test clauses shall meet the relevant requirements.

Where it is required in a specific clause the manufacturer shall declare that a risk assessment, e.g. a Failure Modes and Effect Analysis (FMEA) concerning these specific requirements has been conducted.

NOTE Further information is given in EN IEC 60812 [1].

If the manufacturer claims that the RPD may be used in potentially explosive atmospheres it shall comply with the appropriate requirements.

If the RPD is intended to provide additional protection, e.g. head protection, eye protection, face protection, or including protective clothing, it shall additionally comply with the relevant requirements of the standards covering those related PPE.

Check in accordance with 6.3.

It shall not be possible to connect any part of the RPD to a thread conforming to EN 148-2:1999 or EN 148-3:1999.

Check in accordance with 6.3.

When the RPD manufacturer states that an accessory is intended for use with the RPD, the RPD including the accessory shall be tested.

Check in accordance with 6.3 and test in accordance with the appropriate test method.

The air flow rate at conditions which result in the minimum flow rate or the maximum flow rate of the RPD shall be determined.

Depending on the design of the RPD these air flow rates can be influenced by:

- possible flow settings of the RPD,
- service life,
- the charging status of the battery,
- different filter types,
- alarm settings,
- use of accessories,
- hose length, and
- other factors, if applicable.

All results of measured air flow rates are deemed to be volumetric flow rates and shall be corrected to 20 °C, 1013 hPa according to Formula (1).

$$Q_{cor} = Q_m \cdot k \cdot \left(\frac{P_m}{T_m} \right) \quad (1)$$

where

- Q_{cor} is the corrected air flow;
- Q_m is the measured air flow;
- k is a constant 0,289 [K/hPa], i.e. 293 K divided by 1 013 hPa (20 °C);
- P_m is the pressure during measurement, in hPa;
- T_m is the temperature during measurement, in K.

EN 12941:2023 (E)

5.2 Values and tolerances

Temperature limits, values which describe test conditions and that are not stated as maxima or minima shall be subject to a tolerance of $\pm 5\%$. Unless otherwise specified, the ambient conditions for testing shall be between $16\text{ }^{\circ}\text{C}$ and $32\text{ }^{\circ}\text{C}$ and $(50 \pm 30)\%$ relative humidity.

Any temperature limits specified shall be subject to an accuracy of $\pm 1\text{ }^{\circ}\text{C}$.

5.3 Ergonomics

The requirements of this document are intended to take account of the interaction between the wearer, the RPD, and where possible the working environment in which the RPD is likely to be used. The RPD shall satisfy 5.5, 5.11 and 5.12.

Testing shall be performed in accordance with EN 13274-2:2019.

5.4 Design

The finish of any part of the device likely to come in contact with the wearer shall be free from sharp edges and burrs.

Check in accordance with 6.3 and test in accordance with EN 13274-2:2019.

5.5 Materials

5.5.1 General

Materials used shall be suitable to withstand the intended use and conditions, (e.g. temperatures, humidity and corrosive environments) as stated by the manufacturer unless otherwise specified in this document.

The manufacturer shall supply a declaration that this was addressed by a risk assessment, e.g. a FMEA.

Check in accordance with 6.3.

5.5.2 Skin compatibility

Materials that may come into direct contact with the wearer's skin or that may affect the quality of the breathing air shall not be known to be likely to cause skin irritation or any other adverse effects to health.

The manufacturer shall supply a declaration that this was addressed by a risk assessment, e.g. a FMEA.

Check in accordance with 6.3.

5.6 Mechanical strength (optional)

After conditioning in accordance with 6.2.1, blower units and battery casings (if separate from the blower unit) shall show no significant deformation of major components, nor shall these components separate from each other.

The requirements of 5.7, 5.9 to 5.14 and 5.16 to 5.21 shall be met and the RPD shall be marked in accordance with 7.3 d).

5.7 Resistance to temperature

After conditioning at the extremes of temperature and humidity in accordance with 6.2.2, the RPD components including filters in their ready for assembly state shall show no significant deformation of major components, nor shall these components separate from each other or from the complete RPD.

The requirements of 5.8 to 5.14 and 5.16 to 5.21 shall be met.