



**SLOVENSKI STANDARD**  
**oSIST prEN ISO 19879:2019**  
**01-maj-2019**

---

**Kovinski cevni priključki za fluidno tehniko in splošno uporabo - Preskusne metode za hidravlične omrežne priključke (ISO/DIS 19879:2019)**

Metallic tube connections for fluid power and general use - Test methods for hydraulic fluid power connections (ISO/DIS 19879:2019)

Metallische Rohrverschraubungen für Fluidtechnik und allgemeine Anwendung - Prüfverfahren für hydraulische Rohrverschraubungen in der Fluidtechnik (ISO/DIS 19879:2019)

Raccords de tubes métalliques pour transmissions hydrauliques et pneumatiques et applications générales - Méthodes d'essai pour raccords pour transmissions hydrauliques (ISO/DIS 19879:2019)

**Ta slovenski standard je istoveten z: prEN ISO 19879**

---

**ICS:**

23.100.40      Cevna napeljava in sklopke      Piping and couplings

**oSIST prEN ISO 19879:2019**

**en,fr,de**



# DRAFT INTERNATIONAL STANDARD

## ISO/DIS 19879

ISO/TC 131/SC 4

Secretariat: ANSI

Voting begins on:  
2019-03-15Voting terminates on:  
2019-06-07

### Metallic tube connections for fluid power and general use — Test methods for hydraulic fluid power connections

*Raccords de tubes métalliques pour transmissions hydrauliques et pneumatiques et applications générales — Méthodes d'essai pour raccords pour transmissions hydrauliques*

ICS: 23.040.60; 23.100.40

iTeh STANDARD PREVIEW  
(standards.iteh.ai)

SIST EN ISO 19879:2021

<https://standards.iteh.ai/catalog/standards/sist/56e48af8-129c-4736-acb3-1c0db34d55b9/sist-en-iso-19879-2021>

THIS DOCUMENT IS A DRAFT CIRCULATED FOR COMMENT AND APPROVAL. IT IS THEREFORE SUBJECT TO CHANGE AND MAY NOT BE REFERRED TO AS AN INTERNATIONAL STANDARD UNTIL PUBLISHED AS SUCH.

IN ADDITION TO THEIR EVALUATION AS BEING ACCEPTABLE FOR INDUSTRIAL, TECHNOLOGICAL, COMMERCIAL AND USER PURPOSES, DRAFT INTERNATIONAL STANDARDS MAY ON OCCASION HAVE TO BE CONSIDERED IN THE LIGHT OF THEIR POTENTIAL TO BECOME STANDARDS TO WHICH REFERENCE MAY BE MADE IN NATIONAL REGULATIONS.

RECIPIENTS OF THIS DRAFT ARE INVITED TO SUBMIT, WITH THEIR COMMENTS, NOTIFICATION OF ANY RELEVANT PATENT RIGHTS OF WHICH THEY ARE AWARE AND TO PROVIDE SUPPORTING DOCUMENTATION.

This document is circulated as received from the committee secretariat.

**ISO/CEN PARALLEL PROCESSING**



Reference number  
ISO/DIS 19879:2019(E)

© ISO 2019

## iTeh STANDARD PREVIEW (standards.iteh.ai)

SIST EN ISO 19879:2021

<https://standards.iteh.ai/catalog/standards/sist/56e48af8-129c-4736-acb3-1c0db34d55b9/sist-en-iso-19879-2021>



### **COPYRIGHT PROTECTED DOCUMENT**

© ISO 2019

All rights reserved. Unless otherwise specified, or required in the context of its implementation, no part of this publication may be reproduced or utilized otherwise in any form or by any means, electronic or mechanical, including photocopying, or posting on the internet or an intranet, without prior written permission. Permission can be requested from either ISO at the address below or ISO's member body in the country of the requester.

ISO copyright office  
CP 401 • Ch. de Blandonnet 8  
CH-1214 Vernier, Geneva  
Phone: +41 22 749 01 11  
Fax: +41 22 749 09 47  
Email: [copyright@iso.org](mailto:copyright@iso.org)  
Website: [www.iso.org](http://www.iso.org)

Published in Switzerland

# Contents

Page

<b>Foreword</b>	<b>v</b>
<b>Introduction</b>	<b>vi</b>
<b>1 Scope</b>	<b>1</b>
<b>2 Normative references</b>	<b>1</b>
<b>3 Terms and definitions</b>	<b>1</b>
<b>4 General requirements</b>	<b>1</b>
4.1 Test assemblies	2
4.2 Test equipment	5
4.2.1 Test block	5
4.2.2 Test seals	5
4.3 Procedure	6
4.3.1 Thread lubrication	6
4.3.2 Torque	6
4.3.3 Temperature	6
4.4 Test report	6
<b>5 Repeated assembly test</b>	<b>6</b>
5.1 Principle	6
5.2 Procedure	6
5.3 Re-use of components	7
<b>6 Leakage test</b>	<b>7</b>
6.1 Principle	7
6.2 Procedure	7
6.3 Re-use of components	8
<b>7 Proof test</b>	<b>8</b>
7.1 Principle	8
7.2 Procedure	8
7.3 Re-use of components	9
<b>8 Burst test</b>	<b>9</b>
8.1 Principle	9
8.2 Procedure	9
8.3 Re-use of components	9
<b>9 Cyclic endurance test</b>	<b>9</b>
9.1 Principle	9
9.2 Procedure	9
9.3 Re-use of components	9
<b>10 Vacuum test</b>	<b>10</b>
10.1 Principle	10
10.2 Procedure	10
10.3 Re-use of components	10
<b>11 Overtightening test</b>	<b>10</b>
11.1 Principle	10
11.2 Test equipment	11
11.3 Procedure	11
11.4 Re-use of components	11
<b>12 Vibration test</b>	<b>11</b>
12.1 Principle	11
12.2 Procedure	11
12.3 Re-use of components	13
<b>13 Cyclic endurance (impulse) test with vibration</b>	<b>13</b>

## ISO/DIS 19879:2019(E)

13.1	Principle.....	13
13.2	Procedure .....	14
13.3	Re-use of components .....	14
<b>14</b>	<b>Identification statement</b> (Reference to this International Standard) .....	<b>14</b>
<b>Annex A</b>	<b>(normative) Test data form</b> .....	<b>16</b>
<b>Bibliography</b>	.....	<b>19</b>

iTeh STANDARD PREVIEW  
(standards.iteh.ai)

SIST EN ISO 19879:2021

<https://standards.iteh.ai/catalog/standards/sist/56e48af8-129c-4736-acb3-1c0db34d55b9/sist-en-iso-19879-2021>

## Foreword

ISO (the International Organization for Standardization) is a worldwide federation of national standards bodies (ISO member bodies). The work of preparing International Standards is normally carried out through ISO technical committees. Each member body interested in a subject for which a technical committee has been established has the right to be represented on that committee. International organizations, governmental and non-governmental, in liaison with ISO, also take part in the work. ISO collaborates closely with the International Electrotechnical Commission (IEC) on all matters of electrotechnical standardization.

International Standards are drafted in accordance with the rules given in the ISO/IEC Directives, Part 2.

The main task of technical committees is to prepare International Standards. Draft International Standards adopted by the technical committees are circulated to the member bodies for voting. Publication as an International Standard requires approval by at least 75 % of the member bodies casting a vote.

Attention is drawn to the possibility that some of the elements of this document may be the subject of patent rights. ISO shall not be held responsible for identifying any or all such patent rights.

ISO 19879 was prepared by Technical Committee ISO/TC 131, *Fluid power systems*, Subcommittee SC 4, *Connectors and similar products and components*.

This second edition of ISO 19879 cancels and replaces the first edition (ISO 19879:2005) of which it constitutes a minor revision, with minor changes to [10.1](#), [10.2](#) (Table 7) and [12.2.2](#). (It also incorporates the Technical Corrigendum ISO 19879-1:2005/Cor:2007.)

The main changes since the last revision clarify the language used to describe the connector end as well as the proper method for selecting tubes for test assemblies.

[SIST EN ISO 19879:2021](#)

<https://standards.iteh.ai/catalog/standards/sist/56e48af8-129c-4736-acb3-1c0db34d55b9/sist-en-iso-19879-2021>

**ISO/DIS 19879:2019(E)****Introduction**

In hydraulic fluid power systems, power is transmitted and controlled through a liquid under pressure within an enclosed circuit. It is required that components be designed to meet these requirements under varying conditions. Testing of components to meet performance requirements provides a basis of assurance for determining design application and for checking component compliance with the stated requirements.

**iTeh STANDARD PREVIEW**  
**(standards.iteh.ai)**

SIST EN ISO 19879:2021

<https://standards.iteh.ai/catalog/standards/sist/56e48af8-129c-4736-acb3-1c0db34d55b9/sist-en-iso-19879-2021>



# Metallic tube connections for fluid power and general use — Test methods for hydraulic fluid power connections

## 1 Scope

This International Standard specifies uniform methods for the testing and performance evaluation of metallic tube connections, stud ends for ports and flange connections for use in hydraulic fluid power applications. This International Standard does not apply to the testing of hydraulic quick-action couplings, which is covered by ISO 18869.

Tests outlined in this International Standard are independent of each other and document the method to follow for each test. See the appropriate component International Standard for which tests to conduct and for performance criteria.

For qualification of the connector, the minimum number of samples specified in this International Standard is tested, unless otherwise specified in the relevant connector standard or as agreed upon by the manufacturer and the user.

## 2 Normative references

The following referenced documents are indispensable for the application of this document. For dated references, only the edition cited applies. For undated references, the latest edition of the referenced document (including any amendments) applies.

ISO 48, *Rubber, vulcanized or thermoplastic — Determination of hardness (hardness between 10 IRHD and 100 IRHD)*

ISO 3448, *Industrial liquid lubricants — ISO viscosity classification*

ISO 3601-3, *Fluid power systems — O-rings — Part 3: Quality acceptance criteria*

ISO 5598, *Fluid power systems and components — Vocabulary*

ISO 6508 (all parts), *Metallic materials — Rockwell hardness test*

ISO 6605, *Hydraulic fluid power — Test methods for hoses and hose assemblies*

ISO 6743-4, *Lubricants, industrial oils and related products (class L) — Classification — Part 4: Family H (Hydraulic systems)*

ISO 10763, *Plain-end, seamless and welded precision steel tubes -- Dimensions and nominal working pressures*

## 3 Terms and definitions

For the purposes of this document, the terms and definitions given in ISO 5598 apply.

## 4 General requirements

**WARNING — Some of the tests described in this International Standard are considered hazardous. It is, therefore, essential that, in conducting these tests, all appropriate safety precautions be strictly adhered to. Attention is drawn to the danger of burst, fine jets (which can penetrate the skin) and energy release of expanding gases. To reduce the hazard of energy release, bleed air**

## ISO/DIS 19879:2019(E)

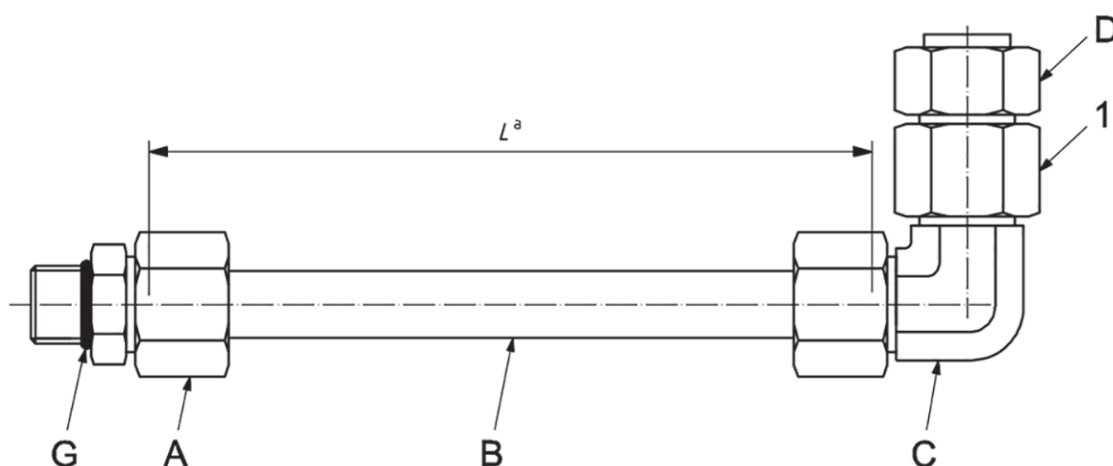
out of test specimens prior to pressure testing. Tests shall be set up and performed by properly trained personnel.

#### 4.1 Test assemblies

All components tested shall be in the final form, including annealed nuts, as required for brazed components. Unless otherwise specified in the respective connector standard, Type 1 test assemblies shall be as shown in [Figure 1](#) for tube connections (for repeated assembly, leakage, proof, burst and cyclic endurance tests), and Type 2 test assemblies shall be as shown in [Figure 2](#) for male stud ends (for leakage, proof and, if specified, burst and cyclic endurance tests). Alternatively, in order to test the connector to its full capability, use of the metallic tube may be omitted for burst and cyclic endurance tests, and different configurations with similar capability may be combined in a test assembly Type 3, as shown in [Figure 3](#). Type 4 test assemblies for flange connectors shall be as shown in [Figure 4](#). Test assemblies shall conform to the relevant requirements given in [Table 1](#).

**Table 1 — Requirements for test assemblies**

Part code	Part name	Description and further information
A	Straight stud connector	The type of stud end, tube-connector end and sealing method is optional but shall be recorded in the test report.
B	Metallic tube	The required tube wall thickness shall be selected according to the working pressure rating of the respective connector. The working pressure of the tube in accordance with ISO 10763 shall be equal to or slightly greater than the working pressure of the respective connector. The length of the tube shall be five times the tube outside diameter plus 50 mm.
C	Shaped connector, with swivel, if applicable	—
D	Blanking end (cap or plug)	—
E	Shaped connector with adjustable stud end	—
F	Flange connector	—
G	Sealing	e.g. O-ring.



**Key**

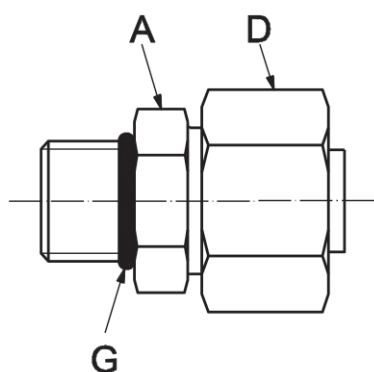
- 1 swivel nut
- A straight stud connector
- B metallic tube
- C shaped connector
- D blanking end (cap or plug)
- G sealing, e.g. O-ring

a  $L = 5 \times \text{the tube OD (in millimetres)} + 50 \text{ mm.}$

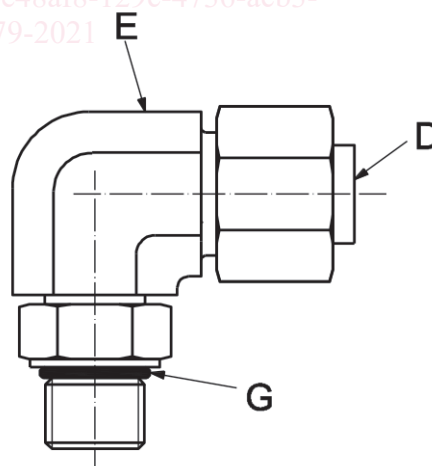
**Figure 1 — Typical test assembly for tube connection — Type 1**

SIST EN ISO 19879:2021

<https://standards.iteh.ai/catalog/standards/sist/56e48af8-129c-4736-acb3-1c0db34d55b9/sist-en-iso-19879-2021>



**a) Non-adjustable stud end connection**



**b) Adjustable stud end connection, with shaped connector, if applicable**

**Key**

- A straight stud connector
- D blanking end (cap or plug)
- E shaped connector with adjustable stud end
- G sealing, e.g. O-ring

**Figure 2 — Typical test assembly for stud end — Type 2**