



SLOVENSKI STANDARD
kSIST-TP FprCEN/TR 13387-5:2018
01-januar-2018

Izdelki za otroke - Smernice o splošni varnosti - 5. del: Informacije o izdelku

Child use and care articles - General safety guidelines - Part 5: Product information

iTeh STANDARD PREVIEW
(standards.iteh.ai)

Ta slovenski standard je istoveten z: FprCEN/TR 13387-5

<https://standards.iteh.ai/catalog/standards/sist/c310e05b-eb97-429b-8fa8-d9f31fd07a7/sist-tp-cen-tr-13387-5-2018>

ICS:

97.190

Otroška oprema

Equipment for children

kSIST-TP FprCEN/TR 13387-5:2018

en

TECHNICAL REPORT
RAPPORT TECHNIQUE
TECHNISCHER BERICHT

FINAL DRAFT
FprCEN/TR 13387-5

November 2017

ICS 97.190

Will supersede CEN/TR 13387-5:2015

English Version

**Child care articles - General safety guidelines - Part 5:
Product information**

This draft Technical Report is submitted to CEN members for Vote. It has been drawn up by the Technical Committee CEN/TC 252.

CEN members are the national standards bodies of Austria, Belgium, Bulgaria, Croatia, Cyprus, Czech Republic, Denmark, Estonia, Finland, Former Yugoslav Republic of Macedonia, France, Germany, Greece, Hungary, Iceland, Ireland, Italy, Latvia, Lithuania, Luxembourg, Malta, Netherlands, Norway, Poland, Portugal, Romania, Serbia, Slovakia, Slovenia, Spain, Sweden, Switzerland, Turkey and United Kingdom.

Recipients of this draft are invited to submit, with their comments, notification of any relevant patent rights of which they are aware and to provide supporting documentation.

Warning : This document is not a Technical Report. It is distributed for review and comments. It is subject to change without notice and shall not be referred to as a Technical Report.

SIST-TP CEN/TR 13387-5:2018

<https://standards.iteh.ai/catalog/standards/sist/c310e05b-cb97-429b-8fa8-d9f31fdf07a7/sist-tp-cen-tr-13387-5-2018>



EUROPEAN COMMITTEE FOR STANDARDIZATION
COMITÉ EUROPÉEN DE NORMALISATION
EUROPÄISCHES KOMITEE FÜR NORMUNG

CEN-CENELEC Management Centre: Avenue Marnix 17, B-1000 Brussels

Contents	Page
European foreword.....	3
1 Scope.....	4
2 Normative references.....	4
3 Terms and definitions	4
4 Marking of the product and any packaging	5
4.1 General.....	5
4.2 Visible markings.....	5
4.3 Additional markings	5
4.4 Durability of markings.....	5
5 Purchase information.....	5
6 Instructions for use	6
7 Warnings.....	6
7.1 Warning sentences	6
7.2 Symbols.....	6
7.2.1 WARNING - Never leave the child unattended.....	6
7.2.2 WARNING - Always use this product with adult supervision	7
7.2.3 WARNING - Always use the restraint system	7
7.2.4 A safety message indicating the range of AGE of a child for which the product is intended.....	7
7.2.5 A safety message indicating the range of WEIGHT of a child for which the product is intended.....	8
7.2.6 A safety message indicating the range of HEIGHT of a child for which the product is intended.....	8
7.2.7 Combinations of symbols and ranges	8
7.2.8 Presentation of symbols	9
Bibliography.....	10

European foreword

This document (FprCEN/TR 13387-5:2017) has been prepared by Technical Committee CEN/TC 252 “Child care articles”, the secretariat of which is held by AFNOR.

This document is currently submitted to the Vote on TR.

This document will supersede CEN/TR 13387-5:2015.

The first edition of CR 13387 was published in 1999 and this is its latest revision. It is a Technical Report which provides guidance information on common hazards that should be taken into consideration when developing safety standards for child use and care articles.

This new edition of this European Technical Report is a hazard based technical report. In comparison with the previous edition, the main changes related to the section on Product information are:

- When preparing CEN/TR 13387-5, CEN/CLC Guide 11, *Product information relevant to consumers — Guidelines for standard developers*, and ISO/IEC Guide 50, *Safety aspects — Guidelines for child safety in standards and other specifications*, have been taken into consideration.

The CEN/TR 13387 series comprises the following five parts:

- Safety philosophy and safety assessment (CEN/TR 13387-1);
- Chemical hazards (CEN/TR 13387-2);
- Mechanical hazards (CEN/TR 13387-3);
- Thermal hazards (CEN/TR 13387-4);
- Product information (CEN/TR 13387-5).

CEN/TR 13387-5 is intended to be used in conjunction with CEN/TR 13387-1.

1 Scope

Product information given in standards has a direct impact on safety. It should contribute to avoiding risks to the child. However, product information is not intended to compensate for design deficiencies and does not in itself make a product safer but is a means for the manufacturer to communicate with the user. Reasonable foreseeable misuse and risks of the product should be made explicit and adequate warnings be given.

All product information should be in the language(s) of the country in which the product is sold. It should be presented so that it is unambiguous, legible and easy to read and comprehend.

A risk analysis should be applied to identify those hazards for which safety-related product information is required.

2 Normative references

There are no normative references in this document.

3 Terms and definitions

For the purposes of this document, the following terms and definitions apply.

ISO and IEC maintain terminological databases for use in standardization at the following addresses:

- IEC Electropedia: available at <http://www.electropedia.org/>
- ISO Online browsing platform: available at <http://www.iso.org/obp>

3.1 product information

texts and images that may accompany or be associated with a specific child use and care article

Note 1 to entry: This includes marking of the product and any packaging, purchase information and instructions for use. Electronic information may be supplied in conjunction with written versions.

3.2 marking of the product

product information permanently attached to the child use and care article

Note 1 to entry: Where the packaging creates the risk, marking should be attached to the packaging. All markings belong to one of the categories 'purchase information' and 'instructions for use', or both. Too much information should be avoided, as this could detract from safety warnings.

3.3 purchase information

information provided on the product and/or its packaging at the point of sale that will enable the purchaser to make an informed choice before purchasing the product

Note 1 to entry: This information should be provided in mail order catalogues, etc. as well as on the product and/or its packaging.

3.4 instructions for use

information provided regarding safety, assembly, installation, operation, storage, maintenance, repair, etc.

4 Marking of the product and any packaging

4.1 General

Markings should be permanently attached to or on the product.

Markings should not hinder product use nor create a new risk.

Where packaging could create a risk, it should have warnings permanently attached to it.

Safety related information should only be provided in relation to known hazards of the child use and care article under consideration.

Too much marking could obscure important safety information.

If marking the product would not be possible (e.g. the product or parts of the product are too small) the information may be presented in an alternative way. However, additional efforts should be made to draw the user's attention to the information but without the creation of a new risk.

4.2 Visible markings

Markings indicating warnings should be visible when the product is being used.

The following information should be marked on the product:

- specific warning sentences and symbols which are selected as the basis of the safety philosophy described in Clause 1;
- if the packaging creates a risk of suffocation, it should be marked with a warning, for example: **"WARNING!:** Keep this (plastic) cover away from your child to avoid suffocation" or with similar words that convey the same meaning.

4.3 Additional markings

<https://standards.iteh.ai/catalog/standards/sist/c310e05b-cb97-429b-8fa8-d9f31fd07a7/sist-13387-5-2018>

The product should also be marked with at least the following information:

- identification of the product;
- identification of the manufacturer, importer or organization responsible for its sale;
- identification of the relevant European standard.

4.4 Durability of markings

Suitable requirements and a test method for testing markings should be given in the standard.

The warnings should be provided in a permanent/legible format which the consumer would have to take a decisive action to remove or obliterate.

5 Purchase information

Purchase information enables the consumer to make an informed choice (e.g. by specifying any age/weight/ability limitation or compatibility information) when purchasing the child care and use article.

Purchase information should be provided at the point of sale.

6 Instructions for use

Instructions for use should be provided and include at least information regarding safety, assembly, installation, operation, storage, maintenance, repair, etc.

Instructions should be marked: "Read these instructions carefully before use and keep them for future reference."

The instructions for use should include all purchase information and all markings. Information for safe operation/intended use of the product should be in accordance with the results of a risk assessment.

Instructions for assembly and/or installation should include, where relevant, an inventory of parts and/or special skills or tools required.

Instructions for use should be as simple and brief as possible, and readily understandable by a carer with no previous experience of the product.

The instructions for use should be divided into:

- warnings which should be given in the form to be stated in the standard;
- additional information which can be presented in any form.

For further information regarding instructions for use reference can be made to EN 82079-1.

7 Warnings

7.1 Warning sentences

An annex with a translation of warnings in the languages of CEN members should be provided in product standards.

In the case of severe hazards, a signal word, preferably **WARNING**, should be added at the beginning of a warning sentence or at the top of a list of separated warnings.

7.2 Symbols

NOTE Symbols in the following tables are represented on a grey background to highlight the presence of the white border.

7.2.1 WARNING - Never leave the child unattended



Figure 1 — Never leave the child unattended

Minimum diameter:


- 25 mm for product marking
- 10 mm for instructions

Proportions: as in Figure 1


Colours:

- outside border: white
- circle and stroke: red
- background inside the circle: white
- child / carer / arrow: black


7.2.2 WARNING - Always use this product with adult supervision

 <p>Figure 2 — Always use this product with adult supervision</p>	<p>Minimum diameter:</p> <ul style="list-style-type: none"> - 25 mm for product marking - 10 mm for instructions <p>Proportions: as in Figure 2</p> <p>Colours:</p> <ul style="list-style-type: none"> - outside border: white - background inside the circle: blue - child / carer / arrow: white
---	---


7.2.3 WARNING - Always use the restraint system

 <p>Figure 3 — Always use the restraint system</p>	<p>Minimum diameter:</p> <ul style="list-style-type: none"> - 25 mm for product marking - 10 mm for instructions <p>Proportions: as in Figure 3</p> <p>Colours:</p> <ul style="list-style-type: none"> - outside border: white - background inside the circle: blue - child / restraint system / arrows: white
---	---

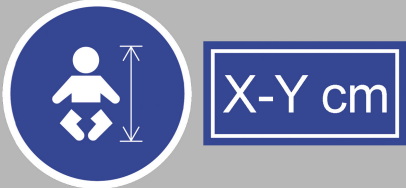
7.2.4 A safety message indicating the range of AGE of a child for which the product is intended

 <p>Figure 4 — Range of AGE of a child for which the product is intended</p>	<p>Minimum diameter:</p> <ul style="list-style-type: none"> - 25 mm for product marking / purchase information - 10 mm for instructions <p>Dimensions of rectangle: proportional to the circle as in Figure 4</p> <p>Proportions: as in Figure 4</p> <p>Minimum height of the numbers:</p> <ul style="list-style-type: none"> - 4 mm for product marking - 2 mm for instructions <p>Colours:</p> <ul style="list-style-type: none"> - outside border of the circle: white - background inside the circle and rectangle: blue - child / writings / rectangle inner border: white
--	--

7.2.5 A safety message indicating the range of WEIGHT of a child for which the product is intended

 <p>Figure 5 — Range of WEIGHT of a child for which the product is intended</p>	<p>Minimum diameter:</p> <ul style="list-style-type: none"> - 25 mm for product marking / purchase information - 10 mm for instructions <p>Dimensions of rectangle: proportional to the circle as in Figure 5</p> <p>Proportions: as in Figure 5</p> <p>Minimum height of the numbers:</p> <ul style="list-style-type: none"> - 4 mm for product marking - 2 mm for instructions <p>Colours:</p> <ul style="list-style-type: none"> - outside border of the circle: white - background inside the circle and rectangle: blue - child / writings / rectangle inner border: white
---	--

7.2.6 A safety message indicating the range of HEIGHT of a child for which the product is intended

 <p>Figure 6 — Range of HEIGHT of a child for which the product is intended</p>	<p>Minimum diameter:</p> <ul style="list-style-type: none"> - 25 mm for product marking / purchase information - 10 mm for instructions <p>Dimensions of rectangle: proportional to the circle as in Figure 6</p> <p>Proportions: as in Figure 6</p> <p>Minimum height of the numbers:</p> <ul style="list-style-type: none"> - 4 mm for product marking - 2 mm for instructions <p>Colours:</p> <ul style="list-style-type: none"> - outside border of the circle: white - background inside the circle and rectangle: blue - child / arrow / writings / rectangle inner border: white
--	--

7.2.7 Combinations of symbols and ranges

When the indication of a usage range involves more than one range (e.g. age + weight, weight + height, etc.) the corresponding symbols may be used together.