



SLOVENSKI STANDARD

SIST EN 4803:2017

01-julij-2017

Aeronavtika - Prirobnične spojke - Vrtljiva prirobnica iz toplotno odpornega jekla s štirimi pritrdilnimi luknjami - Colska izvedba

Aerospace series - Flange couplings - Swivel flange with 4 fastening holes, in heat resisting steel - Inch series

Luft- und Raumfahrt - Rohrverschraubung mit Flanschen - Losen Flanschen mit 4 Befestigungslöchern, aus hochwärmfestem Stahl - Inch-Reihe

Série aérospatiale - Raccordement à bride - Brides flottantes avec 4 trous de fixation en acier résistant à chaud - Série en inches

<https://standards.iteh.ai/catalog/standards/sist/313e5ed7-6606-4444-b81b-ad7beb7379a5/sist-en-4803-2017>

Ta slovenski standard je istoveten z: **EN 4803:2017**

ICS:

23.040.60	Prirobnice, oglavki in spojni elementi	Flanges, couplings and joints
49.080	Letalski in vesoljski hidravlični sistemi in deli	Aerospace fluid systems and components

SIST EN 4803:2017

en,fr,de

iTeh STANDARD PREVIEW
(standards.iteh.ai)

[SIST EN 4803:2017](https://standards.iteh.ai/catalog/standards/sist/313e5ed7-6606-4444-b81b-ad7beb7379a5/sist-en-4803-2017)

<https://standards.iteh.ai/catalog/standards/sist/313e5ed7-6606-4444-b81b-ad7beb7379a5/sist-en-4803-2017>

EUROPEAN STANDARD

EN 4803

NORME EUROPÉENNE

EUROPÄISCHE NORM

May 2017

ICS 49.080

English Version

Aerospace series - Flange couplings - Swivel flange with 4 fastening holes, in heat resisting steel - Inch series

Série aérospatiale - Raccordement à bride - Brides flottantes avec 4 trous de fixation en acier résistant à chaud - Série en inches

Luft- und Raumfahrt - Rohrverschraubung mit Flanschen - Lose Flansche mit 4 Befestigungslöchern, aus hochwarmfestem Stahl - Inch-Reihe

This European Standard was approved by CEN on 21 November 2016.

CEN members are bound to comply with the CEN/CENELEC Internal Regulations which stipulate the conditions for giving this European Standard the status of a national standard without any alteration. Up-to-date lists and bibliographical references concerning such national standards may be obtained on application to the CEN-CENELEC Management Centre or to any CEN member.

This European Standard exists in three official versions (English, French, German). A version in any other language made by translation under the responsibility of a CEN member into its own language and notified to the CEN-CENELEC Management Centre has the same status as the official versions.

CEN members are the national standards bodies of Austria, Belgium, Bulgaria, Croatia, Cyprus, Czech Republic, Denmark, Estonia, Finland, Former Yugoslav Republic of Macedonia, France, Germany, Greece, Hungary, Iceland, Ireland, Italy, Latvia, Lithuania, Luxembourg, Malta, Netherlands, Norway, Poland, Portugal, Romania, Serbia, Slovakia, Slovenia, Spain, Sweden, Switzerland, Turkey and United Kingdom.



EUROPEAN COMMITTEE FOR STANDARDIZATION
COMITÉ EUROPÉEN DE NORMALISATION
EUROPÄISCHES KOMITEE FÜR NORMUNG

CEN-CENELEC Management Centre: Avenue Marnix 17, B-1000 Brussels

Contents		Page
European foreword		3
1	Scope	4
2	Normative references	4
3	Required characteristics	4
4	Designation	6
5	Identification marking	6
6	Technical specification	6
7	Quality Assurance	6

iTeh STANDARD PREVIEW
(standards.iteh.ai)

[SIST EN 4803:2017](https://standards.iteh.ai/catalog/standards/sist/313e5ed7-6606-4444-b81b-ad7beb7379a5/sist-en-4803-2017)

<https://standards.iteh.ai/catalog/standards/sist/313e5ed7-6606-4444-b81b-ad7beb7379a5/sist-en-4803-2017>

European foreword

This document (EN 4803:2017) has been prepared by the Aerospace and Defence Industries Association of Europe - Standardization (ASD-STAN).

After enquiries and votes carried out in accordance with the rules of this Association, this European Standard has received the approval of the National Associations and the Official Services of the member countries of ASD, prior to its presentation to CEN.

This European Standard shall be given the status of a national standard, either by publication of an identical text or by endorsement, at the latest by November 2017, and conflicting national standards shall be withdrawn at the latest by November 2017.

Attention is drawn to the possibility that some of the elements of this document may be the subject of patent rights. CEN shall not be held responsible for identifying any or all such patent rights.

According to the CEN-CENELEC Internal Regulations, the national standards organizations of the following countries are bound to implement this European Standard: Austria, Belgium, Bulgaria, Croatia, Cyprus, Czech Republic, Denmark, Estonia, Finland, Former Yugoslav Republic of Macedonia, France, Germany, Greece, Hungary, Iceland, Ireland, Italy, Latvia, Lithuania, Luxembourg, Malta, Netherlands, Norway, Poland, Portugal, Romania, Serbia, Slovakia, Slovenia, Spain, Sweden, Switzerland, Turkey and the United Kingdom.

(standards.iteh.ai)

SIST EN 4803:2017

<https://standards.iteh.ai/catalog/standards/sist/313e5ed7-6606-4444-b81b-ad7beb7379a5/sist-en-4803-2017>

EN 4803:2017 (E)**1 Scope**

This European Standard specifies the characteristics of swivel flanges, 4 holes, for pipe couplings in heat resisting steel for inch series aerospace applications.

Nominal pressure: up to 21 000 kPa; depends on the associated seal, tube material, tube diameter and tube wall thickness in the assembly (see EN 4814).

NOTE Assembly in accordance with TR 4815.

2 Normative references

The following documents, in whole or in part, are normatively referenced in this document and are indispensable for its application. For dated references, only the edition cited applies. For undated references, the latest edition of the referenced document (including any amendments) applies.

EN 2424, *Aerospace series — Marking of aerospace products*

EN 2516, *Aerospace series — Passivation of corrosion resisting steels and decontamination of nickel base alloys*

EN 3468, *Aerospace series — Steel FE-PA13 — Softened — $500 \leq R_m \leq 700$ MPa — Forgings — $D_e \leq 100$ mm¹⁾*

EN 3487, *Aerospace series — Steel FE-PA3601 (X6CrNiTi18-10) — Air melted — Softened — Bar for machining — a or $D \leq 250$ mm — 500 MPa $\leq R_m \leq 700$ MPa*

EN 4315, *Aerospace series — Heat resisting alloy FE-PA2601 (X6NiCrTiMoV26-15) — Solution treated and precipitation treated, bar and section a or $D \leq 100$ mm, $R_m \geq 900$ MPa*

EN 4814, *Aerospace series — Flange couplings up to 21 000 kPa — Technical specification — Inch series*
[https://standards.iteh.ai/catalog/standards/sist/313e5ed7-6606-4444-b81b-](https://standards.iteh.ai/catalog/standards/sist/313e5ed7-6606-4444-b81b-ad77eb7379a5/sist-en-4803-2017)

EN 9100, *Quality Management Systems — Requirements for Aviation, Space and Defense Organizations*

TR 4815, *Aerospace series — Flange couplings up to 21 000 kPa — Design standard — Inch series²⁾*

3 Required characteristics**3.1 Configuration – Dimensions – Tolerances – Masses**

See Figure 1 and Table 2. Dimensions and tolerances are in millimetres, except otherwise specified.

3.2 Material and surface treatment

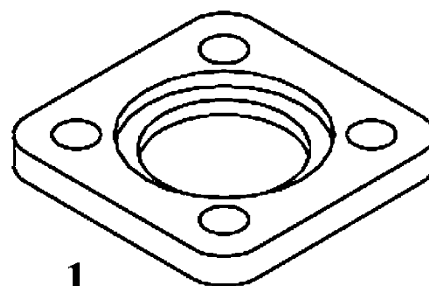
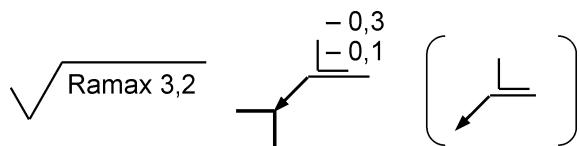
Table 1

Material	Code
EN 3468 or EN 3487	1
EN 4315	2

Surface finish: Passivation EN 2516.

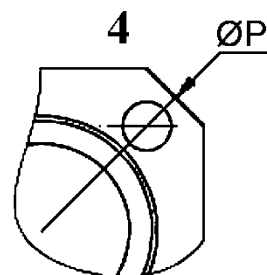
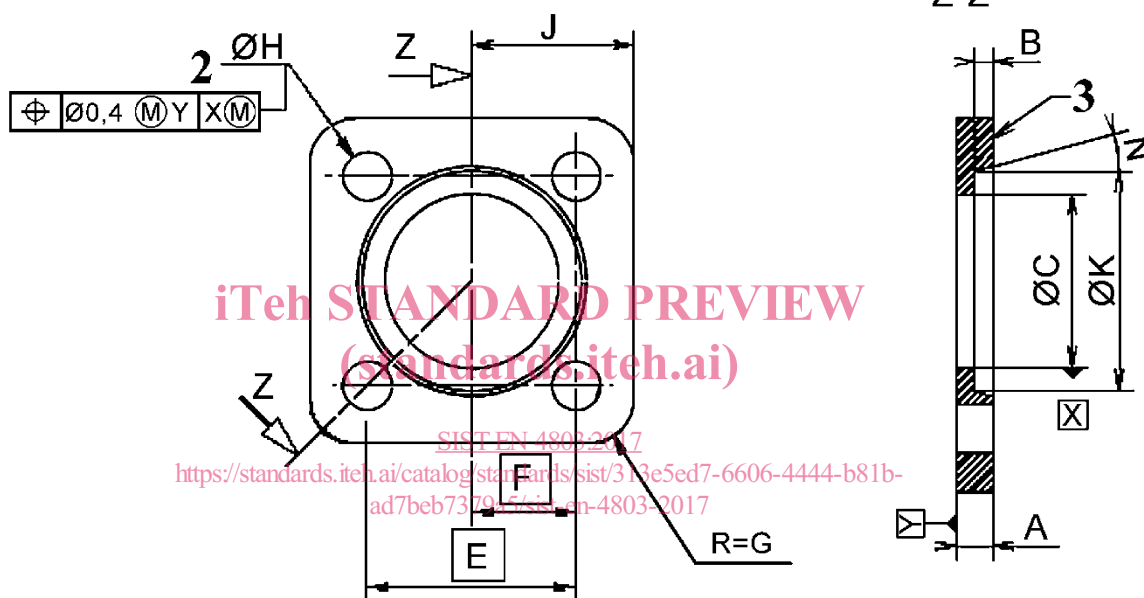
1) Published as ASD-STAN Prestandard at the date of publication of this European Standard. (<http://www.asd-stan.org/>)

2) Published as ASD-STAN Technical Report at the date of publication of this European Standard. (<http://www.asd-stan.org/>)



1

Z-Z



Key

- 1 3D view (for information only)
- 2 4 holes
- 3 Marking
- 4 Alternative shape

Figure 1

EN 4803:2017 (E)

Table 2

Dimensional code ^a	Nominal diameter		A ±0,25	B +0,15 0	ØC ±0,25	E Theo.	F Theo.	G		ØH		J ±0,25	ØK +0,15 0	N		ØP ±0,5	Mass ^b
	inch	mm						min	max	min	max			min	max		
10A	.625	15,875	5,20	2,40	20,30	26,37	13,185	5,60	7,10	5,50	5,70	19,70	28,80	14°00'	16°00'	49,5	37,9
10B	.625	15,875	5,20	2,40	20,30	28,30	14,15	5,60	7,10	7,10	7,30	22,50	28,80	21°30'	22°30'	56,7	54,4
12A	.750	19,050	5,20	2,40	24,40	29,36	14,68	5,60	7,10	5,50	5,70	21,20	32,00	21°30'	22°30'	54,2	41,5
12B	.750	19,050	5,20	2,40	24,40	30,48	15,24	5,60	7,10	7,10	7,30	23,60	32,00	21°30'	22°30'	55,8	56,6
16A	1.000	25,400	5,20	2,40	30,70	33,32	16,66	5,60	7,10	5,50	5,70	23,20	38,35	14°00'	16°00'	59,8	43,6
16B	1.000	25,400	5,20	2,40	30,70	35,92	17,96	5,60	7,10	7,10	7,30	27,20	38,35	21°30'	22°30'	63,5	73,7
20B	1.250	31,750	5,45	2,65	37,30	42,06	21,03	7,10	8,90	7,10	7,30	28,50	47,10	21°30'	22°30'	72,1	67,6
24B	1.500	38,100	6,00	2,95	42,90	46,02	23,01	7,10	8,90	7,10	7,30	30,50	54,20	14°00'	16°00'	81,2	75,1
28B	1.750	44,450	6,20	3,15	50,50	52,37	26,19	7,10	8,90	7,10	7,30	33,70	60,60	21°30'	22°30'	90,2	87,9
32C	2.000	50,800	6,20	3,15	56,90	60,33	30,17	7,10	8,90	8,60	8,90	38,60	70,10	21°30'	22°30'	101,5	115,5

^a This code is composed with the following elements:

- Nominal diameter given in 16th of inches within 2 digit;
- Bolt nominal thread diameter [A: .1900 in (4,826 mm); B: .2500 in (6,35 mm); C: .3125 in (7,938 mm)].

^b Mass ≈ quoted in kg/1 000 parts.

iTeh STANDARD PREVIEW
(standards.iteh.ai)

4 Designation

EXAMPLE

SIST EN 4803:2017

<https://standards.iteh.ai/catalog/standards/sist/313e5ed7-6606-4444-b81b-ad7beb7379a5/sist-en-4803-2017>

Description block

Identity block

FLANGE, 4 HOLES

EN4803-10A1

Number of this standard

Dimensional code (see Table 2)

Material code (see Table 1)

NOTE If necessary, the code 19005 shall be placed between the description block and the identity block.

5 Identification marking

EN 2424, category A, as indicated on Figure 1.

6 Technical specification

See EN 4814.

7 Quality Assurance

Approval of the manufactures.

See EN 9100.