



SLOVENSKI STANDARD

oSIST prEN ISO 7083:2020

01-marec-2020

Tehnična dokumentacija izdelkov - Simboli za uporabo tehnične dokumentacije izdelkov - Sorazmerja in mere (ISO/DIS 7083:2020)

Technical Product Documentation - Symbols used on technical product documentation - Proportions and dimensions (ISO/DIS 7083:2020)

Technische Produktdokumentation - Symbole für die Technische Produktdokumentation - Größenverhältnisse und Maße (ISO/DIS 7083:2020)

Documentation technique de produits - Symboles utilisés dans la documentation technique de produits - Proportions et dimensions (ISO/DIS 7083:2020)

<https://standards.iteh.ai/catalog/standards/sist/9ed13c10-79ee-408a-9427-54088b00a32/osist-pr-en-iso-7083-2020>

Ta slovenski standard je istoveten z: **prEN ISO 7083**

ICS:

01.100.01	Tehnično risanje na splošno	Technical drawings in general
01.110	Tehnična dokumentacija za izdelke	Technical product documentation

oSIST prEN ISO 7083:2020

en,fr,de

iTeh STANDARD PREVIEW
(standards.iteh.ai)

[oSIST prEN ISO 7083:2020](#)

<https://standards.iteh.ai/catalog/standards/sist/9ed13c10-79ee-408a-9427-540ff8b00e32/osist-pren-iso-7083-2020>

DRAFT INTERNATIONAL STANDARD

ISO/DIS 7083

ISO/TC 10/SC 1

Secretariat: **BSI**

Voting begins on:
2020-01-07

Voting terminates on:
2020-03-31

Technical Product Documentation — Symbols used on technical product documentation — Proportions and dimensions

ICS: 01.100.20

iTeh STANDARD PREVIEW (standards.iteh.ai)

[oSIST prEN ISO 7083:2020](https://standards.iteh.ai/catalog/standards/sist/9ed13c10-79ee-408a-9427-540ff8b00e32/osist-pren-iso-7083-2020)

<https://standards.iteh.ai/catalog/standards/sist/9ed13c10-79ee-408a-9427-540ff8b00e32/osist-pren-iso-7083-2020>

THIS DOCUMENT IS A DRAFT CIRCULATED FOR COMMENT AND APPROVAL. IT IS THEREFORE SUBJECT TO CHANGE AND MAY NOT BE REFERRED TO AS AN INTERNATIONAL STANDARD UNTIL PUBLISHED AS SUCH.

IN ADDITION TO THEIR EVALUATION AS BEING ACCEPTABLE FOR INDUSTRIAL, TECHNOLOGICAL, COMMERCIAL AND USER PURPOSES, DRAFT INTERNATIONAL STANDARDS MAY ON OCCASION HAVE TO BE CONSIDERED IN THE LIGHT OF THEIR POTENTIAL TO BECOME STANDARDS TO WHICH REFERENCE MAY BE MADE IN NATIONAL REGULATIONS.

RECIPIENTS OF THIS DRAFT ARE INVITED TO SUBMIT, WITH THEIR COMMENTS, NOTIFICATION OF ANY RELEVANT PATENT RIGHTS OF WHICH THEY ARE AWARE AND TO PROVIDE SUPPORTING DOCUMENTATION.

This document is circulated as received from the committee secretariat.

ISO/CEN PARALLEL PROCESSING



Reference number
ISO/DIS 7083:2020(E)

iTeh STANDARD PREVIEW (standards.iteh.ai)

[oSIST prEN ISO 7083:2020](https://standards.iteh.ai/catalog/standards/sist/9ed13c10-79ee-408a-9427-540ff8b00e32/osist-pren-iso-7083-2020)

<https://standards.iteh.ai/catalog/standards/sist/9ed13c10-79ee-408a-9427-540ff8b00e32/osist-pren-iso-7083-2020>



COPYRIGHT PROTECTED DOCUMENT

© ISO 2020

All rights reserved. Unless otherwise specified, or required in the context of its implementation, no part of this publication may be reproduced or utilized otherwise in any form or by any means, electronic or mechanical, including photocopying, or posting on the internet or an intranet, without prior written permission. Permission can be requested from either ISO at the address below or ISO's member body in the country of the requester.

ISO copyright office
CP 401 • Ch. de Blandonnet 8
CH-1214 Vernier, Geneva
Phone: +41 22 749 01 11
Fax: +41 22 749 09 47
Email: copyright@iso.org
Website: www.iso.org

Published in Switzerland

Contents

Introduction.....	6
1 Scope	1
2 Normative references	1
3 Terms and definitions.....	1
4 General conditions.....	1
5 Dimensions	2
6 Proportions	2
Index by Standard.....	100

List of Tables

Table 1 — Lettering type A.....	2
Table 2 — Lettering type B.....	2
Table 3 ISO 128-15:2013 Symbols.....	3
Table 4 ISO 128-22:1999 Symbols.....	4
Table 5 ISO 128-25:1999 Symbols.....	5
Table 6 ISO 128-30:2001 Symbols.....	5
Table 7 ISO 128-33:2018 Symbols.....	6
Table 8 ISO 128-43:2015 Symbols.....	6
Table 9 ISO 129-1:2018 Symbols.....	7
Table 10 ISO 129-4:2013 Symbols.....	9
Table 11 ISO 129-5:2018 Symbols.....	11
Table 12 ISO 286-1:2010 Symbols.....	14
Table 13 ISO 1101:2017 Symbols	14
Table 14 ISO 1302:2012 Symbols	19
Table 15 ISO 2162-1:1993 Symbols	21
Table 16 ISO 2203:1973 Symbols	21
Table 17 ISO 2692:2014 Symbols	22
Table 18 ISO 3040:2016 Symbols	22
Table 19 ISO 3766:2003 Symbols	22
Table 20 ISO 3952-1:1981 Symbols	27
Table 21 ISO 3952-2:1981 Symbols	34
Table 22 ISO 3952-3:1979 Symbols	44
Table 23 ISO 3952-4:1984 Symbols	47
Table 24 ISO 5261:1995 Symbols	49
Table 25 ISO 5456-1:1996 and ISO 5456-2:1996 Symbols	50
Table 26 ISO 5457:1999 Symbols	51

ISO/DIS 7083:2019(E)

Table 27	ISO 5459:2011 Symbols	51
Table 28	ISO 5845-1:1995 Symbols	54
Table 29	ISO 5845-2:1995 Symbols	57
Table 30	ISO 6410-3:1993 Symbols	58
Table 31	ISO 6411:1982 Symbols	60
Table 32	ISO 6413:2018 Symbols	61
Table 33	ISO 7518:1983 Symbols	61
Table 34	ISO 7519:1991 Symbols	61
Table 35	ISO 8015:2011 Symbols	63
Table 36	ISO 8560:2019 Symbols	63
Table 37	ISO 8826-1:1989 and ISO 8826-2:1994 Symbols	64
Table 38	ISO 9222-1:1989 and ISO 9222-2:1989 Symbols	67
Table 39	ISO 10135:2007 Symbols.....	70
Table 40	ISO 11091:1994 Symbols.....	75
Table 41	ISO 13385-1:2011 and ISO 13385-2:2011 Symbols.....	78
Table 42	ISO 13715:2017 Symbols.....	78
Table 43	ISO 14253-1:2017 Symbols.....	80
Table 44	ISO 14405-1:2016 Symbols.....	81
Table 45	ISO 15785:2002 Symbols.....	83
Table 46	ISO 15786:2008 Symbols.....	84
Table 47	ISO 15787:2016 Symbols.....	84
Table 48	ISO 16016:2016 Symbols.....	86
Table 49	ISO 25178-1:2016 Symbols.....	86
Table 50	IEC 81346-1:2009 Symbols	88
Table 51	ISO TS 8062-2:2013 Symbols	88
Table 52	ISO TS 17863:2013 Symbols.....	89
Table 53	ISO 18391:2016 Symbols.....	90

Foreword

ISO (the International Organization for Standardization) is a worldwide federation of national standards bodies (ISO member bodies). The work of preparing International Standards is normally carried out through ISO technical committees. Each member body interested in a subject for which a technical committee has been established has the right to be represented on that committee. International organizations, governmental and non-governmental, in liaison with ISO, also take part in the work. ISO collaborates closely with the International Electrotechnical Commission (IEC) on all matters of electrotechnical standardization.

The procedures used to develop this document and those intended for its further maintenance are described in the ISO/IEC Directives, Part 1. In particular the different approval criteria needed for the different types of ISO documents should be noted. This document was drafted in accordance with the editorial rules of the ISO/IEC Directives, Part 2 (see www.iso.org/directives).

Attention is drawn to the possibility that some of the elements of this document may be the subject of patent rights. ISO shall not be held responsible for identifying any or all such patent rights. Details of any patent rights identified during the development of the document will be in the Introduction and/or on the ISO list of patent declarations received (see www.iso.org/patents).

Any trade name used in this document is information given for the convenience of users and does not constitute an endorsement.

For an explanation on the meaning of ISO specific terms and expressions related to conformity assessment, as well as information about ISO's adherence to the World Trade Organization (WTO) principles in the Technical Barriers to Trade (TBT) see the following URL: www.iso.org/iso/foreword.html.

The committee responsible for this document is Technical Committee [or Project Committee] ISO/TC10, *Technical Product Documentation*, Subcommittee SC 1, *Basic conventions*.

This second edition cancels and replaces the first edition (ISO 7083:1983), which has been technically revised.

The main changes compared to the previous edition are as follows:

- Added symbols for standards under TC10 and TC213

ISO/DIS 7083:2019(E)

Introduction

This documentation is a collection of all the current symbols used on technical product documentation, predominantly created in ISO/TC10 and ISO/TC213. The symbols are indexed to the individual standards in which they were created and which they are implemented. The ISO/TC10 SC1 validation processed will be reactivated and ensure the harmonization of symbols

When developing new symbols for use on technical drawings, new symbols are submitted to TC10 for review. TC10 will confirm that a duplicate symbol with a different meaning does not exist and will add the new symbol to this standard once the originating standard has been approved and published.

The following is a description of the process used for incorporation of a new symbol:

1. Fill in the New Symbol Application Form.
2. Attach symbol graphics file per the accepted graphics formats in the form.
3. Send application and graphics file to TC 10/SC 1.
4. TC 10/SC1 forwards the documents to the Validation Team (appointed group of experts).
5. The Validation Team reviews the application and symbol according to the following areas:
 - Justification for new symbol
 - Design
 - Compliance with ISO 81714-1, *Design of graphical symbols for use in the technical documentation of products - Part 1: Basic rules*
 - Duplication and similarity to existing and registered symbols
6. The Validation Team prepares their report and the application documents back to TC 10/SC 1. Rejected proposals are sent back to originator with attached cause of rejection.
7. If new symbol request is approved the originator is notified and the symbol is appointed a registry number and submitted to ISO Central Secretariat for registration and publication in ISO/ OBP.
8. The approved new symbol is added to the list of symbols to be added in the next revision of ISO 7083.

540ff8b00e32/osist-pren-iso-7083-2020

Technical Product Documentation — Symbols used on technical product documentation — Proportions and dimensions

1 Scope

This document specifies the recommended proportions for the symbols used on technical product documentation. It gives recommended dimensions based on the grid related to the line width to be used.

This standard does not apply to symbols used in process plant documentation which is covered in ISO 81714-1.

The proportions of the symbols are based on the standard heights of lettering given in ISO 3098-1.

2 Normative references

The following documents are referred to in the text in such a way that some or all of their content constitutes requirements of this document. For dated references, only the edition cited applies. For undated references, the latest edition of the referenced document (including any amendments) applies.

ISO 3098-1, *Technical product documentation — Lettering — Part 1: General requirements*

<https://standards.iteh.ai/catalog/standards/sist/9ed13c10-79ee-408a-9427-540ff8b00e32/osist-pren-iso-7083-2020>

3 Terms and definitions

No terms and definitions are listed in this document.

ISO and IEC maintain terminological databases for use in standardization at the following addresses:

- ISO Online browsing platform: available at <http://www.iso.org/obp>
- IEC Electropedia: available at <http://www.electropedia.org/>

4 General conditions

The lettering used with the symbols shall be in accordance with the specifications of ISO 3088-1.

It is recommended that on any one drawing the height, line width and type of lettering with the symbols be equal to those applied for the dimensioning and- other indications on that drawing.

The symbols and their lettering are produced by digital means or may be hand-written (using a rule for drawing the frames) or executed by means of other appropriate methods (for example, stencils, transfers, mechanical drawing)

5 Dimensions

Recommended dimensions of the symbols with lettering type A are specified in Table 1, those for use with lettering type B in Table 2.

Table 1 — Lettering type A

Dimensions in millimetres

Characteristic	Recommended dimensions					
	Height of frame (H) *	7	10	14	20	28
Height of characters (h)	3,5	5	7	10	14	20
Diameter (D) **	14	20	28	40	58	80
Line Width (d)	0,25	0,35	0,5	0,7	1	1,4

Table 2 — Lettering type B

Dimensions in millimetres

Characteristic	Recommended dimensions						
	Height of frame (H) *	5	7	10	14	20	28
Height of characters (h)	2,5	3,5	5	7	10	14	20
Diameter (D) **	10	14	20	28	40	56	80
Line Width (d)	0,25	0,35	0,5	0,7	1	1,4	2

* Where an additional tolerance value is to be inscribed in a lower compartment (see ISO 1011, this height should be increased, dependent on the heights of the inscriptions.

** See Table 3 and **Error! Reference source not found.**50

5.1 The recommended widths of tolerance indicators frame should be :

- first compartment, equal to height of frame (H);
- second compartment, to suit the length of the inscription;
- third and subsequent compartments, if required, to suit the width of the reference letter (or letters).

The distances between the vertical strokes of the compartments and the inscriptions shall be at least twice the line width, with a minimum of 0,7 mm.

6 Proportions

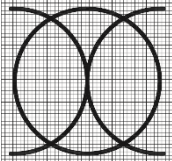
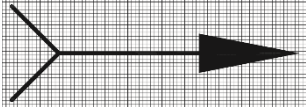
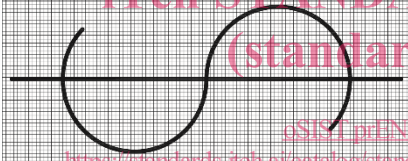
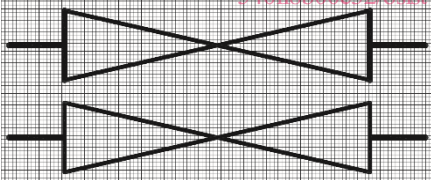
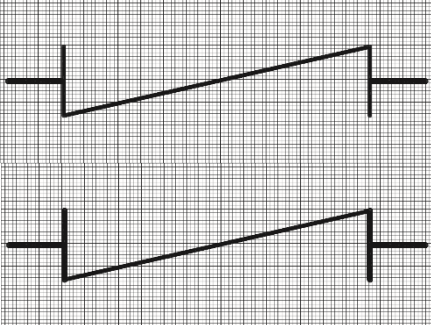
Examples for the proportions of the symbols for use with lettering type B, vertical or inclined, are shown in Table 3 through Table 52**Error! Reference source not found.**

The configurations are depicted on a grid with a spacing equal to the line width. The design of the inscribed characters is mostly not shown, but shall be the same as in ISO 3098-1 for lettering type B, vertical or inclined.




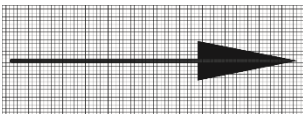
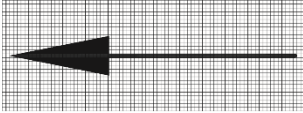
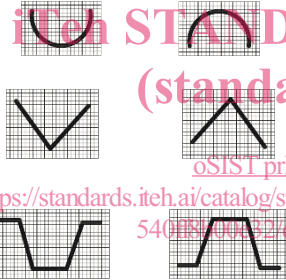
For the alternative lettering type A, vertical or inclined, appropriate grids should be used.

The symbols in ISO 128-15:2013 are shown in Table 3

Table 3 ISO 128-15:2013 Symbols


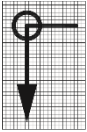
No.	ISO Reg. No.	Symbol	Symbol Name or Description Standards symbol used in
1			Amidship ISO 128-15
2			Generic Seam ISO 128-15
3			Segmentation Seam ISO 128-15
4			Small opening section ISO 128-15
5			Small opening section ISO 128-15
6		CL (See ISO 3098-1)	Center line ISO 128-15
7		RL (See ISO 3098-1)	Rounded line ISO 128-15

ISO/DIS 7083:2019(E)

8		 (See ISO 3098-1)	Frame Number ISO 128-15
9		 (See ISO 3098-1)	Molded base line ISO 128-15
10		 (See ISO 3098-1)	Waterline ISO 128-15
11			Projection direction (Bow direction) ISO 128-15
12			Projection direction (Stern direction) ISO 128-15
13		 (front side) (back side)	Swage and groove (upside down symbol indicates back side) ISO 128-25 ISO 128-15

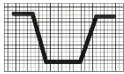
The symbols in ISO 128-22:1999 are shown in Table 4

Table 4 ISO 128-22:1999 Symbols

No.	ISO Reg. No.	Symbol	Symbol Name or Description Standards symbol used in
14		 $d = 5 \times \text{line width}$	Dot ISO 128-22
15		 $d = 8 \times \text{width of the leader line}$	Circle ISO 128-22



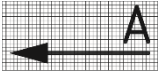

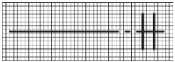
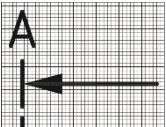
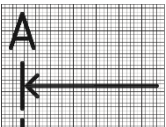
The symbols in ISO 128-25:1999 are shown in Table 5

Table 5 ISO 128-25:1999 Symbols

No.	ISO Reg. No.	Symbol	Symbol Name or Description Standards symbol used in
16			Swedge ISO 128-25 ISO 128-15



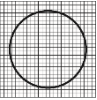
The symbols in ISO 128-30:2001 are shown in Table 6

Table 6 ISO 128-30:2001 Symbols

Fig. No.	ISO Reg. No.	Symbol	Symbol Name or Description Standards symbol used in
17			First angle projection ISO 128-30 ISO 5456-2
18			Third angle projection ISO 128-30 ISO 5456-2
19			Reference arrow ISO 128-30
20			Arc arrow ISO 128-30
21			Symmetry ISO 128-30
22			30° cuts and section arrows ISO 128-30
23			90° cuts and section arrows ISO 128-30

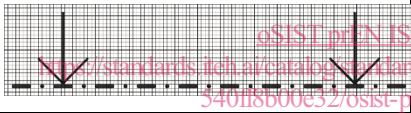
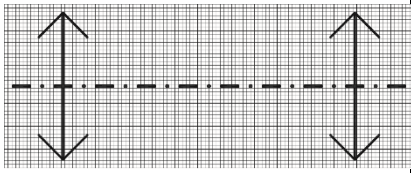
The symbols in ISO 128-33:2018 are shown in Table 7

Table 7 ISO 128-33:2018 Symbols

No.	ISO Reg. No.	Symbol	Symbol Name or Description Standards symbol used in
24			Direction of view ISO 128-33
25			Cutting plane ISO 128-33
26			Location of detail ISO 128-33








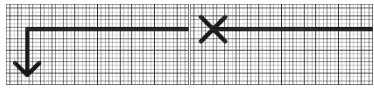


The symbols in ISO 128-43:2015 are shown in Table 8

Table 8 ISO 128-43:2015 Symbols

No.	ISO Reg. No.	Symbol	Symbol Name or Description Standards symbol used in
27			Direct orthographic projection ISO 128-43
28			Mirrored orthographic projection ISO 128-43

The symbols in ISO 129-1:2018 are shown in Table 9

Table 9 ISO 129-1:2018 Symbols

No.	ISO Reg. No.	Symbol	Symbol Name or Description Standards symbol used in
29			Diameter ISO 129-1 ISO 5261
30		 (See ISO 3098-1)	Radius ISO 129-1
31		 (See ISO 3098-1)	Spherical radius ISO 129-1
32			Square ISO 129-1 ISO 5261
33			Spherical diameter ISO 129-1
34			Repeated spacing ISO 129-1 ISO 6433
35			Indication of a point ISO 129-1
36			Indication of level ISO 129-1
37		 (See ISO 3098-1)	Out-of-scale ISO 129-1
38		 See ISO 3098-1	Auxiliary Dimension ISO 129-1
39			Symmetry ISO 129-1