



Designation: B666/B666M – 08

# Standard Practice for Identification Marking of Aluminum and Magnesium Products<sup>1</sup>

This standard is issued under the fixed designation B666/B666M; the number immediately following the designation indicates the year of original adoption or, in the case of revision, the year of last revision. A number in parentheses indicates the year of last reapproval. A superscript epsilon ( $\epsilon$ ) indicates an editorial change since the last revision or reapproval.

*This standard has been approved for use by agencies of the U.S. Department of Defense.*

## 1. Scope\*

1.1 This practice establishes the physical item marking requirements for identification purposes for aluminum and magnesium products. Package marking for shipment and inspection acceptance is not within the scope of this standard.

1.2 The values stated in either SI units or inch-pound units are to be regarded separately as standard. The values stated in each system may not be exact equivalents; therefore, each system shall be used independently of the other. Combining values from the two systems may result in non-conformance with the standard.

1.3 *This standard does not purport to address all of the safety concerns, if any, associated with its use. It is the responsibility of the user of this standard to establish appropriate safety and health practices and determine the applicability of regulatory limitations prior to use.*

## 2. Referenced Documents

2.1 The following documents of the issue in effect on the date of material purchase form a part of this specification to the extent referenced herein:

2.2 *ASTM Standards:*<sup>2</sup>

[B361 Specification for Factory-Made Wrought Aluminum and Aluminum-Alloy Welding Fittings](#)

[B404/B404M Specification for Aluminum and Aluminum-Alloy Seamless Condenser and Heat-Exchanger Tubes with Integral Fins](#) (Withdrawn 2006)<sup>3</sup>

[B547/B547M Specification for Aluminum and Aluminum-Alloy Formed and Arc-Welded Round Tube](#)

<sup>1</sup> This practice is under the jurisdiction of ASTM Committee B07 on Light Metals and Alloys and is the direct responsibility of Subcommittee B07.03 on Aluminum Alloy Wrought Products.

Current edition approved July 15, 2008. Published August 2008. Originally approved in 1980. Last previous edition approved in 2001 as B666/B666M – 01. DOI: 10.1520/B0666\_B0666M-08.

<sup>2</sup> For referenced ASTM standards, visit the ASTM website, www.astm.org, or contact ASTM Customer Service at service@astm.org. For *Annual Book of ASTM Standards* volume information, refer to the standard's Document Summary page on the ASTM website.

<sup>3</sup> The last approved version of this historical standard is referenced on www.astm.org.

[B881 Terminology Relating to Aluminum- and Magnesium-Alloy Products](#)

2.3 *ANSI Standards:*

[H35.1/H35.1\(M\) Alloy and Temper Designation Systems for Aluminum](#)<sup>4</sup>

2.4 *Military Standards:*

[MIL-STD-409 Alloy Nomenclature and Temper Designation System for Magnesium Base Alloys](#)<sup>5</sup>

## 3. Terminology

3.1 *Definitions*—Refer to Terminology B881 for definitions of product terms used in this specification.

3.2 *Definitions of Terms Specific to This Standard:*

3.2.1 *Marking:*

3.2.2 *spot marking*—marking the identification only once on the product.

3.2.3 *continuous marking*—recurring marking of the identification in intervals not greater than 40 in. [1000 mm] throughout the length of the product.

3.2.4 *perimeter marking*—marking continuously the identification in one or two rows adjacent to the four edges of the product.

3.2.5 *tagging*—attaching tags bearing the required identification markings to coils, bundles, or containers of items which are too small to mark or whose configuration preclude marking otherwise.

## 4. Basic Marking Requirements and Application

4.1 When this practice is required by the material specification or specified in the contract or purchase order, wrought aluminum and magnesium mill products shall be marked for identification purposes only with the following information on the product or on tags attached to the product:

<sup>4</sup> Available from Aluminum Association, Inc., 1525 Wilson Blvd., Suite 600, Arlington, VA 22209, <http://www.aluminum.org>.

<sup>5</sup> Available from Standardization Documents Order Desk, DODSSP, Bldg. 4, Section D, 700 Robbins Ave., Philadelphia, PA 19111-5098, <http://www.dodssp.daps.mil>.

\*A Summary of Changes section appears at the end of this standard

4.1.1 *Name or Registered Trademark of the Company*, which performs the final processing or finishing operation such as rolling, stretching, thermal treatment, etc., prior to marketing the product;

NOTE 1—The company that performs nothing more than a simple shearing or sawing operation may be excluded from marking the product with its name.

4.1.2 *Alloy and Temper of the Product*—Designations shall be in accordance with ANSI H35.1/H35.1M for aluminum and MIL-STD-409 for magnesium;

4.1.3 *Basic Number of the Specification to which the Product was Produced*—The basic number does not include the revision indicator;

4.1.4 *Specified (Ordered) Dimensions of the Following Products:*

4.1.4.1 *Sheet and Plate*—Thickness in inches [millimetres],

4.1.4.2 *Coiled Wire and Spooled Wire*—Diameter in inches [millimetres],

4.1.4.3 *Tube:*

(1) *Straight Lengths*—Outside diameter and wall thickness, in inches [millimetres],

(2) *Coiled*—Wall thickness, in inches [millimetres],

4.1.4.4 *Pipe*—Nominal pipe size and ANSI schedule number;

4.1.5 Lot number shall be included in the product marking. The definition of lot shall be that as defined in the material specification.

4.1.6 For magnesium products, the applicable lot number shall be marked on each piece in at least one location.

4.1.7 When required by the material specification, the word “seamless” on certain tube or pipe.

NOTE 2—The requirements specified in 4.1 are minimum; marking systems that involve additional information shall be as agreed upon between the producer and the purchaser.

4.2 When this practice is required by the material specification or specified in the contract or purchase order, marking of cast aluminum products shall be in accordance with Section 6.

4.3 Product marking shall be such that it shall not rub off or be otherwise obliterated by contact arising from normal handling, exposure to the elements, shipment, and storage. The height of the characters shall be commensurate with the size of the product being marked; for example, not less than 0.375 in. [9 mm] for flat sheet and plate, not less than 0.250 in. [6 mm] for hand forgings and not less than 0.125 in. [3 mm] for tubular products. Legibility of all markings shall be such as required for ready readability and the required permanency of identification.

4.4 Product marking shall be accomplished in a manner that will not adversely affect the subsequent fabrication of the material, or produce stresses that would be deleterious to the functioning of the finished product. Marking on the product shall be with marking fluid applied by printing, stamping, or stenciling. Ghost images of the characters may remain upon the removal of marking applied. Impression stamping is considered detrimental and shall not be used except on ingot, castings, forging, and certain tube products, or when required by prior agreement between the producer and purchaser.

**5. Marking of Wrought Aluminum and Magnesium Mill Products**

5.1 When this practice is required by the material specification or specified in the contract or purchase order, wrought aluminum and magnesium mill products shall be marked as follows:

5.1.1 *Lot Number, All Products*—Spot marking the product.

5.1.2 *Coiled Sheet*—Spot marking in one or more rows near the outside end as shown in Fig. 1 [1M].

5.1.3 *Flat Sheet and Plate:*

5.1.3.1 Flat sheet less than 0.012 in. [up through 0.30 mm] (for O temper, less than 0.020 in. [up through 0.50 mm]) in thickness—Spot marking near one end,

5.1.3.2 Plate and flat sheet 0.012 in. and over [over 0.30 mm] (for O temper, 0.020 in. and over [over 0.50 mm]) in thickness and less than 6 in. [up through 150 mm] wide—Continuous marking in one row,

5.1.3.3 Plate up through 0.375 in. [10 mm] and flat sheet 0.012 in. and over [over 0.30 mm] (for O temper, 0.020 in. and over [over 0.50 mm]) in thickness, 6 through 60 in. [over 150 through 1500 mm] in width, and 36 through 200 in. [over 1000 through 5000 mm] in length—Continuous marking in rows running the direction of rolling on 6 in. [150 mm] centers across the width on one surface as shown in Fig. 2 [2M] and Fig. 3[3M]. Using the marking pattern of Fig. 2 [2M], every third row shall contain the producer’s name or trademark and the ordered thickness. The other two rows shall each contain the alloy and temper and the specification number, and shall be staggered. Using the marking pattern of Fig. 3[3M], there are two alternating rows. One row shall contain the producer’s name or trademark and the ordered thickness, and the alternating row shall contain the alloy and temper and the specification number. Both the marking patterns shown in Fig. 2[2M] and Fig. 3[3M] provide the same information and either can be used.

5.1.3.4 Plate over 0.375 in. [10 mm] in thickness, flat sheet and plate over 60 in. [1500 mm] in width or over 200 in. [5000


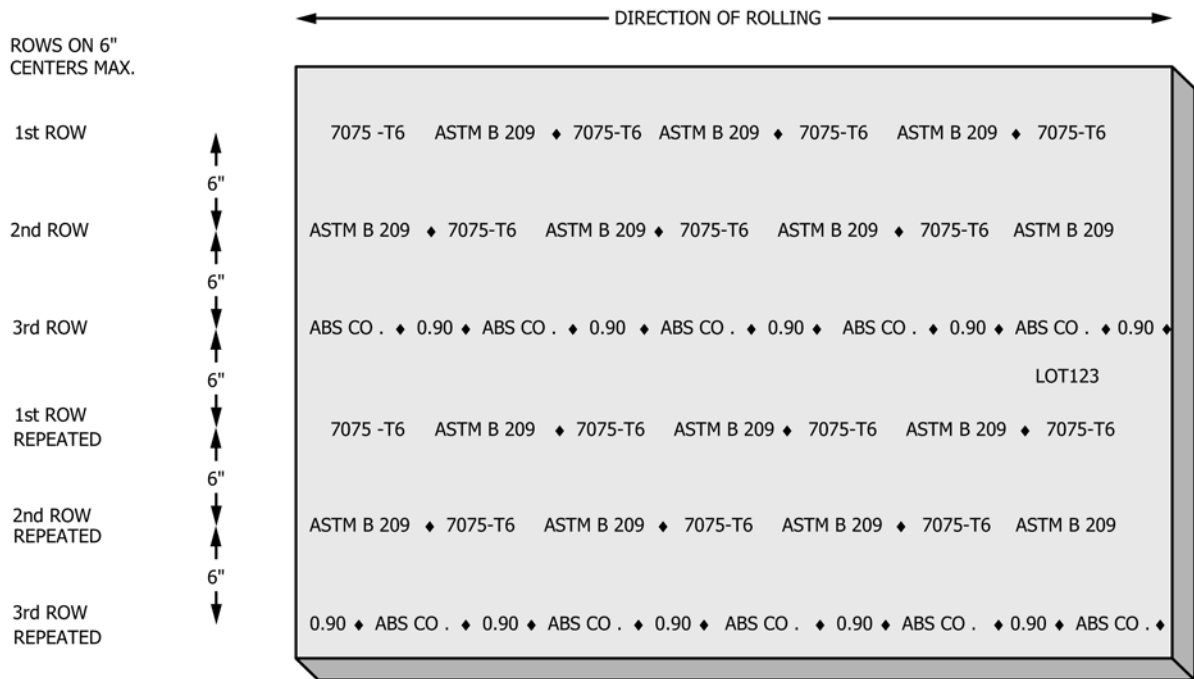


Fig. 1 Spot Marking for Coiled Sheet

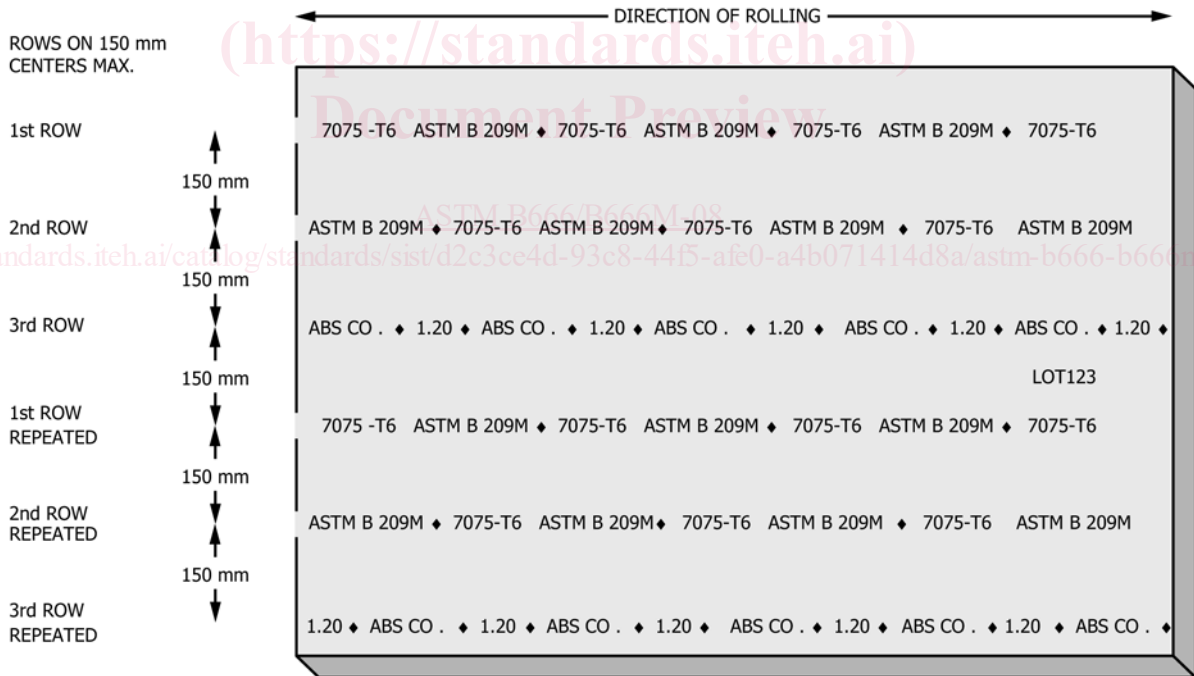


FIG. 1 M Spot Marking for Coiled Sheet



NOTE 1—Marking pattern is three staggered rows: two rows contain alloy, temper, and specification number, and every third row contains producer’s name and ordered thickness. Figure shows spot marking of the lot number.

FIG 2 Continuous Marking for Plate Through 0.375 in. and Flat Sheet 0.012 in. and over (for O Temper, 0.020 in. and over) in Thickness, 6 Through 60 in. in Width, and 36 Through 200 in. in Length



NOTE 1—Marking pattern is three staggered rows: two rows contain alloy, temper, and specification number, and every third row contains producer’s name and ordered thickness. Figure shows spot marking of the lot number.

FIG. 2 M Continuous Marking for Plate Through 10 mm and Flat Sheet over 0.30 mm (for O Temper, over 0.50 mm) in Thickness, over 150 Through 1500 mm in Width, and 1000 Through 5000 mm in Length

mm] in length—Same marking as 5.1.3.3 or perimeter marking on one surface. When perimeter marking of two rows is chosen, one row shall contain the producer’s name or trade-

mark and the ordered thickness, and the second row shall contain alloy and temper, and the specification number as shown in Fig. 4 [4M].