



SLOVENSKI STANDARD

SIST EN 3155-027:2019

01-oktober-2019

Nadomešča:

SIST EN 3155-027:2016

**Aeronavtika - Električni kontakti za uporabo v veznih elementih - 027. del:
Kontakti, električni, ženski, tip A, nagubani, razred R - Standard za proizvod**

Aerospace series - Electrical contacts used in elements of connection - Part 027:
Contacts, electrical, female, type A, crimp, class R - Product standard

Luft- und Raumfahrt - Elektrische Kontakte zur Verwendung in Verbindungselementen -
Teil 027: Elektrische Buchsenkontakte, Typ A, crimpbar, Klasse R - Produktnorm

Série aérospatiale - Contacts électriques utilisés dans les organes de connexion - Partie
027 : Contacts électriques, femelles, type A, à sertir, classe R - Norme de produit

Ta slovenski standard je istoveten z: EN 3155-027:2019

ICS:

49.060	Letalska in vesoljska električna oprema in sistemi	Aerospace electric equipment and systems
--------	---	---

SIST EN 3155-027:2019

sl,en,de,fr

iTeh STANDARD PREVIEW
(standards.iteh.ai)

SIST EN 3155-027:2019

<https://standards.iteh.ai/catalog/standards/sist/0714de91-82a2-4269-bb4d-8dfc1f850713/sist-en-3155-027-2019>

EUROPEAN STANDARD

EN 3155-027

NORME EUROPÉENNE

EUROPÄISCHE NORM

August 2019

ICS 49.060

English Version

Aerospace series - Electrical contacts used in elements of connection - Part 027: Contacts, electrical, female, type A, crimp, class R - Product standard

Série aérospatiale - Contacts électriques utilisés dans les organes de connexion - Partie 027 : Contacts électriques, femelles, type A, à sertir, classe R - Norme de produit

Luft- und Raumfahrt - Elektrische Kontakte zur Verwendung in Verbindungselementen - Teil 027: Elektrische Buchsenkontakte, Typ A, crimpbar, Klasse R - Produktnorm

This European Standard was approved by CEN on 29 April 2019.

CEN members are bound to comply with the CEN/CENELEC Internal Regulations which stipulate the conditions for giving this European Standard the status of a national standard without any alteration. Up-to-date lists and bibliographical references concerning such national standards may be obtained on application to the CEN-CENELEC Management Centre or to any CEN member.

This European Standard exists in three official versions (English, French, German). A version in any other language made by translation under the responsibility of a CEN member into its own language and notified to the CEN-CENELEC Management Centre has the same status as the official versions.

CEN members are the national standards bodies of Austria, Belgium, Bulgaria, Croatia, Cyprus, Czech Republic, Denmark, Estonia, Finland, France, Germany, Greece, Hungary, Iceland, Ireland, Italy, Latvia, Lithuania, Luxembourg, Malta, Netherlands, Norway, Poland, Portugal, Republic of North Macedonia, Romania, Serbia, Slovakia, Slovenia, Spain, Sweden, Switzerland, Turkey and United Kingdom.



EUROPEAN COMMITTEE FOR STANDARDIZATION
COMITÉ EUROPÉEN DE NORMALISATION
EUROPÄISCHES KOMITEE FÜR NORMUNG

CEN-CENELEC Management Centre: Rue de la Science 23, B-1040 Brussels

Contents	Page
European foreword	3
1 Scope.....	4
2 Normative references.....	4
3 Terms and definitions	4
4 Requirements.....	5
5 Designation	14
6 Marking.....	15
7 Technical specification	15

iTeh STANDARD PREVIEW
(standards.iteh.ai)

[SIST EN 3155-027:2019](https://standards.iteh.ai/catalog/standards/sist/0714de91-82a2-4269-bb4d-8dfe1f850713/sist-en-3155-027-2019)

<https://standards.iteh.ai/catalog/standards/sist/0714de91-82a2-4269-bb4d-8dfe1f850713/sist-en-3155-027-2019>

European foreword

This document (EN 3155-027:2019) has been prepared by the Aerospace and Defence Industries Association of Europe - Standardization (ASD-STAN).

After enquiries and votes carried out in accordance with the rules of this Association, this Standard has received the approval of the National Associations and the Official Services of the member countries of ASD, prior to its presentation to CEN.

This European Standard shall be given the status of a national standard, either by publication of an identical text or by endorsement, at the latest by February 2019, and conflicting national standards shall be withdrawn at the latest by February 2019.

Attention is drawn to the possibility that some of the elements of this document may be the subject of patent rights. CEN shall not be held responsible for identifying any or all such patent rights.

This document supersedes EN 3155-027:2015.

According to the CEN-CENELEC Internal Regulations, the national standards organizations of the following countries are bound to implement this European Standard: Austria, Belgium, Bulgaria, Croatia, Cyprus, Czech Republic, Denmark, Estonia, Finland, France, Germany, Greece, Hungary, Iceland, Ireland, Italy, Latvia, Lithuania, Luxembourg, Malta, Netherlands, Norway, Poland, Portugal, Republic of North Macedonia, Romania, Serbia, Slovakia, Slovenia, Spain, Sweden, Switzerland, Turkey and the United Kingdom.

ITEH STANDARD PREVIEW
(standards.iteh.ai)

SIST EN 3155-027:2019

<https://standards.iteh.ai/catalog/standards/sist/0714de91-82a2-4269-bb4d-8dfe1f850713/sist-en-3155-027-2019>

EN 3155-027:2019 (E)**1 Scope**

This document specifies the required characteristics and tests applicable to female electrical contacts 027, type A, crimp, class R, used in elements of connection according to EN 3155-002.

The associated male contacts are defined in EN 3155-026.

2 Normative references

The following documents are referred to in the text in such a way that some or all of their content constitutes requirements of this document. For dated references, only the edition cited applies. For undated references, the latest edition of the referenced document (including any amendments) applies.

EN 2083, *Aerospace series — Copper and copper alloys conductors for electrical cables — Product standard*

EN 2591 (all parts), *Aerospace series — Elements of electrical and optical connection — Test methods*

EN 3155-001, *Aerospace series — Electrical contacts used in elements of connection — Part 001: Technical specification*

EN 3155-002, *Aerospace series — Electrical contacts used in elements of connection — Part 002: List and utilization of contacts*

EN 3155-026, *Aerospace series — Electrical contacts used in elements of connection — Part 026: Contacts, electrical, male, type A, crimp, class R — Product standard*

EN 3682-001, *Aerospace series — Connectors, plug and receptacle, electrical, rectangular, interchangeable insert type, rack to panel, operating temperature 150 °C continuous — Part 001: Technical specification*

EN 4434, *Aerospace series — Copper or copper alloy lightweight conductors for electrical cables — Product standard (normal and tight tolerances)*

SAE-AS22520, *Crimping tools, wire termination, general specification for 1)*

SAE-AS81969, *Installing and removal tools, connector electrical contact, general specification for 1)*

ISO 8843, *Aircraft — Crimp-removable contacts for electrical connectors — Identification system 2)*

3 Terms and definitions

For the purposes of this document, the terms and definitions given in EN 3155-001 apply.

ISO and IEC maintain terminological databases for use in standardization at the following addresses:

- IEC Electropedia: available at <http://www.electropedia.org/>
- ISO Online browsing platform: available at <http://www.iso.org/obp>

1) Published by: SAE National (US) Society of Automotive Engineers, <http://www.sae.org/>

2) Published by: ISO International Standardisation Organisation, <http://www.iso.ch/>

4 Requirements

4.1 Specific characteristics

Type A contacts are for general application and class R corresponds to operating temperature range from – 65 °C to 150 °C.

4.2 Dimensions and mass

See Figure 1 to Figure 3 and Table 1.

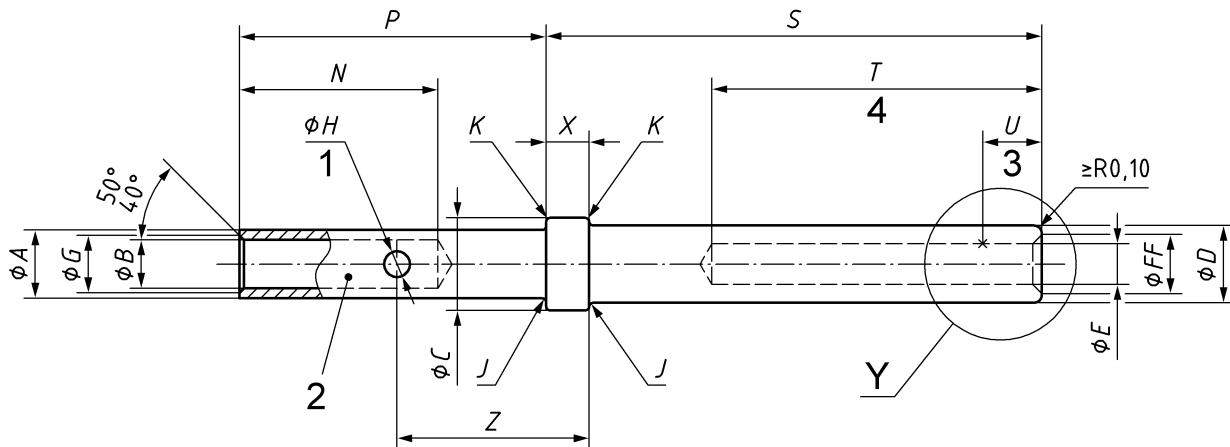
Dimensions and tolerances are given in millimetres and apply after surface treatment.

iTeh STANDARD PREVIEW
(standards.iteh.ai)

SIST EN 3155-027:2019

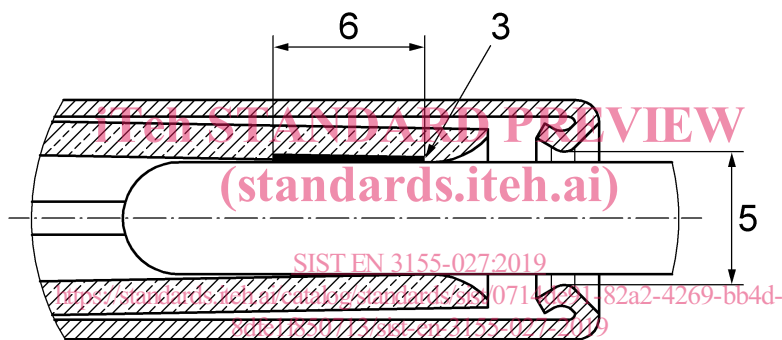
<https://standards.iteh.ai/catalog/standards/sist/0714de91-82a2-4269-bb4d-8dfe1f850713/sist-en-3155-027-2019>

EN 3155-027:2019 (E)



◎ $\varnothing 0,05$ \varnothing General concentricity. Contact size 22 and 20
 ◎ $\varnothing 0,05$ $\varnothing A$
◎ $\varnothing 0,05$ $\varnothing B$

Contact size 16 and 12
 ◎ $\varnothing 0,05$ $\varnothing A$
◎ $\varnothing 0,05$ $\varnothing B$



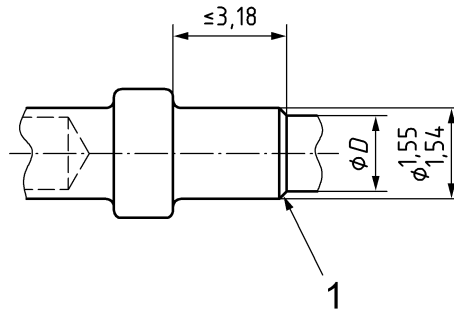
Detail Y

Key

- 1 1(one) side only
- 2 Colour bands, see Table 2.
- 3 Position of the first point and the maximum length of electrical contact (Point at which a square ended minimum gauge pin of the same basic diameter as the mating contact first engages the female contact spring member) (See EN 3155-001 for active area definition)
- 4 This dimension represents the length to allow full pin engagement.
- 5 The max. entry diameter shall be compliant with the value defined in EN 3155-001 test EN 2591-502 restricted entry.
- 6 Female active area: See EN 3155-001 for definition.

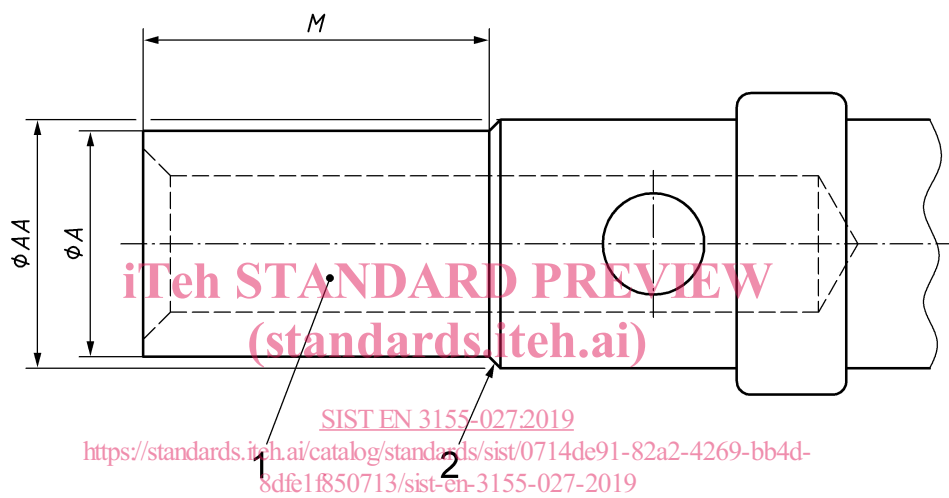
NOTE No sharp angle on the front side of the contact shoulder.

Figure 1

**Key**

- 1 Chamfer or radius

Figure 2 — Barrel, contacts 22-22 (optional)

**Key**

- 1 Colour bands, see Table 2.
2 Chamfer or radius

Figure 3 — Barrel, contacts 12-12, 16-16 and 20-20 (optional)