



# SLOVENSKI STANDARD SIST EN ISO 25110:2018

01-april-2018

Nadomešča:

SIST-TS CEN ISO/TS 25110:2013

---

**Elektronsko pobiranje pristojbin - Definicija vmesnika za obračun pristojbin, ki uporablja kartico z integriranim vezjem (ICC) (ISO 25110:2017)**

Electronic fee collection - Interface definition for on-board account using integrated circuit card (ICC) (ISO 25110:2017)

**iTeh STANDARD PREVIEW**  
**(standards.iteh.ai)**

Perception du télépéage - Définition d'interface pour compte de bord utilisant une carte à circuit intégré (ICC) (ISO 25110:2017)

<https://standards.iteh.ai/catalog/standards/sist/1e256d14-3ed9-440c-95becb0fa45ca5c/sist-en-iso-25110-2018>

**Ta slovenski standard je istoveten z: EN ISO 25110:2017**

---

**ICS:**

03.220.01	Transport na splošno	Transport in general
35.240.60	Uporabniške rešitve IT v prometu	IT applications in transport

**SIST EN ISO 25110:2018**

**en,fr,de**

**iTeh STANDARD PREVIEW**  
**(standards.iteh.ai)**

SIST EN ISO 25110:2018

<https://standards.iteh.ai/catalog/standards/sist/1e256d14-3ed9-440c-95becb0fa45ca5c/sist-en-iso-25110-2018>

EUROPEAN STANDARD

**EN ISO 25110**

NORME EUROPÉENNE

EUROPÄISCHE NORM

December 2017

ICS 03.220.01; 35.240.60

Supersedes CEN ISO/TS 25110:2013

English Version

## Electronic fee collection - Interface definition for on-board account using integrated circuit card (ICC) (ISO 25110:2017)

Perception du télépéage - Définition d'interface pour compte de bord utilisant une carte à circuit intégré (ICC) (ISO 25110:2017)

Elektronische Gebührenerhebung - Schnittstellendefinition für die fahrzeugseitige bordeigene Datenverwaltung mit Chipkarte (ICC) (ISO 25110:2017)

This European Standard was approved by CEN on 22 November 2017.

CEN members are bound to comply with the CEN/CENELEC Internal Regulations which stipulate the conditions for giving this European Standard the status of a national standard without any alteration. Up-to-date lists and bibliographical references concerning such national standards may be obtained on application to the CEN-CENELEC Management Centre or to any CEN member.

This European Standard exists in three official versions (English, French, German). A version in any other language made by translation under the responsibility of a CEN member into its own language and notified to the CEN-CENELEC Management Centre has the same status as the official versions.

CEN members are the national standards bodies of Austria, Belgium, Bulgaria, Croatia, Cyprus, Czech Republic, Denmark, Estonia, Finland, Former Yugoslav Republic of Macedonia, France, Germany, Greece, Hungary, Iceland, Ireland, Italy, Latvia, Lithuania, Luxembourg, Malta, Netherlands, Norway, Poland, Portugal, Romania, Serbia, Slovakia, Slovenia, Spain, Sweden, Switzerland, Turkey and United Kingdom.



EUROPEAN COMMITTEE FOR STANDARDIZATION  
COMITÉ EUROPÉEN DE NORMALISATION  
EUROPÄISCHES KOMITEE FÜR NORMUNG

**CEN-CENELEC Management Centre: Rue de la Science 23, B-1040 Brussels**

<b>Contents</b>	<b>Page</b>
<b>European foreword.....</b>	<b>3</b>

**iTeh STANDARD PREVIEW**  
**(standards.iteh.ai)**

SIST EN ISO 25110:2018  
<https://standards.iteh.ai/catalog/standards/sist/1e256d14-3ed9-440c-95becb0fa45ca5c/sist-en-iso-25110-2018>

## European foreword

This document (EN ISO 25110:2017) has been prepared by Technical Committee ISO/TC 204 "Intelligent transport systems" in collaboration with Technical Committee CEN/TC 278 "Intelligent transport systems" the secretariat of which is held by NEN.

This European Standard shall be given the status of a national standard, either by publication of an identical text or by endorsement, at the latest by June 2018, and conflicting national standards shall be withdrawn at the latest by June 2018.

Attention is drawn to the possibility that some of the elements of this document may be the subject of patent rights. CEN shall not be held responsible for identifying any or all such patent rights.

This document supersedes CEN ISO/TS 25110:2013.

This document has been prepared under a mandate given to CEN by the European Commission and the European Free Trade Association.

According to the CEN-CENELEC Internal Regulations, the national standards organizations of the following countries are bound to implement this European Standard: Austria, Belgium, Bulgaria, Croatia, Cyprus, Czech Republic, Denmark, Estonia, Finland, Former Yugoslav Republic of Macedonia, France, Germany, Greece, Hungary, Iceland, Ireland, Italy, Latvia, Lithuania, Luxembourg, Malta, Netherlands, Norway, Poland, Portugal, Romania, Serbia, Slovakia, Slovenia, Spain, Sweden, Switzerland, Turkey and the United Kingdom. (standards.iteh.ai)

### Endorsement notice

[https://standards.iteh.ai/catalog/standards/sist/1e256d14-3ed9-440c-95be-](https://standards.iteh.ai/catalog/standards/sist/1e256d14-3ed9-440c-95be-ecb0fa45ca5c/sist-en-iso-25110-2018)

[ecb0fa45ca5c/sist-en-iso-25110-2018](https://standards.iteh.ai/catalog/standards/sist/1e256d14-3ed9-440c-95be-ecb0fa45ca5c/sist-en-iso-25110-2018)

The text of ISO 25110:2017 has been approved by CEN as EN ISO 25110:2017 without any modification.

**iTeh STANDARD PREVIEW**  
**(standards.iteh.ai)**

[SIST EN ISO 25110:2018](https://standards.iteh.ai/catalog/standards/sist/1e256d14-3ed9-440c-95becb0fa45ca5c/sist-en-iso-25110-2018)

<https://standards.iteh.ai/catalog/standards/sist/1e256d14-3ed9-440c-95becb0fa45ca5c/sist-en-iso-25110-2018>

INTERNATIONAL  
STANDARD

ISO  
25110

First edition  
2017-11

---

---

**Electronic fee collection — Interface  
definition for on-board account using  
integrated circuit card (ICC)**

*Perception du télépéage — Définition d'interface pour compte de  
bord utilisant une carte à circuit intégré (ICC)*

**iTeh STANDARD PREVIEW**  
**(standards.iteh.ai)**

[SIST EN ISO 25110:2018](https://standards.iteh.ai/catalog/standards/sist/1e256d14-3ed9-440c-95becb0fa45ca5c/sist-en-iso-25110-2018)

<https://standards.iteh.ai/catalog/standards/sist/1e256d14-3ed9-440c-95becb0fa45ca5c/sist-en-iso-25110-2018>



Reference number  
ISO 25110:2017(E)

© ISO 2017

## iTeh STANDARD PREVIEW (standards.iteh.ai)

SIST EN ISO 25110:2018

<https://standards.iteh.ai/catalog/standards/sist/1e256d14-3ed9-440c-95becb0fa45ca5c/sist-en-iso-25110-2018>



### **COPYRIGHT PROTECTED DOCUMENT**

© ISO 2017, Published in Switzerland

All rights reserved. Unless otherwise specified, no part of this publication may be reproduced or utilized otherwise in any form or by any means, electronic or mechanical, including photocopying, or posting on the internet or an intranet, without prior written permission. Permission can be requested from either ISO at the address below or ISO's member body in the country of the requester.

ISO copyright office  
Ch. de Blandonnet 8 • CP 401  
CH-1214 Vernier, Geneva, Switzerland  
Tel. +41 22 749 01 11  
Fax +41 22 749 09 47  
[copyright@iso.org](mailto:copyright@iso.org)  
[www.iso.org](http://www.iso.org)



# Contents

Page

<b>Foreword</b> .....	<b>iv</b>
<b>Introduction</b> .....	<b>v</b>
<b>1 Scope</b> .....	<b>1</b>
<b>2 Normative references</b> .....	<b>2</b>
<b>3 Terms and definitions</b> .....	<b>2</b>
<b>4 Abbreviated terms</b> .....	<b>4</b>
<b>5 Data transfer models</b> .....	<b>5</b>
5.1 General.....	5
5.1.1 Transparent type.....	5
5.1.2 Caching type.....	5
5.1.3 Buffering type.....	5
5.2 Symbols.....	6
5.3 Transparent type.....	6
5.3.1 General.....	6
5.3.2 Data transfer process.....	6
5.4 Caching type.....	7
5.4.1 General.....	7
5.4.2 Data transfer process.....	7
5.5 Buffering type.....	8
5.5.1 General.....	8
5.5.2 Data transfer process.....	8
<b>6 Interface definition for ICC access</b> .....	<b>9</b>
6.1 Transparent type.....	9
6.1.1 Functional configuration.....	9
6.1.2 Command and response between the RSE and OBU.....	10
6.2 Caching type.....	10
6.2.1 Functional configuration.....	10
6.2.2 Command and response between the RSE and OBU.....	11
6.3 Buffering type.....	11
6.3.1 Functional configuration.....	11
6.3.2 Command and response between the RSE and OBU.....	12
<b>Annex A (informative) On-board account requirements</b> .....	<b>13</b>
<b>Annex B (informative) Example of an ICC access method</b> .....	<b>15</b>
<b>Annex C (informative) Interoperability relation with other sectors</b> .....	<b>31</b>
<b>Bibliography</b> .....	<b>33</b>

## ISO 25110:2017(E)

## Foreword

ISO (the International Organization for Standardization) is a worldwide federation of national standards bodies (ISO member bodies). The work of preparing International Standards is normally carried out through ISO technical committees. Each member body interested in a subject for which a technical committee has been established has the right to be represented on that committee. International organizations, governmental and non-governmental, in liaison with ISO, also take part in the work. ISO collaborates closely with the International Electrotechnical Commission (IEC) on all matters of electrotechnical standardization.

The procedures used to develop this document and those intended for its further maintenance are described in the ISO/IEC Directives, Part 1. In particular the different approval criteria needed for the different types of ISO documents should be noted. This document was drafted in accordance with the editorial rules of the ISO/IEC Directives, Part 2 (see [www.iso.org/directives](http://www.iso.org/directives)).

Attention is drawn to the possibility that some of the elements of this document may be the subject of patent rights. ISO shall not be held responsible for identifying any or all such patent rights. Details of any patent rights identified during the development of the document will be in the Introduction and/or on the ISO list of patent declarations received (see [www.iso.org/patents](http://www.iso.org/patents)).

Any trade name used in this document is information given for the convenience of users and does not constitute an endorsement.

For an explanation on the voluntary nature of standards, the meaning of ISO specific terms and expressions related to conformity assessment, as well as information about ISO's adherence to the World Trade Organization (WTO) principles in the Technical Barriers to Trade (TBT) see the following URL: [www.iso.org/iso/foreword.html](http://www.iso.org/iso/foreword.html). (standards.iteh.ai)

This document was prepared by Technical Committee ISO/TC 204, *Intelligent transport systems*.

This first edition cancels and replaces the second edition of ISO/TS 25110:2013.

The main changes compared to the previous edition are as follows:

- the document has been converted from a Technical Specification to an International Standard;
- terms have been amended, in order to reflect harmonization of terms across electronic fee collection (EFC) standards.

## Introduction

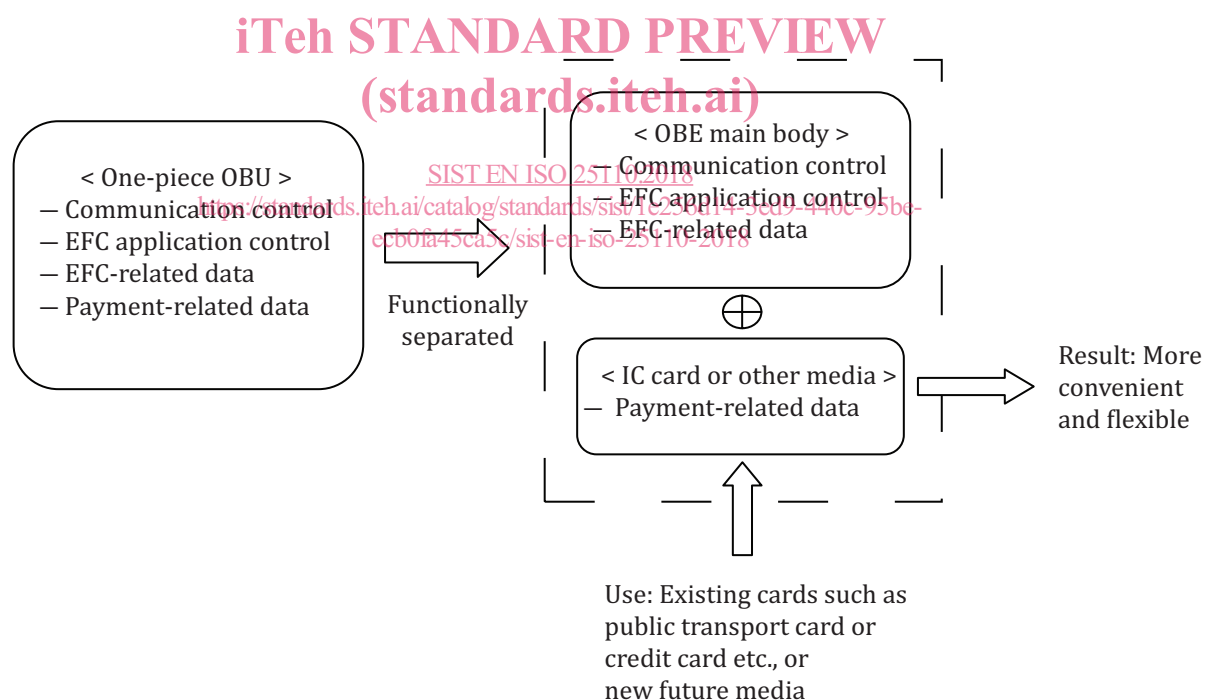
### Background and motivation

There are two payment systems dealing with electronic fee collection (EFC). The first is the central account system using a one-piece on-board unit (OBU) and the second is the on-board account system using a payment media such as the integrated circuit card (ICC).

ICCs have been widely used for public transport cards such as subway and bus payment means and electronic money cards for general purpose payments, as well as for credit cards and banking cards. The ICC is expected to be used for EFC payment means along with these global trends and provides convenience and flexibility.

Currently, the descriptions in the existing EFC-related International Standards are focused on the central account system, which is rather simple and gives more feasibility for EFC interoperability than the on-board account system, which is complex and has more items to be settled.

With consideration of the widespread use for transport cards or electronic money cards, a new International Standard relating the on-board account system using those ICCs is strongly required as shown in [Figure 1](#). Furthermore, a state-of-the-art mobile phone integrated with ICC functions, a so-called “mobile electronic purse”, has been used for public transport or retail shopping as a payment means in some countries so rapidly that standardization on this theme is important and essential for considering future EFC payment methods as well.



**Figure 1 — Motivation for on-board account using ICC**

## ISO 25110:2017(E)

Figure 2 shows the scope of the EFC standards, in which the OBU is used as a communication means and the ICC carries the payment means.

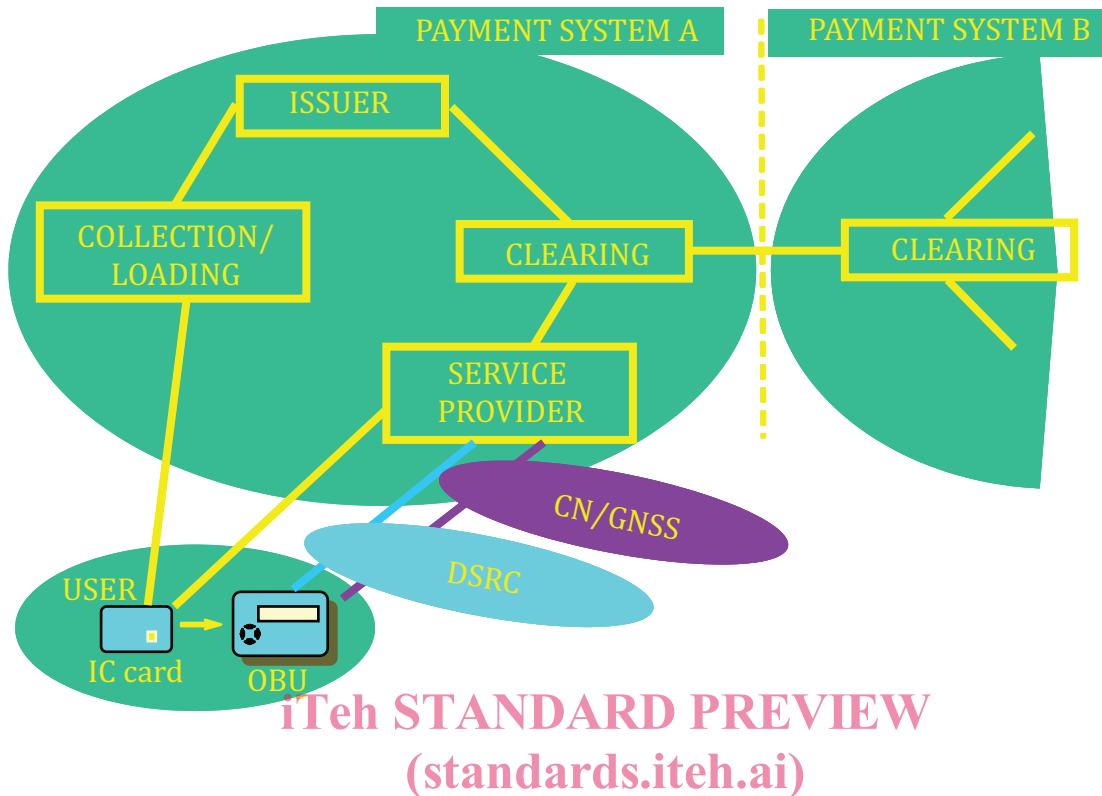


Figure 2 — Illustration of the scope of the EFC standards

SIST EN ISO 25110:2018

<https://standards.iteh.ai/catalog/standards/sist/1e256d14-3ed9-440c-95becb0fa45ca5c/sist-en-iso-25110-2018>

### Objective

The objective of this document is to classify data transfer models based on operational requirements and define a specific ICC access interface for on-board accounts using the ICC for each model. Furthermore, this document provides practical examples of transactions in [Annex B](#), for consideration and easy adoption by toll road operators.

### Use

This document provides a common technical platform for on-board accounts using ICCs to deal with various operational requirements and practical examples of on-board accounts actually used or planned in several countries.

Each toll road operator can establish their own specification by selecting an example of the models in this document (like a tool box) so as to meet their requirements.

# Electronic fee collection — Interface definition for on-board account using integrated circuit card (ICC)

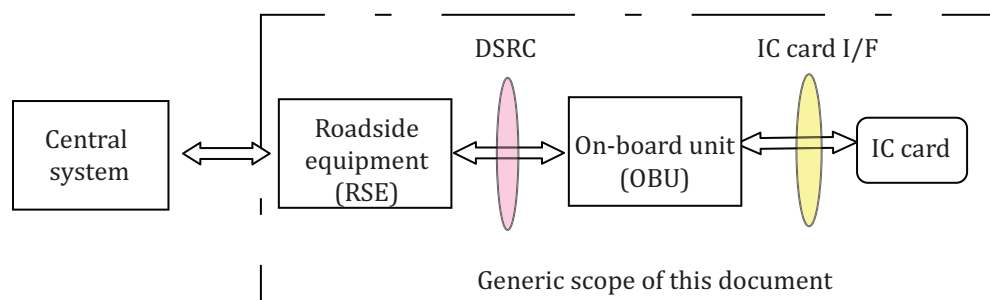
## 1 Scope

This document defines the data transfer models between roadside equipment (RSE) and integrated circuit card (ICC) and the interface descriptions between the RSE and on-board equipment (OBE) for on-board accounts using the ICC. It also provides examples of interface definitions and transactions deployed in several countries.

This document covers:

- data transfer models between the RSE and ICC which correspond to the categorized operational requirements and the data transfer mechanism for each model;
- interface definition between the RSE and OBE based on each data transfer model;
- interface definition for each model;
- functional configuration;
- RSE command definitions for ICC access;
- data format and data element definitions of RSE commands;
- a transaction example for each model in [Annex B](#).

[Figure 3](#) shows the configuration of an on-board account and the scope of this document. The descriptions in this document focus on the interface between the RSE and OBU to access the ICC.



**Figure 3 — Configuration of an on-board account and the scope of this document**

[Figure 4](#) shows the layer structure of the RSE, OBU and ICC where the mid-layer of application interfaces are denoted as the practical scope of this document.

**NOTE** The existing standards for physical and other protocol layers both between the RSE and OBE, and between OBE and ICC, are outside the scope of this document. For example, DSRC-related items (L-1, L-2 and L-7) and ICC-related items (ICC commands, data definition, etc.) are outside the scope of this document.

There are two types of virtual bridges contained in an OBU. The first type is Bridge-1 on which an RSE command sent from the RSE is decomposed and the ICC access command contained in the application protocol data unit (APDU) part of the RSE command is transferred to ICC I/F to access the ICC. The second type is Bridge-2 in which an RSE command sent from the RSU is transformed to ICC access command and transferred to ICC I/F to access the ICC.