
Jewellery — Ring-sizes — Definition, measurement and designation

*Bijouterie, joaillerie — Taille de bagues — Définition, mesurage et
désignation*

iTeh STANDARD PREVIEW
(standards.iteh.ai)

[ISO 8653:2016](https://standards.iteh.ai/catalog/standards/sist/799f4661-1465-4f4f-a23d-1a9ad8567517/iso-8653-2016)

<https://standards.iteh.ai/catalog/standards/sist/799f4661-1465-4f4f-a23d-1a9ad8567517/iso-8653-2016>



iTeh STANDARD PREVIEW
(standards.iteh.ai)

ISO 8653:2016

<https://standards.iteh.ai/catalog/standards/sist/799f4661-1465-444f-a23d-1a9ad8567517/iso-8653-2016>



COPYRIGHT PROTECTED DOCUMENT

© ISO 2016, Published in Switzerland

All rights reserved. Unless otherwise specified, no part of this publication may be reproduced or utilized otherwise in any form or by any means, electronic or mechanical, including photocopying, or posting on the internet or an intranet, without prior written permission. Permission can be requested from either ISO at the address below or ISO's member body in the country of the requester.

ISO copyright office
Ch. de Blandonnet 8 • CP 401
CH-1214 Vernier, Geneva, Switzerland
Tel. +41 22 749 01 11
Fax +41 22 749 09 47
copyright@iso.org
www.iso.org

Contents

	Page
Foreword.....	iv
Introduction.....	v
1 Scope.....	1
2 Terms and definitions.....	1
3 Apparatus.....	1
4 Ring-size measurement.....	2
4.1 Method.....	2
4.2 Ring inside profile.....	2
4.3 Particular shapes of rings.....	2
4.3.1 General.....	2
4.3.2 Ring with mounting, signet-ring.....	2
4.3.3 Ring with several interlaced circles.....	3
4.3.4 Square ring.....	3
5 Designation.....	4

iTeh STANDARD PREVIEW (standards.iteh.ai)

[ISO 8653:2016](https://standards.iteh.ai/catalog/standards/sist/799f4661-1465-4f4f-a23d-1a9ad8567517/iso-8653-2016)

<https://standards.iteh.ai/catalog/standards/sist/799f4661-1465-4f4f-a23d-1a9ad8567517/iso-8653-2016>

Foreword

ISO (the International Organization for Standardization) is a worldwide federation of national standards bodies (ISO member bodies). The work of preparing International Standards is normally carried out through ISO technical committees. Each member body interested in a subject for which a technical committee has been established has the right to be represented on that committee. International organizations, governmental and non-governmental, in liaison with ISO, also take part in the work. ISO collaborates closely with the International Electrotechnical Commission (IEC) on all matters of electrotechnical standardization.

The procedures used to develop this document and those intended for its further maintenance are described in the ISO/IEC Directives, Part 1. In particular the different approval criteria needed for the different types of ISO documents should be noted. This document was drafted in accordance with the editorial rules of the ISO/IEC Directives, Part 2 (see www.iso.org/directives).

Attention is drawn to the possibility that some of the elements of this document may be the subject of patent rights. ISO shall not be held responsible for identifying any or all such patent rights. Details of any patent rights identified during the development of the document will be in the Introduction and/or on the ISO list of patent declarations received (see www.iso.org/patents).

Any trade name used in this document is information given for the convenience of users and does not constitute an endorsement.

For an explanation on the meaning of ISO specific terms and expressions related to conformity assessment, as well as information about ISO's adherence to the WTO principles in the Technical Barriers to Trade (TBT) see the following URL: [Foreword - Supplementary information](#)

The committee responsible for this document is ISO/TC 174, *Jewellery*.

This second edition cancels and replaces the first edition (ISO 8653:1986), which has been technically revised with the following changes:

- a) addition of a table with diameters and tolerances for the ring-size;
- b) description of the measuring method;
- c) addition of examples for measurement of rings with particular shapes;
- d) made editorial changes according to the current design rules.

Introduction

Jewellery products are submitted to quality control and, for the ring-size measurement, the control methods could vary among manufacturers, among principals (brands), and between manufacturers and principals, which could generate conflicts.

This International Standard intends to reduce conflicts and to avoid manufacturers having to set several control methods to satisfy each brand. This International Standard specifies methods to measure ring-sizes for the main shapes of rings found in the jewellery market. Characteristics of the tool used, a ring stick, are defined too.

iTeh STANDARD PREVIEW (standards.iteh.ai)

[ISO 8653:2016](https://standards.iteh.ai/catalog/standards/sist/799f4661-1465-444f-a23d-1a9ad8567517/iso-8653-2016)

<https://standards.iteh.ai/catalog/standards/sist/799f4661-1465-444f-a23d-1a9ad8567517/iso-8653-2016>

iTeh STANDARD PREVIEW
(standards.iteh.ai)

ISO 8653:2016

<https://standards.iteh.ai/catalog/standards/sist/799f4661-1465-444f-a23d-1a9ad8567517/iso-8653-2016>

Jewellery — Ring-sizes — Definition, measurement and designation

1 Scope

This International Standard specifies a method to measure the ring-size using a ring stick with defined characteristics, which is mainly used during manufacturing steps, and specifies the designation of the ring-size.

NOTE For jeweller-consumer relationships, the finger size is measured with a finger gauge set made up of a ring for each size with the same diameter and tolerance than the ring stick ones.

2 Terms and definitions

For the purposes of this document, the following terms and definitions apply.

2.1

ring-size

circumference of the bigger cylinder that could be inserted in the ring

3 Apparatus

The ring-size is measured using a metric ring stick having the following characteristics:

- a) length of the measurement scale: $160,0 \text{ mm} \pm 0,5 \text{ mm}$;
- b) diameter and tolerances for each ring-size according to [Table 1](#);
- c) minimum ring-size: 41;
- d) maximum ring-size: 76;
- e) material: metal, or material with equivalent wear resistance.

Table 1 — Diameter and tolerances of the ring stick for the ring-size

Ring-size	Diameter mm	Tolerances mm
41	13,05	$\pm 0,02$
51	16,23	$\pm 0,02$
61	19,42	$\pm 0,02$
71	22,60	$\pm 0,02$
76	24,19	$\pm 0,02$

Ring stick characteristics shall be regularly checked, for example, with a finger gauge set that satisfies dimensions given in [Table 1](#).

4 Ring-size measurement

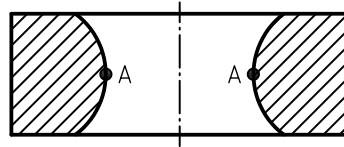
4.1 Method

The ring to be measured is slid down the ring stick without any external force. The point of measurement corresponds to the contact point of the ring on the ring stick, which depends on the inside profile of the ring or, for some cases, on the particularity of the ring shape.

4.2 Ring inside profile

Two kinds of profiles are distinguished:

- the rounded inside profile where the contact point and the measure point are located in the middle of the ring’s thickness according to [Figure 1](#);
- the flat inside profile where the contact point and the measurement point are located at the bottom of the ring thickness according to [Figure 2](#).

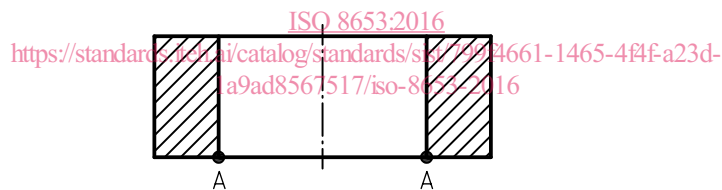


Key

A point of measurement

iTeh STANDARD PREVIEW
(standards.iteh.ai)

Figure 1 — Principle of size measure of rings having rounded inside profile



Key

A point of measurement

Figure 2 — Principle of size measure of rings having flat inside profile

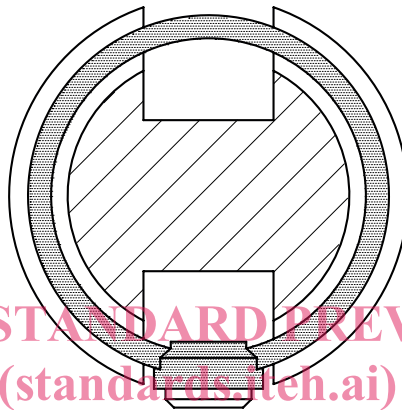
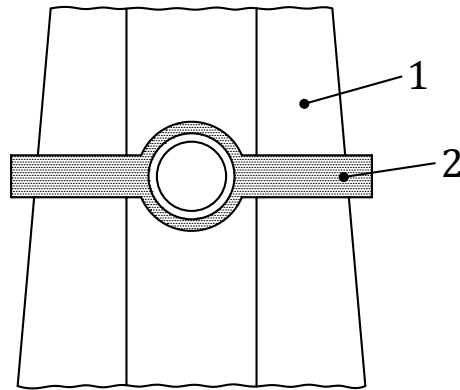
4.3 Particular shapes of rings

4.3.1 General

Some rings have particular shapes and could not be categorized in the profiles defined in [4.2](#). Some particular positions of these rings on the ring stick are then specified, for the most common cases. A measurement method for the corresponding ring-size is also defined.

4.3.2 Ring with mounting, signet-ring

The ring mounting or the flat part of the signet-ring shall be put on the flat surface of the ring stick. The measurement is done according to the method specified in [4.2](#). It depends on the inside profile of the ring.

**Key**

- 1 ring stick
- 2 ring

ISO 8653:2016
<https://standards.iteh.ai/catalog/standards/sist/799f4661-1465-444f-a23d-1a9ad8567517/iso-8653-2016>

Figure 3 — Position of any rings with mounting or of any signet-rings

4.3.3 Ring with several interlaced circles

The size of a ring which constitutes several interlaced circles is read under the bottom of the ring (the measurement point is equivalent to the flat inside profile).

4.3.4 Square ring

A square ring is placed on the ring stick so that the circle is inscribed in the square ring, that is, in such a way that the flat sides of the ring are not placed on the flat sides of the ring stick. The measurement of the ring-size depends on the inside profile of the ring, as defined in [4.2](#).