



# SLOVENSKI STANDARD SIST ETS 300 642 E3:2003

01-december-2003

---

8 [[ [HJb]`W] b]`hY`\_ca i b]\_UW`g\_]`g]ghYa `fZuU&L`E`BUVcf`i \_Uncj `5 H`nU; GA  
a cV]`bc`cdfYa c`fA9L`f] GA `\$+`\$+žfUn`] JWJ( " "%L

Digital cellular telecommunications system (Phase 2) (GSM); AT command set for GSM Mobile Equipment (ME) (GSM 07.07 version 4.3.1)

**iTeh STANDARD PREVIEW  
(standards.iteh.ai)**

Ta slovenski standard je istoveten z: **ETS 300 642 Edition 3**  
SIST ETS 300 642 E3:2003  
<https://standards.iteh.ai/catalog/standards/sist/53cc7ab7-d905-42a9-87ef-721db8c2e6f2/sist-ets-300-642-e3-2003>

---

**ICS:**

33.070.50	Globalni sistem za mobilno telekomunikacijo (GSM)	Global System for Mobile Communication (GSM)
-----------	---	--

**SIST ETS 300 642 E3:2003**

**en**

**iTeh STANDARD PREVIEW**  
**(standards.iteh.ai)**

[SIST ETS 300 642 E3:2003](#)

<https://standards.iteh.ai/catalog/standards/sist/55ce7ab7-d905-42a9-87ef-721db8c2e6f2/sist-ets-300-642-e3-2003>



**E**UROPEAN  
**T**ELECOMMUNICATION  
**S**TANDARD

**ETS 300 642**

October 1998

Third Edition

Source: SMG

Reference: RE/SMG-040707PR2

ICS: 33.020

**Key words:** Digital cellular telecommunications system, Global System for Mobile communications (GSM)



**Digital cellular telecommunications system (Phase 2);  
AT command set for GSM Mobile Equipment (ME)  
(GSM 07.07 version 4.3.1)**

**ETSI**

European Telecommunications Standards Institute

**ETSI Secretariat**

**Postal address:** F-06921 Sophia Antipolis CEDEX - FRANCE

**Office address:** 650 Route des Lucioles - Sophia Antipolis - Valbonne - FRANCE

**Internet:** secretariat@etsi.fr - <http://www.etsi.org>

Tel.: +33 4 92 94 42 00 - Fax: +33 4 93 65 47 16

**Copyright Notification:** No part may be reproduced except as authorized by written permission. The copyright and the foregoing restriction extend to reproduction in all media.

© European Telecommunications Standards Institute 1998. All rights reserved.

## iTeh STANDARD PREVIEW (standards.iteh.ai)

[SIST ETS 300 642 E3:2003](https://standards.iteh.ai/catalog/standards/sist/55ce7ab7-d905-42a9-87ef-721db8c2e6f2/sist-ets-300-642-e3-2003)

<https://standards.iteh.ai/catalog/standards/sist/55ce7ab7-d905-42a9-87ef-721db8c2e6f2/sist-ets-300-642-e3-2003>

## Contents

Foreword .....	5
1 Scope .....	7
2 References .....	7
3 Abbreviations and definitions .....	9
3.1 Abbreviations .....	9
3.2 Definitions .....	9
4 AT command syntax .....	10
4.1 Command line .....	10
4.2 Information responses and result codes .....	10
4.3 ITU-T V.25ter [14] TE-TA interface commands .....	11
5 General commands .....	11
5.1 Request manufacturer identification +CGMI .....	11
5.2 Request model identification +CGMM .....	12
5.3 Request revision identification +CGMR .....	12
5.4 Request product serial number identification +CGSN .....	13
5.5 Select TE character set +CSCS .....	13
5.6 ITU-T V.25ter [14] generic TA control commands .....	14
5.7 PCCA STD-101 [17] select wireless network +WS46 .....	14
5.8 Informative examples .....	15
6 Call control commands and methods .....	17
6.1 Select type of address +CSTA .....	17
6.2 ITU-T V.25ter [14] dial command D .....	17
6.3 Direct dialing from phonebooks .....	18
6.4 Call mode +CMOD .....	19
6.5 Hangup call +CHUP .....	19
6.6 Alternating mode call control method .....	20
6.7 Select bearer service type +CBST .....	22
6.8 Radio link protocol +CRLP .....	23
6.9 Service reporting control +CR .....	23
6.10 Extended error report +CEER .....	24
6.11 Cellular result codes +CRC .....	25
6.12 ITU-T V.25ter [14] call control commands .....	26
6.13 ITU-T V.25ter [14] data compression commands .....	26
6.14 Informative examples .....	26
7 Network service related commands .....	28
7.1 Subscriber number +CNUM .....	28
7.2 Network registration +CREG .....	29
7.3 Operator selection +COPS .....	29
7.4 Facility lock +CLCK .....	31
7.5 Change password +CPWD .....	32
7.6 Calling line identification presentation +CLIP .....	32
7.7 Calling line identification restriction +CLIR .....	33
7.8 Connected line identification presentation +COLP .....	34
7.9 Closed user group +CCUG .....	35
7.10 Call forwarding number and conditions +CCFC .....	36
7.11 Call waiting +CCWA .....	37
7.12 Call hold and multiparty +CHLD .....	38
7.13 Call transfer +CTFR .....	38
7.14 Unsupported GSM supplementary services .....	39
7.15 Informative examples .....	39

8	Mobile Equipment control and status commands .....	41
8.1	Phone activity status +CPAS .....	42
8.2	Set phone functionality +CFUN.....	42
8.3	Enter PIN +CPIN.....	43
8.4	Battery charge +CBC.....	44
8.5	Signal quality +CSQ.....	44
8.6	Mobile Equipment control mode +CMEC.....	45
8.7	Keypad control +CKPD.....	46
8.8	Display control +CDIS.....	47
8.9	Indicator control +CIND .....	48
8.10	Mobile Equipment event reporting +CMER .....	49
8.11	Select phonebook memory storage +CPBS .....	50
8.12	Read phonebook entries +CPBR.....	51
8.13	Find phonebook entries +CPBF.....	52
8.14	Write phonebook entry +CPBW.....	53
8.15	Clock +CCLK .....	54
8.16	Alarm +CALA.....	54
8.17	Generic SIM access +CSIM.....	55
8.18	Informative examples.....	56
9	Mobile Equipment errors .....	60
9.1	Report Mobile Equipment error +CMEE .....	60
9.2	Mobile Equipment error result code +CME ERROR.....	60
9.3	Informative examples.....	61
Annex A (normative):	Summary of commands from other standards.....	62
Annex B (normative):	Summary of result codes.....	64
Annex C (informative):	Commands from TIA IS-101 .....	65
C.1	Select mode +FCLASS .....	66
C.2	Buffer threshold setting +VBT .....	66
C.3	Calling number ID presentation +VCID .....	67
C.4	Receive gain selection +VGR.....	67
C.5	Transmit gain selection +VGT.....	67
C.6	Initialise voice parameters +VIP.....	68
C.7	Inactivity timer +VIT.....	68
C.8	Line selection +VLS.....	68
C.9	Receive data state +VRX .....	70
C.10	Select compression method +VSM.....	70
C.11	DTMF and tone generation +VTS .....	70
C.12	Tone duration +VTD.....	71
C.13	Transmit data state +VTX .....	71
Annex D (informative):	Bibliography .....	72
Annex E (informative):	Mobile originated alternating voice/data call example .....	73
Annex F (informative):	Mobile terminated voice followed by data call example.....	74
Annex G (informative):	Voice call example.....	75
Annex H (informative):	Change history .....	76
History.....		77

## Foreword

This European Telecommunication Standard (ETS) has been produced by the Special Mobile Group (SMG) of the European Telecommunications Standards Institute (ETSI).

This ETS specifies a profile of AT commands and recommends that this profile be used for controlling Mobile Equipment (ME) functions and GSM network services from a Terminal Equipment (TE) through Terminal Adaptor (TA) for the Digital cellular telecommunications system.

Transposition dates	
Date of adoption of this ETS:	23 October 1998
Date of latest announcement of this ETS (doa):	31 January 1999
Date of latest publication of new National Standard or endorsement of this ETS (dop/e):	31 July 1999
Date of withdrawal of any conflicting National Standard (dow):	31 July 1999

## iTeh STANDARD PREVIEW (standards.iteh.ai)

[SIST ETS 300 642 E3:2003](https://standards.iteh.ai/catalog/standards/sist/55ce7ab7-d905-42a9-87ef-721db8c2e6f2/sist-ets-300-642-e3-2003)

<https://standards.iteh.ai/catalog/standards/sist/55ce7ab7-d905-42a9-87ef-721db8c2e6f2/sist-ets-300-642-e3-2003>

Blank page

**iTeh STANDARD PREVIEW**  
**(standards.iteh.ai)**

[SIST ETS 300 642 E3:2003](https://standards.iteh.ai/catalog/standards/sist/55ce7ab7-d905-42a9-87ef-721db8c2e6f2/sist-ets-300-642-e3-2003)

<https://standards.iteh.ai/catalog/standards/sist/55ce7ab7-d905-42a9-87ef-721db8c2e6f2/sist-ets-300-642-e3-2003>



## 1 Scope

This European Telecommunications Standard (ETS) specifies a profile of AT commands and recommends that this profile be used for controlling Mobile Equipment (ME) functions and GSM network services from a Terminal Equipment (TE) through Terminal Adaptor (TA). The command prefix +C is reserved for Digital Cellular in ITU-T Recommendation V.25ter [14]. This ETS has also the syntax details used to construct these extended GSM commands. Commands from ITU-T Recommendation V.25ter [14] and existing digital cellular standards (TIA IS-99 [15] and TIA IS-135 [16]) are used whenever applicable. Some of the new commands are defined such way that they can be easily applied to ME of networks other than GSM. ITU-T T.31 [11] and ITU-T T.32 [12] fax AT commands may be used for GSM fax transmission from TE.

This ETS assumes an abstract architecture comprising a TE (e.g. a computer) and a ME interfaced by a TA (see figure 1). The span of control of the defined commands should allow to handle any physical implementation that this abstract architecture may lead to:

- TA, ME and TE as three separate entities;
- TA integrated under the ME cover, and the TE implemented as a separate entity;
- TA integrated under the TE cover, and the ME implemented as a separate entity;
- TA and ME integrated under the TE cover as a single entity.

The commands described in this ETS may be observed on the link between the TE and the TA. However, most of the commands retrieve information about the ME, not about the TA.

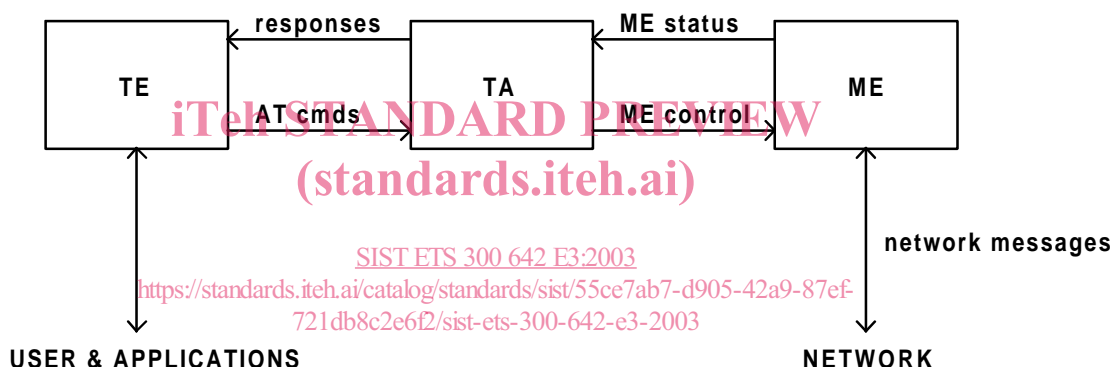


Figure 1: Setup

Interface between TE and TA is intended to operate over existing serial (ITU-T Recommendation V.24) cables, infrared link, and all link types with similar behaviour. For correct operation many of the defined commands require eight bit data and therefore it is recommended that TE-TA link is set to eight bits/ byte mode. (For infrared operation implementation refer informative references IrDA and TIA-617.) Interface between TA and ME is dependent on the interface in the ME.

## 2 References

This ETS incorporates by dated and undated reference, provisions from other publications. These normative references are cited at the appropriate places in the text and the publications are listed hereafter. For dated references, subsequent amendments to or revisions of any of these publications apply to this ETS only when incorporated in it by amendment or revision. For undated references the latest edition of the publication referred to applies.

- [1] GSM 02.02 (ETS 300 501): "Digital cellular telecommunication system (Phase 2); Bearer Services (BS) supported by a GSM Public Land Mobile Network (PLMN)".
- [2] GSM 02.03 (ETS 300 502): "Digital cellular telecommunication system (Phase 2); Teleservices supported by a GSM Public Land Mobile Network (PLMN)".

- [3] GSM 02.81 (ETS 300 514): "Digital cellular telecommunication system (Phase 2); Line identification supplementary services - Stage 1".
- [4] GSM 02.82 (ETS 300 515): "Digital cellular telecommunication system (Phase 2); Call Forwarding (CF) supplementary services - Stage 1".
- [5] GSM 02.83 (ETS 300 516): "Digital cellular telecommunication system (Phase 2); Call Waiting (CW) and Call Hold (HOLD) supplementary services - Stage 1".
- [6] GSM 02.88 (ETS 300 520): "Digital cellular telecommunication system (Phase 2); Call Barring (CB) supplementary services - Stage 1".
- [7] GSM 03.03 (ETS 300 523): "Digital cellular telecommunication system (Phase 2); Numbering, addressing and identification".
- [8] GSM 04.08 (ETS 300 557): "Digital cellular telecommunication system (Phase 2); Mobile radio interface layer 3 specification".
- [9] GSM MoU SE.13, GSM MoU Association Permanent Reference Document SE.13 (October 1994): "GSM Mobile Network Codes and Names".
- [10] ITU-T Recommendation E.212: "Identification plan for land mobile stations".
- [11] ITU-T Recommendation T.31: "Asynchronous facsimile DCE control, service class 1".
- [12] ITU-T Recommendation T.32: "Asynchronous facsimile DCE control, service class 2".
- [13] ITU-T Recommendation T.50: "International Reference Alphabet (IRA) (Formerly International Alphabet No. 5 or IA5) - Information technology - 7-bit coded character set for information exchange".  
<https://standards.iteh.ai/catalog/standards/sist/55ce7ab7-d905-42a9-87ef-731d2e306700/ets-300-642-e3-2003>
- [14] ITU-T Draft new Recommendation V.25ter: "Serial asynchronous automatic dialling and control".
- [15] Telecommunications Industry Association TIA IS-99: "Data Services Option Standard for Wideband Spread Spectrum Digital Cellular System".
- [16] Telecommunications Industry Association TIA IS-135: "800 MHz Cellular Systems, TDMA Services, Async Data and Fax".
- [17] Portable Computer and Communications Association PCCA STD-101 Data Transmission Systems and Equipment: "Serial Asynchronous Automatic Dialing and Control for Character Mode DCE on Wireless Data Services"
- [18] GSM 04.22 (ETS 300 563): "Digital cellular telecommunication system (Phase 2); Radio Link Protocol (RLP) for data and telematic services on the Mobile Station - Base Station System (MS - BSS) interface and the Base Station System - Mobile-services Switching Centre (BSS - MSC) interface".
- [19] GSM 02.30 (ETS 300 511): "Digital cellular telecommunication system (Phase 2); Man Machine Interface (MMI) of the Mobile Station (MS)".
- [20] GSM 05.08 (ETS 300 578): "Digital cellular telecommunication system (Phase 2); Radiosubsystem link control".
- [21] GSM 02.85 (ETS 300 518): "Digital cellular telecommunication system (Phase 2); Closed User Group (CUG) supplementary services - Stage 1".

[22] GSM 02.84 (ETS 300 517): "Digital cellular telecommunication system (Phase 2); MultiParty (MPHY) supplementary services - Stage 1".

### 3 Abbreviations and definitions

#### 3.1 Abbreviations

For the purposes of this ETS the following abbreviations apply:

AT	ATtention; this two-character abbreviation is always used to start a command line to be sent from TE to TA
BCD	Binary Coded Decimal
ETSI	European Telecommunications Standards Institute
IMEI	International Mobile station Equipment Identity
IRA	International Reference Alphabet (ITU-T T.50 [13])
IrDA	Infrared Data Association
ISO	International Standards Organisation
ITU-T	International Telecommunication Union - Telecommunications Standardization Sector
ME	Mobile Equipment, e.g. a GSM phone (equal to MS; Mobile Station)
MoU	Memorandum of Understanding (GSM operator joint)
PCCA	Portable Computer and Communications Association
RLP	Radio Link Protocol
SIM	Subscriber Identity Module
TA	Terminal Adaptor, e.g. a GSM data card (equal to DCE; Data Circuit terminating Equipment)
TE	Terminal Equipment, e.g. a computer (equal to DTE; Data Terminal Equipment)
TIA	Telecommunications Industry Association

#### 3.2 Definitions

For the purposes of this ETS the following syntactical definitions apply (refer also clause 4):

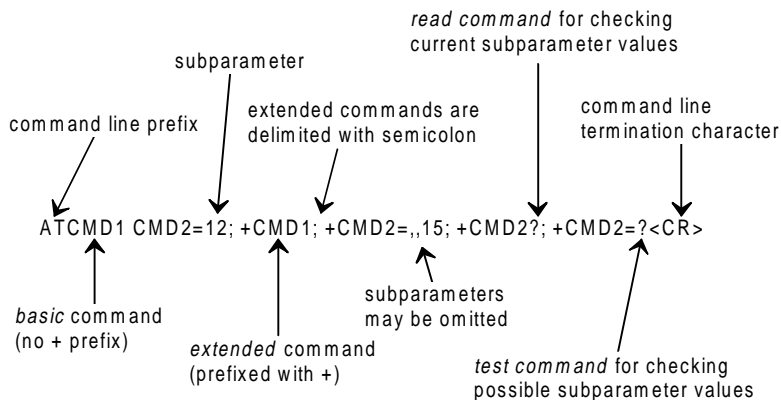
<CR>	Carriage return character, which value is specified with command S3. <a href="https://standards.iteh.ai/catalog/standards/sist/55ce7ab7-d905-42a9-87ef-721db8e2e6d2/sist-ets-300-642-e3-2003">https://standards.iteh.ai/catalog/standards/sist/55ce7ab7-d905-42a9-87ef-721db8e2e6d2/sist-ets-300-642-e3-2003</a>
<LF>	Linefeed character, which value is specified with command S4.
<...>	Name enclosed in angle brackets is a syntactical element. Brackets themselves do not appear in the command line.
[...]	Optional subparameter of a command or an optional part of TA information response is enclosed in square brackets. Brackets themselves do not appear in the command line. When subparameter is not given in <i>parameter type</i> commands, new value equals to its previous value. In <i>action type</i> commands, action should be done on the basis of the recommended default setting of the subparameter.
<u>underline</u>	Underlined defined subparameter value is the recommended default setting of this subparameter. In <i>parameter type</i> commands, this value should be used in factory settings which are configured by V.25ter [14] command &F0. In <i>action type</i> commands, this value should be used when subparameter is not given.

## 4 AT command syntax

This clause summarizes general aspects on AT commands and issues related to them. For further information refer ITU-T Recommendation V.25ter [14].

### 4.1 Command line

See figure 2 for general structure of a command line. Standardized *basic* commands are found only in V.25ter [14]. GSM commands use syntax rules of *extended* commands. Every extended command has a *test command* (trailing =?) to test the existence of the command and to give information about the type of its subparameters. *Parameter type* commands also have a *read command* (trailing ?) to check the current values of subparameters. *Action type* commands do not store the values of any of their possible subparameters, and therefore do not have a read command.



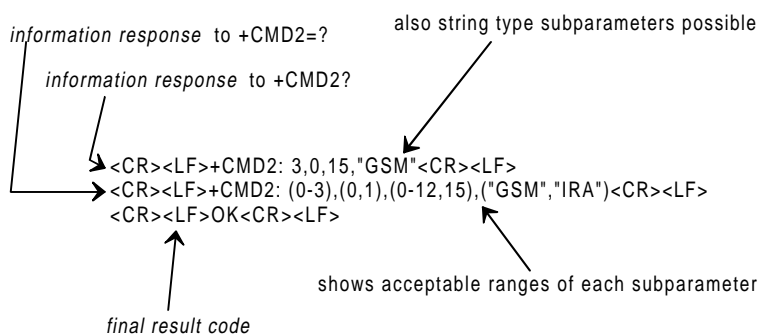
**Figure 2: Basic structure of a command line**  
(standards.iteh.ai)

If verbose responses are enabled with command V1 and all commands in a command line has been performed successfully, result code <CR><LF>OK<CR><LF> is sent from the TA to the TE. If numeric responses are enabled with command V0, result code 0<CR> is sent instead.

If verbose responses are enabled with command V1 and subparameter values of a command are not accepted by the TA (or command itself is invalid, or command cannot be performed for some reason), result code <CR><LF>ERROR<CR><LF> is sent to the TE and no subsequent commands in the command line are processed. If numeric responses are enabled with command V0, result code 4<CR> is sent instead. ERROR (or 4) response may be replaced by +CME ERROR: <err> (refer clause 9) when command was not processed due to an error related to ME operation.

### 4.2 Information responses and result codes

The TA response for the example command line of figure 2 could be as shown in figure 3. Here, verbose response format is enabled with command V1. If numeric format V0 would have been used, <CR><LF> headers of *information responses* would have been left out and *final result code* changed to 0<CR>.



**Figure 3: Response to a command line**

So called *intermediate result codes* inform about progress of TA operation (e.g. connection establishment CONNECT), and so called *unsolicited result codes* indicate occurrence of an event not directly associated with issuance of a command from TE (e.g. ring indication RING).

### 4.3 ITU-T V.25ter [14] TE-TA interface commands

Table 1 summarizes V.25ter [14] commands relating to command line and response formatting, and TA-TE interface operation. All are applicable to GSM terminals.

**Table 1: V.25ter commands relating to TE-TA interface**

Command	Section	Impl.	Use in GSM
S3=[<value>]	6.2.1	mand.	command line termination character (mandatory default setting IRA 13)
S4=[<value>]	6.2.2	mand.	response formatting character (recommended default IRA 10)
S5=[<value>]	6.2.3	mand.	command line editing character (recommended default IRA 8)
E[<value>]	6.2.4	mand.	command echo (recommended default 1 i.e. TA echoes commands back)
Q[<value>]	6.2.5	mand.	result code suppression (recommended default 0 i.e. TA transmits result codes)
V[<value>]	6.2.6	mand.	TA response format (recommended default 1 i.e. verbose format)
X[<value>]	6.2.7	mand.	defines CONNECT result code format; values manufacturer specific
&C[<value>]	6.2.8	mand.	determines how ITU-T V.24 circuit 109 (or equivalent) relates to the detection of received line signal from remote end (recommended default 1 i.e. 109 operation relates to detection of received signal)
&D[<value>]	6.2.9	mand.	determines how TA responds when ITU-T V.24 circuit 108/2 (or equivalent) is changed from ON to OFF condition during online data state
+IPR=[<value>]	6.2.10	opt.	fixed TE data rate (recommended default 0 i.e. automatic detection)
+ICF=[<format> [ ,<parity> ]]	6.2.11	opt.	TE-TA character framing (recommended default 3,3 i.e. eight data bits, no parity, 1 stop bit)
+IFC=[<by_te> [ ,<by_ta> ]]	6.2.12	opt.	TE-TA local flow control (recommended default 2,2 i.e. TE uses ITU-T V.24 circuit 133 (or equivalent), and TA circuit 106 (or equivalent))
+ILRR=[<value> ]	6.2.13	opt.	determines whether the used local TE-TA data rate is informed using intermediate result code +ILRR: <rate> before going online data state after call answering or originating

## 5 General commands

ITU-T Recommendation V.25ter [14] includes 'Generic DCE Control' commands with the prefix +G. These commands are for the identification of the TA. Four of those commands are adapted here to be the identification commands of the ME. Syntax is otherwise similar but the prefix is +CG. TIA IS-99 [15] uses same commands for ME identification.

### 5.1 Request manufacturer identification +CGMI

**Table 2: +CGMI action command syntax**

Command	Possible response(s)
+CGMI	<manufacturer> +CME ERROR: <err>
+CGMI=?	

#### Description

Execution command causes the TA to return one or more lines of information text <manufacturer>, determined by the ME manufacturer, which is intended to permit the user of the TA to identify the manufacturer of the ME to which it is connected to. Typically, the text will consist of a single line containing the name of the manufacturer, but manufacturers may choose to provide more information if desired. Refer subclause 9.2 for possible <err> values.

**Defined values**

<manufacturer>: the total number of characters, including line terminators, in the information text shall not exceed 2048 characters.

Text shall not contain the sequence 0<CR> or OK<CR>

**Implementation**

Optional.

**5.2 Request model identification +CGMM****Table 3: +CGMM action command syntax**

Command	Possible response(s)
+CGMM	<model> +CME ERROR: <err>
+CGMM=?	

**Description**

Execution command causes the TA to return one or more lines of information text <model>, determined by the ME manufacturer, which is intended to permit the user of the TA to identify the specific model of the ME to which it is connected to. Typically, the text will consist of a single line containing the name of the product, but manufacturers may choose to provide more information if desired. Refer subclause 9.2 for possible <err> values.

**Defined values**

<model>: the total number of characters, including line terminators, in the information text shall not exceed 2048 characters.

Text shall not contain the sequence 0<CR> or OK<CR>

**Implementation**

Optional.

**5.3 Request revision identification +CGMR****Table 4: +CGMR action command syntax**

Command	Possible response(s)
+CGMR	<revision> +CME ERROR: <err>
+CGMR=?	

**Description**

Execution command causes the TA to return one or more lines of information text <revision>, determined by the ME manufacturer, which is intended to permit the user of the TA to identify the version, revision level or date, or other pertinent information of the ME to which it is connected to. Typically, the text will consist of a single line containing the version of the product, but manufacturers may choose to provide more information if desired. Refer subclause 9.2 for possible <err> values.

**Defined values**

<revision>: the total number of characters, including line terminators, in the information text shall not exceed 2048 characters.

Text shall not contain the sequence 0<CR> or OK<CR>

**Implementation**

Optional.

**5.4 Request product serial number identification +CGSN****Table 5: +CGSN action command syntax**

Command	Possible response(s)
+CGSN	<sn> +CME ERROR: <err>
+CGSN=?	

**Description**

Execution command causes the TA to return one or more lines of information text <sn>, determined by the ME manufacturer, which is intended to permit the user of the TA to identify the individual ME to which it is connected. Typically, the text will consist of a single line containing the IMEI (International Mobile station Equipment Identity; refer GSM 03.03 [7]) number of the ME, but manufacturers may choose to provide more information if desired. Refer subclause 9.2 for possible <err> values.

**Defined values**

**iTeh STANDARD PREVIEW**  
(standards.iteh.ai)

<sn>: the total number of characters, including line terminators, in the information text shall not exceed 2048 characters.

Text shall not contain the sequence 0<CR> or OK<CR>

**Implementation**

Optional.

**5.5 Select TE character set +CSCS****Table 6: +CSCS parameter command syntax**

Command	Possible response(s)
+CSCS=[ <chset> ]	
+CSCS?	+CSCS: <chset>
+CSCS=?	+CSCS: (list of supported <chset>s)

**Description**

Set command informs TA which character set <chset> is used by the TE. TA is then able to convert character strings correctly between TE and ME character sets.

When TA-TE interface is set to 8-bit operation and used TE alphabet is 7-bit, the highest bit shall be set to zero.

NOTE: It is manufacturer specific how the internal alphabet of ME is converted to/from the TE alphabet.

Read command shows current setting and test command displays conversion schemes implemented in the TA.