



SLOVENSKI STANDARD SIST ETS 300 916 E5:2003

01-december-2003

8 [[[HJb]`W] b]`h`Y`_ca i b]_UW`g_]`g]ghYa `fZuU&ZL`E`BUVcf`i`_Uncj` `5 H`nUa cV]`bc
cdfYa c`fA9L`g]ghYa U; GA `f| GA `+\$`\$+žfUh`]]WJ) `* `!%L

Digital cellular telecommunications system (Phase 2+) (GSM); AT command set for GSM Mobile Equipment (ME) (GSM 07.07 version 5.6.1)

iTeh STANDARD PREVIEW
(standards.iteh.ai)

Ta slovenski standard je istoveten z: **ETS 300 916 Edition 5**
<https://standards.iteh.ai/catalog/standards/sist/6019cbac-ad94-45a9-b1fb-892b87c2f1cc/sist-ets-300-916-e5-2003>

ICS:

33.070.50	Globalni sistem za mobilno telekomunikacijo (GSM)	Global System for Mobile Communication (GSM)
-----------	---	--

SIST ETS 300 916 E5:2003

en

iTeh STANDARD PREVIEW
(standards.iteh.ai)

[SIST ETS 300 916 E5:2003](https://standards.iteh.ai/catalog/standards/sist/b019cbae-ad94-43a9-b1fb-892b87c2f1cc/sist-ets-300-916-e5-2003)

<https://standards.iteh.ai/catalog/standards/sist/b019cbae-ad94-43a9-b1fb-892b87c2f1cc/sist-ets-300-916-e5-2003>



EUROPEAN
TELECOMMUNICATION
STANDARD

ETS 300 916

October 1998

Fifth Edition

Source: SMG

Reference: RE/SMG-040707QR4

ICS: 33.020

Key words: Digital cellular telecommunications system, Global System for Mobile communications (GSM)



**Digital cellular telecommunications system (Phase 2+);
AT command set for GSM Mobile Equipment (ME)
(GSM 07.07 version 5.6.1)**

ETSI

European Telecommunications Standards Institute

ETSI Secretariat

Postal address: F-06921 Sophia Antipolis CEDEX - FRANCE

Office address: 650 Route des Lucioles - Sophia Antipolis - Valbonne - FRANCE

Internet: secretariat@etsi.fr - <http://www.etsi.org>

Tel.: +33 4 92 94 42 00 - Fax: +33 4 93 65 47 16

Copyright Notification: No part may be reproduced except as authorized by written permission. The copyright and the foregoing restriction extend to reproduction in all media.

© European Telecommunications Standards Institute 1998. All rights reserved.

iTeh STANDARD PREVIEW (standards.iteh.ai)

[SIST ETS 300 916 E5:2003](https://standards.iteh.ai/catalog/standards/sist/b019cbac-ad94-43a9-b1fb-892b87c2f1cc/sist-ets-300-916-e5-2003)

<https://standards.iteh.ai/catalog/standards/sist/b019cbac-ad94-43a9-b1fb-892b87c2f1cc/sist-ets-300-916-e5-2003>

Contents

Foreword	7
Introduction	7
1 Scope	9
2 References	9
3 Abbreviations and definitions	11
3.1 Abbreviations	11
3.2 Definitions	12
4 AT command syntax	12
4.1 Command line	12
4.2 Information responses and result codes	13
4.3 ITU-T V.25ter [14] TE-TA interface commands	13
5 General commands	14
5.1 Request manufacturer identification +CGMI	14
5.2 Request model identification +CGMM	15
5.3 Request revision identification +CGMR	15
5.4 Request product serial number identification +CGSN	16
5.5 Select TE character set +CSCS	16
5.6 Request international mobile subscriber identity +CIMI	17
5.7 Multiplexing mode +CMUX \$(MUX MS-TE)\$	17
5.8 ITU-T V.25ter [14] generic TA control commands	19
5.9 PCCA STD-101 [17] select wireless network +WS46	19
5.10 Informative examples	20
6 Call control commands and methods	21
6.1 Select type of address +CSTA	21
6.2 ITU-T V.25ter [14] dial command D	21
6.3 Direct dialling from phonebooks	22
6.4 Call mode +CMOD	23
6.5 Hangup call +CHUP	24
6.6 Alternating mode call control method	24
6.7 Select bearer service type +CBST	26
6.8 Radio link protocol +CRLP	28
6.9 Service reporting control +CR	28
6.10 Extended error report +CEER	29
6.11 Cellular result codes +CRC	30
6.12 HSCSD device parameters +CHSD	30
6.13 HSCSD transparent call configuration +CHST	31
6.14 HSCSD non-transparent call configuration +CHSN	31
6.15 HSCSD current call parameters +CHSC	32
6.16 Single numbering scheme +CSNS	33
6.17 Voice Hangup Control +CVHU \$(AT R97)\$	33
6.18 V.120 rate adaption protocol +CV120	34
6.19 ITU-T V.25ter [14] call control commands	35
6.20 ITU-T V.25ter [14] data compression commands	35
6.21 Informative examples	36
7 Network service related commands	37
7.1 Subscriber number +CNUM	37
7.2 Network registration +CREG	37
7.3 Operator selection +COPS	38

7.4	Facility lock +CLCK	39
7.5	Change password +CPWD	41
7.6	Calling line identification presentation +CLIP	41
7.7	Calling line identification restriction +CLIR	42
7.8	Connected line identification presentation +COLP	43
7.9	Closed user group +CCUG	44
7.10	Call forwarding number and conditions +CCFC	45
7.11	Call waiting +CCWA	46
7.12	Call related supplementary services +CHLD	47
7.13	Call deflection +CTFR	48
7.14	Unstructured supplementary service data +CUSD	48
7.15	Advice of Charge +CAOC	49
7.16	Supplementary service notifications +CSSN	50
7.17	List current calls +CLCC	51
7.18	Preferred operator list +CPOL \$(AT R97)\$	52
7.19	Read operator names +COPN \$(AT R97)\$	53
7.20	Informative examples	53
8	Mobile Equipment control and status commands	55
8.1	Phone activity status +CPAS	56
8.2	Set phone functionality +CFUN	57
8.3	Enter PIN +CPIN	58
8.4	Battery charge +CBC	59
8.5	Signal quality +CSQ	59
8.6	Mobile Equipment control mode +CMEC	60
8.7	Keypad control +CKPD	60
8.8	Display control +CDIS	62
8.9	Indicator control +CIND	62
8.10	Mobile Equipment event reporting +CMER	63
8.11	Select phonebook memory storage +CPBS	65
8.12	Read phonebook entries +CPBR	65
8.13	Find phonebook entries +CPBF	66
8.14	Write phonebook entry +CPBW	67
8.15	Clock +CCLK	68
8.16	Alarm +CALA	68
8.17	Generic SIM access +CSIM	69
8.18	Restricted SIM access +CRSM	70
8.19	Secure control command +CSCC	71
8.20	Alert sound mode +CALM \$(AT R97)\$	72
8.21	Ringer sound level +CRSL \$(AT R97)\$	72
8.22	Vibrator mode +CVIB \$(AT R97)\$	73
8.23	Loudspeaker volume level +CLVL \$(AT R97)\$	73
8.24	Mute control +CMUT \$(AT R97)\$	74
8.25	Accumulated call meter +CACM \$(AT R97)\$	74
8.26	Accumulated call meter maximum +CAMP \$(AT R97)\$	75
8.27	Price per unit and currency table +CPUC \$(AT R97)\$	75
8.28	Informative examples	76
9	Mobile Equipment errors	79
9.1	Report Mobile Equipment error +CMEE	79
9.2	Mobile Equipment error result code +CME ERROR	80
9.3	Informative examples	81
Annex A (normative):	Summary of commands from other standards	82
Annex B (normative):	Summary of result codes	84
Annex C (informative):	Commands from TIA IS-101	85
C.1	Introduction	85
C.2	Commands	86
C.2.1	Select mode +FCLASS	86
C.2.2	Buffer threshold setting +VBT	86
C.2.3	Calling number ID presentation +VCID	86

C.2.4	Receive gain selection +VGR.....	87
C.2.5	Transmit gain selection +VGT.....	87
C.2.6	Initialise voice parameters +VIP	87
C.2.7	Inactivity timer +VIT	88
C.2.8	Line selection +VLS.....	88
C.2.9	Receive data state +VRX	89
C.2.10	Select compression method +VSM.....	90
C.2.11	DTMF and tone generation +VTS	90
C.2.12	Tone duration +VTD.....	91
C.2.13	Transmit data state +VTX	91
Annex D (informative):	Bibliography	92
Annex E (informative):	Mobile originated alternating voice/data call example	93
Annex F (informative):	Mobile terminated voice followed by data call example.....	94
Annex G (informative):	Voice call example.....	95
Annex H (informative):	Change History	96
History.....		97

iTeh STANDARD PREVIEW (standards.iteh.ai)

[SIST ETS 300 916 E5:2003](https://standards.iteh.ai/catalog/standards/sist/b019cbae-ad94-43a9-b1fb-892b87c2f1cc/sist-ets-300-916-e5-2003)

<https://standards.iteh.ai/catalog/standards/sist/b019cbae-ad94-43a9-b1fb-892b87c2f1cc/sist-ets-300-916-e5-2003>

Blank page

iTeh STANDARD PREVIEW
(standards.iteh.ai)

[SIST ETS 300 916 E5:2003](https://standards.iteh.ai/catalog/standards/sist/b019cbae-ad94-43a9-b1fb-892b87c2f1cc/sist-ets-300-916-e5-2003)

<https://standards.iteh.ai/catalog/standards/sist/b019cbae-ad94-43a9-b1fb-892b87c2f1cc/sist-ets-300-916-e5-2003>

Foreword

This European Telecommunication Standard (ETS) has been produced by the Special Mobile Group (SMG) of the European Telecommunications Standards Institute (ETSI).

This ETS specifies the AT command for terminal equipments being used within the digital cellular telecommunications system.

The contents of this ETS is subject to continuing work within SMG and may change following formal SMG approval. Should SMG modify the contents of this ETS, it will be resubmitted for OAP by ETSI with an identifying change of release date and an increase in version number as follows:

Version 5.x.y

where:

- y the third digit is incremented when editorial only changes have been incorporated in the specification;
- x the second digit is incremented for all other types of changes, i.e. technical enhancements, corrections, updates, etc.

Transposition dates	
Date of adoption of this ETS:	23 October 1998
Date of latest announcement of this ETS (doa):	31 January 1999
Date of latest publication of new National Standard or endorsement of this ETS (dop/e):	31 July 1999
Date of withdrawal of any conflicting National Standard (dow):	31 July 1999

[SIST ETS 300 916 E5:2003](https://standards.iteh.ai/catalog/standards/sist/b019cbae-ad94-43a9-b1fb-892b87c2f1cc/sist-ets-300-916-e5-2003)

Introduction

<https://standards.iteh.ai/catalog/standards/sist/b019cbae-ad94-43a9-b1fb-892b87c2f1cc/sist-ets-300-916-e5-2003>

The present document includes some references to features which are not part of the original Phase 2+ release of the GSM Technical specifications. All subclauses and text which were changed as a result of these features contain a marker (see table below) relevant to the particular feature. GSM 10.01 will contain further information about these markers and GSM yearly releases.

The following table lists all new features that were introduced to this document after version 5.4.0. Changes that were made as corrections to existing features are not listed in this table.

NOTE: following a decision made at ETSI SMG #25 requiring that all specifications containing a release 97 workitem be release as a version 6.0.0. Consequently, new release 97 features approved at or after ETSI SMG #25 are found only in the version 6.x.y of the present document.

Feature	Designator
Technical enhancement and improvement: New AT-commands	\$(AT R97)\$
Support of Multiplexer according to GSM 07.10	\$(MUX MS-TE)\$

Blank page

iTeh STANDARD PREVIEW
(standards.iteh.ai)

[SIST ETS 300 916 E5:2003](https://standards.iteh.ai/catalog/standards/sist/b019cbae-ad94-43a9-b1fb-892b87c2f1cc/sist-ets-300-916-e5-2003)

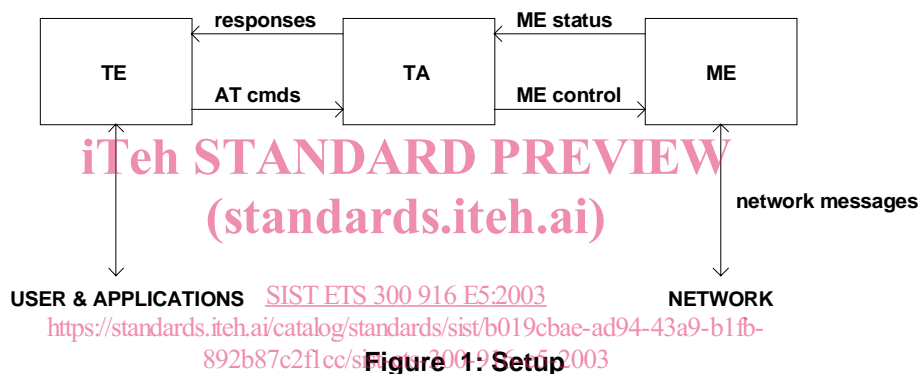
<https://standards.iteh.ai/catalog/standards/sist/b019cbae-ad94-43a9-b1fb-892b87c2f1cc/sist-ets-300-916-e5-2003>

1 Scope

This European Telecommunication Standard (ETS) specifies a profile of AT commands and recommends that this profile be used for controlling Mobile Equipment (ME) functions and GSM network services from a Terminal Equipment (TE) through Terminal Adaptor (TA). The command prefix +C is reserved for Digital Cellular in ITU-T Recommendation V.25ter [14]. This ETS has also the syntax details used to construct these extended GSM commands. Commands from ITU-T Recommendation V.25ter [14] and existing digital cellular standards (TIA IS-99 [15] and TIA IS-135 [16]) are used whenever applicable. Some of the new commands are defined such way that they can be easily applied to ME of networks other than GSM. ITU-T T.31 [11] and T.32 [12] fax AT commands may be used for GSM fax transmission from TE. GSM Short Message Service AT commands are defined in GSM 07.05 [24]. GPRS AT commands are defined in GSM 07.60 [34]. This ETS assumes an abstract architecture comprising a TE (e.g. a computer) and a ME interfaced by a TA (see figure 1). The span of control of the defined commands should allow to handle any physical implementation that this abstract architecture may lead to:

- TA, ME and TE as three separate entities;
- TA integrated under the ME cover, and the TE implemented as a separate entity;
- TA integrated under the TE cover, and the ME implemented as a separate entity;
- TA and ME integrated under the TE cover as a single entity.

The commands described in this ETS may be observed on the link between the TE and the TA. However, most of the commands retrieve information about the ME, not about the TA.



Interface between TE and TA is intended to operate over existing serial (ITU-T Recommendation V.24) cables, infrared link, and all link types with similar behaviour. For correct operation many of the defined commands require eight bit data and therefore it is recommended that TE-TA link is set to eight bits/ byte mode. (For infrared operation implementation refer informative references IrDA. For embedding AT commands and data during on-line data state refer TIA-617/ITU-T V.80.) Interface between TA and ME is dependent on the interface in the ME.

2 References

This ETS incorporates by dated and undated reference, provisions from other publications. These normative references are cited at the appropriate places in the text and the publications are listed hereafter. For dated references, subsequent amendments to or revisions of any of these publications apply to this ETS only when incorporated in it by amendment or revision. For undated references the latest edition of the publication referred to applies.

- [1] GSM 02.02 (ETS 300 904): "Digital cellular telecommunication system (Phase 2+); Bearer Services (BS) supported by a GSM Public Land Mobile Network (PLMN)".
- [2] GSM 02.03 (ETS 300 905): "Digital cellular telecommunication system (Phase 2+); Teleservices supported by a GSM Public Land Mobile Network (PLMN)".
- [3] GSM 02.81: "Digital cellular telecommunication system; Line identification supplementary services - Stage 1".

- [4] GSM 02.82: "Digital cellular telecommunication system; Call Forwarding (CF) supplementary services - Stage 1".
- [5] GSM 02.83: "Digital cellular telecommunication system; Call Waiting (CW) and Call Hold (HOLD) supplementary services - Stage 1".
- [6] GSM 02.88: "Digital cellular telecommunication system; Call Barring (CB) supplementary services - Stage 1".
- [7] GSM 03.03 (ETS 300 927): "Digital cellular telecommunication system (Phase 2+); Numbering, addressing and identification".
- [8] GSM 04.08 (ETS 300 940): "Digital cellular telecommunication system (Phase 2+); Mobile radio interface layer 3 specification".
- [9] GSM MoU SE.13, GSM MoU Permanent Reference Document SE.13: "GSM Mobile Network Codes and Names".
- [10] ITU-T Recommendation E.212: "Identification plan for land mobile stations".
- [11] ITU-T Recommendation T.31: "Asynchronous facsimile DCE control, service class 1".
- [12] ITU-T Recommendation T.32: "Asynchronous facsimile DCE control, service class 2".
- [13] ITU-T Recommendation T.50: "International Reference Alphabet (IRA) (Formerly International Alphabet No. 5 or IA5) - Information technology - 7-bit coded character set for information exchange".
- [14] ITU-T Draft new Recommendation V.25ter: "Serial asynchronous automatic dialling and control".
- [15] Telecommunications Industry Association TIA IS-99: "Data Services Option Standard for Wideband Spread Spectrum Digital Cellular System".
- [16] Telecommunications Industry Association TIA IS-135: "800 MHz Cellular Systems, TDMA Services, Async Data and Fax".
- [17] Portable Computer and Communications Association PCCA STD-101 Data Transmission Systems and Equipment: "Serial Asynchronous Automatic Dialling and Control for Character Mode DCE on Wireless Data Services".
- [18] GSM 04.22 (ETS 300 946): "Digital cellular telecommunication system (Phase 2+); Radio Link Protocol (RLP) for data and telematic services on the Mobile Station - Base Station System (MS - BSS) interface and the Base Station System - Mobile-services Switching Centre (BSS - MSC) interface".
- [19] GSM 02.30 (ETS 300 907): "Digital cellular telecommunication system (Phase 2+); Man Machine Interface (MMI) of the Mobile Station (MS)".
- [20] GSM 05.08 (ETS 300 578): "Digital cellular telecommunication system (Phase 2); Radiosubsystem link control".
- [21] GSM 02.85: "Digital cellular telecommunication system; Closed User Group (CUG) supplementary services - Stage 1".
- [22] GSM 02.84: "Digital cellular telecommunication system; MultiParty (MPTY) supplementary services - Stage 1".
- [23] GSM 02.90: "Digital cellular telecommunication system; Stage 1 description of Unstructured Supplementary Service Data (USSD)".

- [24] GSM 07.05: "Digital cellular telecommunication system (Phase 2+); Use of Data Terminal Equipment - Data Circuit terminating Equipment (DTE - DCE) interface for Short Message Service (SMS) and Cell Broadcast Service (CBS)".
- [25] GSM 03.38 (ETS 300 900): "Digital cellular telecommunication system (Phase 2+); Alphabet and language specific information".
- [26] GSM 02.24 (ETS 300 923): "Digital cellular telecommunication system; Description of Charge Advice Information (CAI)".
- [27] GSM 02.86: "Digital cellular telecommunication system; Advice of Charge (AoC) supplementary services - Stage 1".
- [28] GSM 11.11 (ETS 300 977): "Digital cellular telecommunication system (Phase 2+); Specification of the Subscriber Identity Module - Mobile Equipment (SIM-ME) interface".
- [29] GSM 02.34: "Digital cellular telecommunication system (Phase 2+); High Speed Circuit Switched Data (HSCSD) - Stage 1".
- [30] GSM 02.91: "Digital cellular telecommunication system (Phase 2+); Explicit Call Transfer (ECT) supplementary service - Stage 1".
- [31] GSM 02.72: "Digital cellular telecommunication system (Phase 2+); Call Deflection (CD) supplementary service - Stage 1".
- [32] ISO/IEC10646: "Universal Multiple-Octet Coded Character Set (UCS)"; UCS2, 16 bit coding.
- [33] GSM 02.22: "Digital cellular telecommunication system (Phase 2+); Personalisation of GSM Mobile Equipment (ME) Mobile functionality specification".
- [34] GSM 07.60: "Digital cellular telecommunication system (Phase 2+); General requirements on Mobile Stations (MS) supporting General Packet Radio Bearer Service (GPRS)".
- [35] CCITT Recommendation V.110: "Support of data terminal equipments (DTEs) with V-Series interfaces by an integrated services digital network".
- [36] CCITT Recommendation V.120: "Support by an ISDN of data terminal equipment with V-Series type interfaces with provision for statistical multiplexing".
- [37] ITU-T Recommendation X.31: "Support of packet mode terminal equipment by an ISDN".

3 Abbreviations and definitions

3.1 Abbreviations

For the purposes of this ETS, the following abbreviations apply:

AT	ATtention; this two-character abbreviation is always used to start a command line to be sent from TE to TA
BCD	Binary Coded Decimal
ETSI	European Telecommunications Standards Institute
HSCSD	High Speed Circuit Switched Data
IMEI	International Mobile station Equipment Identity
IRA	International Reference Alphabet (ITU-T T.50 [13])
IrDA	Infrared Data Association
ISO	International Standards Organisation

ITU-T	International Telecommunication Union - Telecommunications Standardization Sector
ME	Mobile Equipment, e.g. a GSM phone (equal to MS; Mobile Station)
MoU	Memorandum of Understanding (GSM operator joint)
PCCA	Portable Computer and Communications Association
RDI	Restricted Digital Information
RLP	Radio Link Protocol
SIM	Subscriber Identity Module
TA	Terminal Adaptor, e.g. a GSM data card (equal to DCE; Data Circuit terminating Equipment)
TE	Terminal Equipment, e.g. a computer (equal to DTE; Data Terminal Equipment)
TIA	Telecommunications Industry Association
UDI	Unrestricted Digital Information

3.2 Definitions

For the purposes of this ETS, the following syntactical definitions apply (refer also clause 4):

<CR>	Carriage return character, which value is specified with command S3.
<LF>	Linefeed character, which value is specified with command S4.
<...>	Name enclosed in angle brackets is a syntactical element. Brackets themselves do not appear in the command line.
[...]	Optional subparameter of a command or an optional part of TA information response is enclosed in square brackets. Brackets themselves do not appear in the command line. When subparameter is not given in <i>parameter type</i> commands, new value equals to its previous value. In <i>action type</i> commands, action should be done on the basis of the recommended default setting of the subparameter. (standards.iteh.ai)

underline Underlined defined subparameter value is the recommended default setting of this subparameter. In *parameter type* commands, this value should be used in factory settings which are configured by V.25ter [14] command &F0. In *action type* commands, this value should be used when subparameter is not given.

4 AT command syntax

This clause summarizes general aspects on AT commands and issues related to them. For further information refer ITU-T Recommendation V.25ter [14].

4.1 Command line

See figure 2 for general structure of a command line. Standardized *basic* commands are found only in V.25ter [14]. GSM commands use syntax rules of *extended* commands. Every extended command has a *test command* (trailing =?) to test the existence of the command and to give information about the type of its subparameters. *Parameter type* commands also have a *read command* (trailing ?) to check the current values of subparameters. *Action type* commands do not store the values of any of their possible subparameters, and therefore do not have a read command.

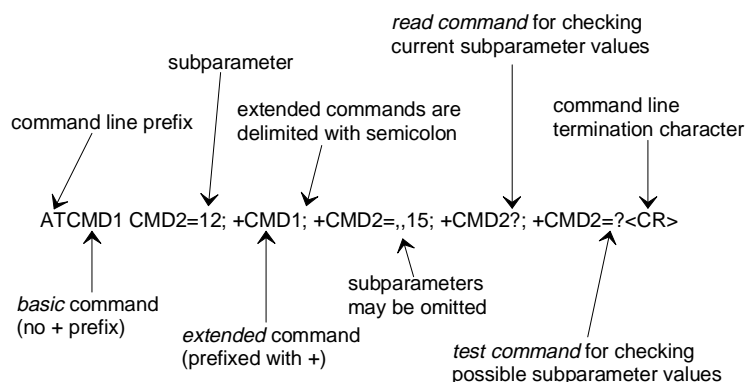


Figure 2: Basic structure of a command line

If verbose responses are enabled with command V1 and all commands in a command line has been performed successfully, result code <CR><LF>OK<CR><LF> is sent from the TA to the TE. If numeric responses are enabled with command V0, result code 0<CR> is sent instead.

If verbose responses are enabled with command V1 and subparameter values of a command are not accepted by the TA (or command itself is invalid, or command cannot be performed for some reason), result code <CR><LF>ERROR<CR><LF> is sent to the TE and no subsequent commands in the command line are processed. If numeric responses are enabled with command V0, result code 4<CR> is sent instead. ERROR (or 4) response may be replaced by +CME ERROR: <err> (refer clause 9) when command was not processed due to an error related to ME operation.

4.2 Information responses and result codes

The TA response for the example command line of figure 2 could be as shown in figure 3. Here, verbose response format is enabled with command V1. If numeric format V0 would have been used, <CR><LF> headers of *information responses* would have been left out and *final result code* changed to 0<CR>.

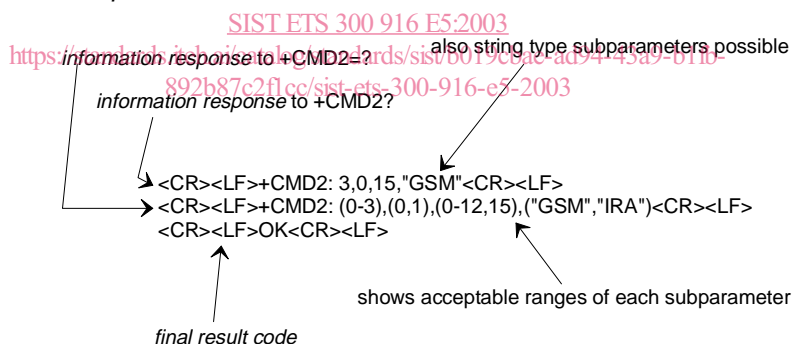


Figure 3: Response to a command line

So called *intermediate result codes* inform about progress of TA operation (e.g. connection establishment CONNECT), and so called *unsolicited result codes* indicate occurrence of an event not directly associated with issuance of a command from TE (e.g. ring indication RING).

4.3 ITU-T V.25ter [14] TE-TA interface commands

Table 1 summarizes V.25ter [14] commands relating to command line and response formatting, and TA-TE interface operation. All are applicable to GSM terminals.