
**Fluid power systems and
components — Graphical symbols and
circuit diagrams —**

Part 1:
**Graphical symbols for conventional
use and data-processing applications**
AMENDMENT 1

*Transmissions hydrauliques et pneumatiques — Symboles graphiques
et schémas de circuit —*

Partie 1: Symboles graphiques en emploi conventionnel et informatisé
AMENDEMENT 1

PROOF / ÉPREUVE



iTeh STANDARD PREVIEW
(standards.iteh.ai)
Full standard:
<https://standards.iteh.ai/catalog/standards/sist/d68f17cb-2446-4693-a32d-361d41208ae5/iso-1219-1-2012-amd-1-2016>



COPYRIGHT PROTECTED DOCUMENT

© ISO 2016, Published in Switzerland

All rights reserved. Unless otherwise specified, no part of this publication may be reproduced or utilized otherwise in any form or by any means, electronic or mechanical, including photocopying, or posting on the internet or an intranet, without prior written permission. Permission can be requested from either ISO at the address below or ISO's member body in the country of the requester.

ISO copyright office
Ch. de Blandonnet 8 • CP 401
CH-1214 Vernier, Geneva, Switzerland
Tel. +41 22 749 01 11
Fax +41 22 749 09 47
copyright@iso.org
www.iso.org

Foreword

ISO (the International Organization for Standardization) is a worldwide federation of national standards bodies (ISO member bodies). The work of preparing International Standards is normally carried out through ISO technical committees. Each member body interested in a subject for which a technical committee has been established has the right to be represented on that committee. International organizations, governmental and non-governmental, in liaison with ISO, also take part in the work. ISO collaborates closely with the International Electrotechnical Commission (IEC) on all matters of electrotechnical standardization.

The procedures used to develop this document and those intended for its further maintenance are described in the ISO/IEC Directives, Part 1. In particular the different approval criteria needed for the different types of ISO documents should be noted. This document was drafted in accordance with the editorial rules of the ISO/IEC Directives, Part 2 (see www.iso.org/directives).

Attention is drawn to the possibility that some of the elements of this document may be the subject of patent rights. ISO shall not be held responsible for identifying any or all such patent rights. Details of any patent rights identified during the development of the document will be in the Introduction and/or on the ISO list of patent declarations received (see www.iso.org/patents).

Any trade name used in this document is information given for the convenience of users and does not constitute an endorsement.

For an explanation on the meaning of ISO specific terms and expressions related to conformity assessment, as well as information about ISO's adherence to the WTO principles in the Technical Barriers to Trade (TBT) see the following URL: [Foreword - Supplementary information](#)

Amendment 1 to ISO 1219-1:2012 was prepared by Technical Committee ISO/TC 131, *Fluid power systems*, Subcommittee SC 1, *Symbols, terminology and classifications*.

ISO 1219 consists of the following parts, under the general title *Fluid power systems and components — Graphical symbols and circuit diagrams*:

- *Part 1: Graphical symbols for conventional use and data-processing applications*
- *Part 2: Circuit diagrams*
- *Part 3: Symbol modules and connected symbols in diagrams*

iTeh STANDARD PREVIEW
(standards.iteh.ai)

Full standard:
<https://standards.iteh.ai/catalog/standards/sist/d68f17cb-2446-4693-a32d-361d41208ae5/iso-1219-1-2012-amd-1-2016>

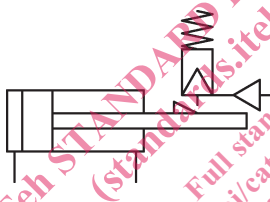
Fluid power systems and components — Graphical symbols and circuit diagrams —

Part 1: Graphical symbols for conventional use and data-processing applications

AMENDMENT 1

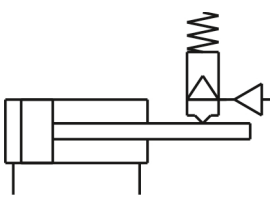
Page 97, Clause 7

Modify example 7.3.11 as follows:

7.3.11	X11570		Double-acting cylinder, mechanism for locking the piston rod and unlocking by pressurization in a predefined position
	101V13		Vérin à double effet, verrouillage de la tige de piston et déverrouillage par application de pression dans une position prédéfinie
	101V14		
	F004V1		
	661V1		
	101V2		Doppeltwirkender Zylinder, Vorrichtung zum Blockieren der Kolbenstange in einer vorbestimmten Position und Lösen durch Druckbeaufschlagung
	244V1		
	401V1		
401V2			

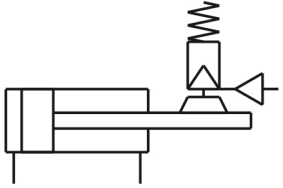
Page 99, Clause 7

Add a new example 7.3.21:

7.3.21	X11571		Double-acting cylinder, mechanism for locking the piston rod and unlocking by pressurization in any position
	101V13		Vérin à double effet, verrouillage de la tige de piston et déverrouillage par application de pression dans n'importe quelle position
	101V14		
	F004V1		
	101V2		
	244V1		Doppeltwirkender Zylinder, Vorrichtung zum Blockieren der Kolbenstange in einer beliebigen Position und Lösen durch Druckbeaufschlagung
	401V1		
	401V2		
F009V3			

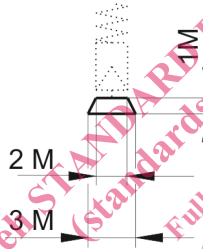
Page 99, Clause 7

Add a new example 7.3.22:

<p>7.3.22</p> <p>X11572</p> <p>101V13</p> <p>101V14</p> <p>F004V1</p> <p>101V2</p> <p>244V1</p> <p>401V1</p> <p>401V2</p> <p>2011V1</p>		<p>Double-acting cylinder, mechanism for braking the piston rod and releasing by pressurization</p> <p>Vérin à double effet, dispositif de freinage de la tige de piston et desserrage par application de pression</p> <p>Doppeltwirkender Zylinder, Vorrichtung zum Bremsen der Kolbenstange und Lösen durch Druckbeaufschlagung</p>
--	---	---

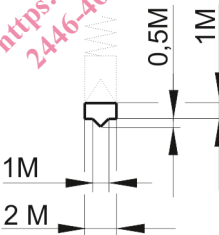
Page 128, Clause 8

Add a new basic symbol 8.4.63:

<p>8.4.63</p> <p>2011V1</p>		<p>Brake for piston rod</p> <p>Frein de tige de vérin</p> <p>Bremse für Kolbenstange</p>
------------------------------------	--	--

Page 128, Clause 8

Add a new basic symbol 8.4.64:

<p>8.4.64</p> <p>F009V3</p>		<p>Element for rod lock, for locking of piston rod</p> <p>Èlément de pincement pour verrouiller la tige de vérin</p> <p>Greifelement, zum Blockieren der Kolbenstange</p>
------------------------------------	---	---

iTeh STANDARD PREVIEW
(standards.iteh.ai)

Full standard:
<https://standards.iteh.ai/catalog/standards/sist/d68f17cb-2446-4693-a32d-361d41208ae5/iso-1219-1-2012-amd-1-2016>

iTeh STANDARD PREVIEW
(standards.iteh.ai)

Full standard:
<https://standards.iteh.ai/catalog/standards/sist/d68f17cb-2446-4693-a32d-361d41208ae5/iso-1219-1-2012-amd-1-2016>