

ISO/TC 35/SC 9

Secretariat: BSI

Voting begins on:
2015-09-17

Voting terminates on:
2015-11-17

Paints and varnishes — Evaluation of degradation of coatings — Designation of quantity and size of defects, and of intensity of uniform changes in appearance —

Part 4: Assessment of degree of cracking

Peintures et vernis — Évaluation de la dégradation des revêtements — Désignation de la quantité et de la dimension des défauts, et de l'intensité des changements uniformes d'aspect —

Partie 4: Évaluation du degré de craquelage

Please see the administrative notes on page iii

RECIPIENTS OF THIS DRAFT ARE INVITED TO SUBMIT, WITH THEIR COMMENTS, NOTIFICATION OF ANY RELEVANT PATENT RIGHTS OF WHICH THEY ARE AWARE AND TO PROVIDE SUPPORTING DOCUMENTATION.

IN ADDITION TO THEIR EVALUATION AS BEING ACCEPTABLE FOR INDUSTRIAL, TECHNOLOGICAL, COMMERCIAL AND USER PURPOSES, DRAFT INTERNATIONAL STANDARDS MAY ON OCCASION HAVE TO BE CONSIDERED IN THE LIGHT OF THEIR POTENTIAL TO BECOME STANDARDS TO WHICH REFERENCE MAY BE MADE IN NATIONAL REGULATIONS.



Reference number
ISO/FDIS 4628-4:2015(E)

ISO/CEN PARALLEL PROCESSING

This final draft has been developed within the International Organization for Standardization (ISO), and processed under the **ISO-lead** mode of collaboration as defined in the Vienna Agreement. The final draft was established on the basis of comments received during a parallel enquiry on the draft.

This final draft is hereby submitted to the ISO member bodies and to the CEN member bodies for a parallel two-month approval vote in ISO and formal vote in CEN.

Positive votes shall not be accompanied by comments.

Negative votes shall be accompanied by the relevant technical reasons.

iTeh STANDARD PREVIEW
(standards.iteh.ai)
Full standard:
<https://standards.iteh.ai/catalog/standards/sist/67eb472c-647f-438c-9869-49e5b297bd4d/iso-4628-4-2016>



COPYRIGHT PROTECTED DOCUMENT

© ISO 2015, Published in Switzerland

All rights reserved. Unless otherwise specified, no part of this publication may be reproduced or utilized otherwise in any form or by any means, electronic or mechanical, including photocopying, or posting on the internet or an intranet, without prior written permission. Permission can be requested from either ISO at the address below or ISO's member body in the country of the requester.

ISO copyright office
Ch. de Blandonnet 8 • CP 401
CH-1214 Vernier, Geneva, Switzerland
Tel. +41 22 749 01 11
Fax +41 22 749 09 47
copyright@iso.org
www.iso.org

Contents

	Page
Foreword.....	iv
1 Scope.....	1
2 Normative references.....	1
3 Terms and definitions.....	1
4 Assessment.....	1
5 Expression of results.....	2
6 Test report.....	3
Annex A (informative) Examples for types of cracking.....	5
Bibliography.....	14

iTeh STANDARD PREVIEW
 (standards.iteh.ai)
 Full standard:
<https://standards.iteh.ai/catalog/standards/sist/67cb472c-647f-438c-9869-49e5b297bd4d/iso-4628-4-2016>

Foreword

ISO (the International Organization for Standardization) is a worldwide federation of national standards bodies (ISO member bodies). The work of preparing International Standards is normally carried out through ISO technical committees. Each member body interested in a subject for which a technical committee has been established has the right to be represented on that committee. International organizations, governmental and non-governmental, in liaison with ISO, also take part in the work. ISO collaborates closely with the International Electrotechnical Commission (IEC) on all matters of electrotechnical standardization.

The procedures used to develop this document and those intended for its further maintenance are described in the ISO/IEC Directives, Part 1. In particular the different approval criteria needed for the different types of ISO documents should be noted. This document was drafted in accordance with the editorial rules of the ISO/IEC Directives, Part 2 (see www.iso.org/directives).

Attention is drawn to the possibility that some of the elements of this document may be the subject of patent rights. ISO shall not be held responsible for identifying any or all such patent rights. Details of any patent rights identified during the development of the document will be in the Introduction and/or on the ISO list of patent declarations received (see www.iso.org/patents).

Any trade name used in this document is information given for the convenience of users and does not constitute an endorsement.

For an explanation on the meaning of ISO specific terms and expressions related to conformity assessment, as well as information about ISO's adherence to the WTO principles in the Technical Barriers to Trade (TBT) see the following URL: [Foreword - Supplementary information](#)

The committee responsible for this document is ISO/TC 35 *Paints and varnishes*, Subcommittee SC 9, *General test methods for paints and varnishes*.

This third edition cancels and replaces the second edition (ISO 4628-4:2003), which has been technically revised with the following changes:

- a) lower limit for visual assessment of defects has been introduced in [Table 2](#);
- b) a normative reference to ISO 13076 for illumination for the assessment has been added.

ISO 4628 consists of the following parts, under the general title *Paints and varnishes — Evaluation of degradation of coatings — Designation of quantity and size of defects, and of intensity of uniform changes in appearance*:

- *Part 1: General introduction and designation system*
- *Part 2: Assessment of degree of blistering*
- *Part 3: Assessment of degree of rusting*
- *Part 4: Assessment of degree of cracking*
- *Part 5: Assessment of degree of flaking*
- *Part 6: Assessment of degree of chalking by tape method*
- *Part 7: Assessment of degree of chalking by velvet method*
- *Part 8: Assessment of degree of delamination and corrosion around a scribe or other artificial defect*
- *Part 10: Assessment of degree of filiform corrosion*

Paints and varnishes — Evaluation of degradation of coatings — Designation of quantity and size of defects, and of intensity of uniform changes in appearance —

Part 4: Assessment of degree of cracking

1 Scope

This part of ISO 4628 specifies a method for assessing the degree of cracking of coatings by comparison with pictorial standards.

NOTE Refer to ISO 4628-1 for the designation system for quantity and size of defects and the intensity of changes in appearance of coatings, as well as general principles of the system.

2 Normative references

The following documents, in whole or in part, are normatively referenced in this document and are indispensable for its application. For dated references, only the edition cited applies. For undated references, the latest edition of the referenced document (including any amendments) applies

ISO 13076, *Paints and varnishes — Lighting and procedure for visual assessments of coatings*

3 Terms and definitions

For the purposes of this document, the following terms and definitions apply.

3.1

degree of cracking

rating characterizing cracks in a coating in terms of quantity, size, and depth

4 Assessment

Assess the quantity of cracking by reference to [Table 1](#) and using as example [Figure 1](#) or [Figure 2](#), depending on the type of cracking.

NOTE [Figure 1](#) shows cracking without preferential direction and [Figure 2](#) shows cracking in one preferential direction, which occurs with substrates such as wood (“anisotropic” substrates). Other forms of cracking occur, but the principles of assessing the quantity remain the same.

Table 1 — Rating scheme for designating the quantity of cracks

Rating	Quantity of cracks
0	none, i.e. no detectable cracks
1	very few, i.e. small, barely significant number of cracks
2	few, i.e. small but significant number of cracks
3	moderate number of cracks
4	considerable number of cracks
5	dense pattern of cracks

If specified, assess the average size of the cracks in accordance with [Table 2](#).

Table 2 — Rating scheme for designating the size of cracks

Rating	Size of cracks
0	not visible under $\times 10$ magnification
1	only visible under magnification up to $\times 10$
2	just visible with normal corrected vision (up to 0,2 mm) ^a
3	clearly visible with normal corrected vision (larger than 0,2 mm up to 0,5 mm)
4	large cracks, larger than 0,5 mm up to 1 mm wide
5	very large cracks generally more than 1 mm wide

^a Typically, defects larger than 0,2 mm are visible with normal corrected vision.

Where the test area exhibits cracks of various sizes, quote as the size rating that of the largest cracks which are numerous enough to be typical of the test area.

If possible, indicate the depth of cracking by reference to the level in the coating system to which the cracks penetrate. A distinction is made between three main types of failure by cracking:

- surface cracks which do not fully penetrate the top coat (i.e. checking);
- cracks which penetrate the top coat, the underlying coat(s) being substantially unaffected;
- cracks which penetrate the whole coating system.

Carry out the assessment under good illumination, as specified in ISO 13076.

5 Expression of results

Express the numerical ratings of the quantity and, if specified, size of the cracks, together with the depth of cracking (a, b, or c), shown in [Figures 1](#) and [2](#) together with the approximate dimensions of the area concerned, or its proportion to the total area, expressed as a percentage.

For example, for quantity 2, size 3 with the cracks penetrating the top coat and the underlying coat(s) are substantially unaffected, report the result as


— cracking; degree of cracking 2(S3)b.

If necessary, the assessment may be amplified in words, for example “cracking in one preferential direction” and by using the descriptions given in [Annex A](#).

6 Test report

The test report shall contain at least the following information:


- all details necessary to identify the coating examined;
- a reference to this part of ISO 4628, i.e. ISO 4628-4;
- the type of surface examined, its size and, if appropriate, its location;
- the result of the examination in accordance with [Clause 5](#);
- an indication of the illumination under which the assessment was carried out;
- any unusual features (anomalies) observed during the assessment;
- the date of the examination.




a) Quantity (density) 1



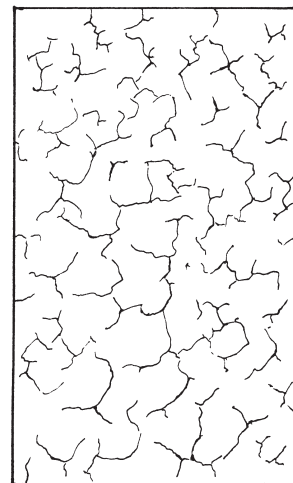
b) Quantity (density) 2



c) Quantity (density) 3




d) Quantity (density) 4




e) Quantity (density) 5


Figure 1 — Cracking without preferential direction (panels of area 100 cm² to 200 cm²)



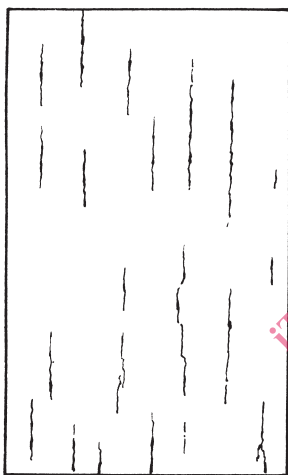
a) Quantity (density) 1




b) Quantity (density) 2



c) Quantity (density) 3



d) Quantity (density) 4



e) Quantity (density) 5

ITEH STANDARD PREVIEW
(standards.iteh.ai)
Full standard:
<https://standards.iteh.ai/catalog/standards/sist/67cb4728-647f-438c-9869-49e5b297bd4d/iso-4628-4-2016>

Figure 2 — Cracking in one preferential direction (for example due to brush marks or wood grain) (panels of area 100 cm² to 200 cm²)

Annex A (informative)

Examples for types of cracking

ASTM — American Society for Testing and Materials

TNO — Nederlandse Organisatie voor Toegepast Natuurwetenschappelijk Onderzoek (Netherlands Organization for Applied Scientific Research)

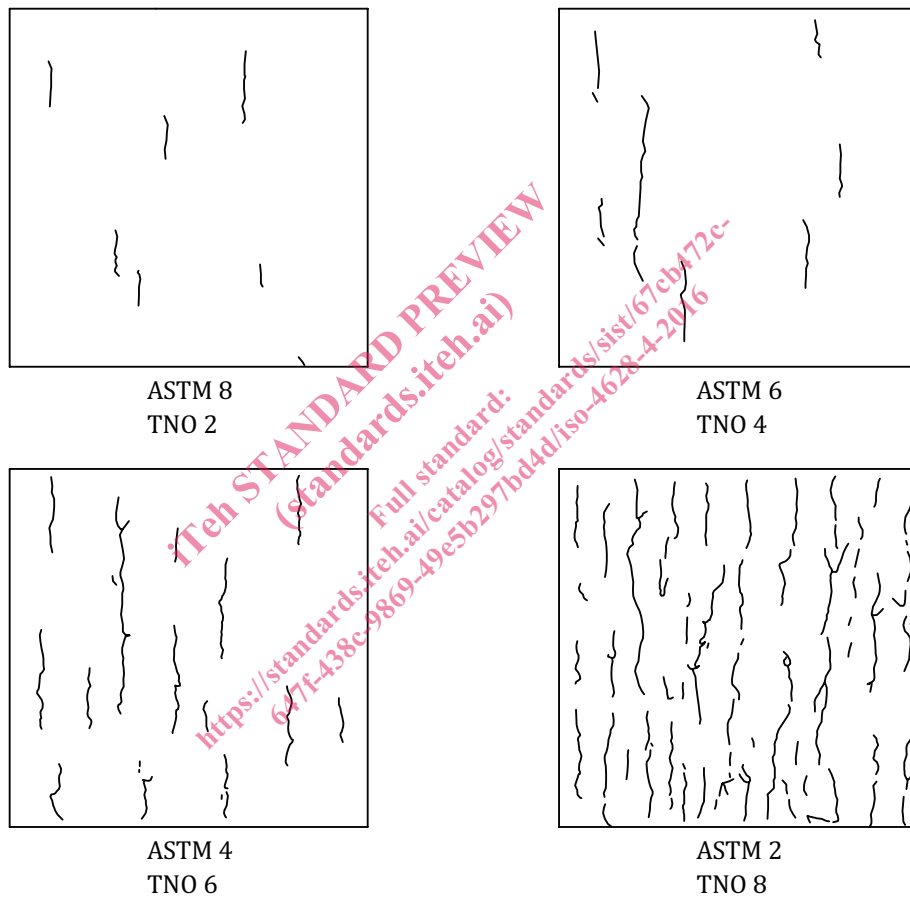


Figure A.1 — Irregular

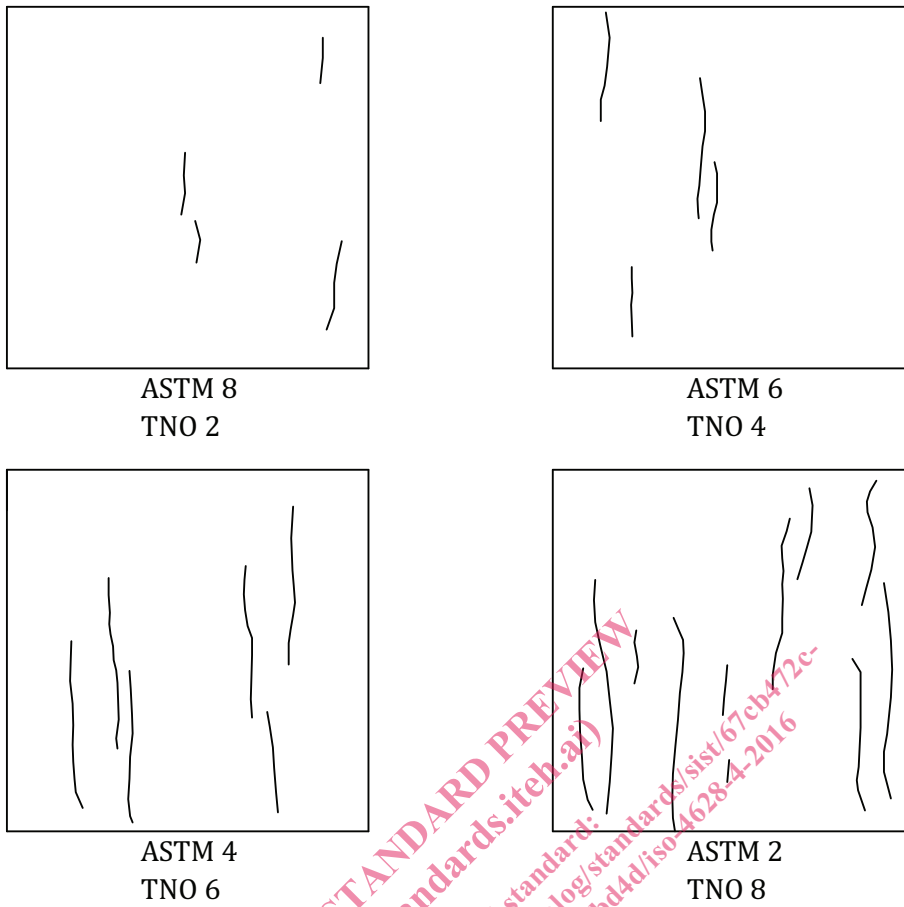


Figure A.2 Long line

iTeh STANDARD PREVIEW
(standards.iteh.ai)
Full standard:
<https://standards.iteh.ai/catalog/standards/sist/67cb472c-647f-438c-9869-49e5b297bd4d/iso-4628-4-2016>