

ISO/TC 85/SC 2

Date: 2015-09-15

ISO 29661:2012/Amd.1:2015(E)

ISO/TC 85/SC 2/WG 2

Secretariat: AFNOR

Reference radiation fields for radiological protection — Definitions and fundamental concepts — AMENDMENT 1: Reference point of personal dosimeters

Champs de rayonnement de référence pour la radioprotection — Définitions et concepts fondamentaux — AMENDEMENT 1: Point de référence des dosimètres individuels

Copyright notice

This ISO document is a Draft International Standard and is copyright-protected by ISO. Except as permitted under the applicable laws of the user's country, neither this ISO draft nor any extract from it may be reproduced, stored in a retrieval system or transmitted in any form or by any means, electronic, photocopying, recording or otherwise, without prior written permission being secured.

Requests for permission to reproduce should be addressed to either ISO at the address below or ISO's member body in the country of the requester.

ISO copyright office

[ISO 29661:2012/Amd 1:2015](https://standards.iteh.ai/catalog/standards/sist/90277383-e66a-4590-b291-4c045282d53/iso-29661-2012-amd-1-2015)

<https://standards.iteh.ai/catalog/standards/sist/90277383-e66a-4590-b291-4c045282d53/iso-29661-2012-amd-1-2015>
Case postale 56 • CH-1211 Geneva 20

Tel. + 41 22 749 01 11

Fax + 41 22 749 09 47

E-mail copyright@iso.org

Web www.iso.org

Reproduction may be subject to royalty payments or a licensing agreement.

Violators may be prosecuted.

Document type: International Standard
Document subtype: Amendment
Document stage: (60) Publication
Document language: E

Foreword

ISO (the International Organization for Standardization) is a worldwide federation of national standards bodies (ISO member bodies). The work of preparing International Standards is normally carried out through ISO technical committees. Each member body interested in a subject for which a technical committee has been established has the right to be represented on that committee. International organizations, governmental and non-governmental, in liaison with ISO, also take part in the work. ISO collaborates closely with the International Electrotechnical Commission (IEC) on all matters of electrotechnical standardization.

The procedures used to develop this document and those intended for its further maintenance are described in the ISO/IEC Directives, Part 1. In particular the different approval criteria needed for the different types of ISO documents should be noted. This document was drafted in accordance with the editorial rules of the ISO/IEC Directives, Part 2 (see www.iso.org/directives).

Attention is drawn to the possibility that some of the elements of this document may be the subject of patent rights. ISO shall not be held responsible for identifying any or all such patent rights. Details of any patent rights identified during the development of the document will be in the Introduction and/or on the ISO list of patent declarations received (see www.iso.org/patents).

Any trade name used in this document is information given for the convenience of users and does not constitute an endorsement.

For an explanation on the meaning of ISO specific terms and expressions related to conformity assessment, as well as information about ISO's adherence to the WTO principles in the Technical Barriers to Trade (TBT) see the following URL: [Foreword - Supplementary information](#)

The committee responsible for this document is ISO/TC 85, *Nuclear energy, nuclear technologies, and radiological protection*, Subcommittee SC 2, *Radiological protection*.

ISO 29661:2012/Amd 1:2015
<https://standards.iteh.ai/catalog/standards/sist/90277383-e66a-4590-b291-decf45282a33/iso-29661-2012-amd-1-2015>

Introduction

The Amendment of this International Standard ~~harmonize~~harmonizes the different definitions valid since 2012 of the reference point for personal dosimeters as given by relevant ISO Standards on reference radiation fields, e.g. ISO 29661:2012, ISO 4037, ISO 6980 and ISO 8529. It mainly reflects the definitions given before 2012 by the Standards ISO 4037, ISO 6980 and ISO 8529 and includes the harmonized version into ISO 29661:2012.

iTeh STANDARD PREVIEW (standards.iteh.ai)

[ISO 29661:2012/Amd 1:2015](https://standards.iteh.ai/catalog/standards/sist/90277383-e66a-4590-b291-decf45282a33/iso-29661-2012-amd-1-2015)
<https://standards.iteh.ai/catalog/standards/sist/90277383-e66a-4590-b291-decf45282a33/iso-29661-2012-amd-1-2015>

iTeh STANDARD PREVIEW
(standards.iteh.ai)

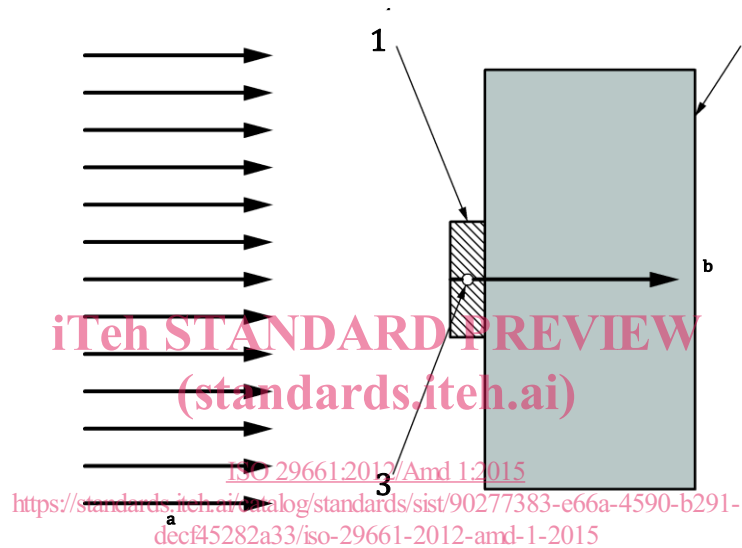
[ISO 29661:2012/Amd 1:2015](https://standards.iteh.ai/catalog/standards/sist/90277383-e66a-4590-b291-decf45282a33/iso-29661-2012-amd-1-2015)

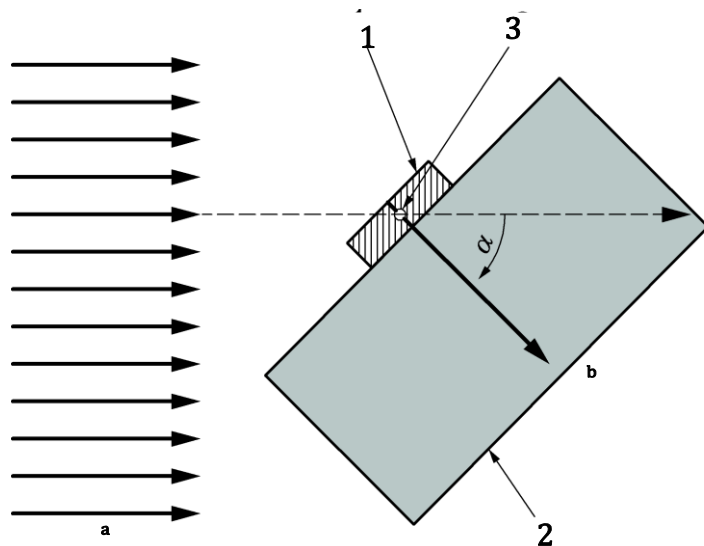
<https://standards.iteh.ai/catalog/standards/sist/90277383-e66a-4590-b291-decf45282a33/iso-29661-2012-amd-1-2015>

Reference radiation fields for radiological protection — Definitions and fundamental concepts — AMENDMENT 1: Reference point of personal dosimeters

Page 8, Figure 1 — Reference direction and direction of radiation incidence of personal dosimeter mounted on water slab phantom [see 6.6.2 a)]

Replace Figure 1 with the following figure and leave the key and the figure caption unchanged.





Page 27, 6.6.3 Reference direction and reference point

Replace the first paragraph with the following:

The reference point and the reference direction of the personal dosimeter are stated by the manufacturer.

Replace the second paragraph with the following:

The personal dosimeter is put on the phantom, such that the reference direction of the dosimeter through the reference point hits the centre of the phantom surface, see Figure 3. This is valid for any type of dosimeter and any phantom. In addition, any clip, if used when wearing the dosimeter, shall not be removed for calibrating and type testing.

<https://standards.iteh.ai/catalog/standards/sist/90277383-c66a-4590-b291-decf15282a33/iso-29661-2012-amd-1-2015>
 ISO 29661:2012/Amd 1:2015

After the third paragraph, add the following paragraph and notes:

The definition of the reference point for personal dosimeters should consider both the practical application of the dosimeter and the conditions when calibrating. The definition of the radiation protection quantities requires a parallel beam where no reference point of the dosimeter is required. Practical applications, calibrations and type tests are all performed in divergent beams where a reference point is required. For photon radiation, almost all distances to the radiation source are quite large, consequently, the divergence is small and the exact definition of the reference point is of minor influence on the results of measurements, calibrations and type tests. For beta radiation, the distance for calibration can be as small as 11 cm whereas in practical measurement the distance to the beta radiation source can vary considerably, from less than 1 cm to a few meters. Here, the definition of the reference point is of great importance. For neutron radiation, the divergence in practical applications is small as the distance to the source is quite large but for calibrations and type testing the divergence can be larger due to the fact that the required dose rate can only be produced close to the radiation source. The manufacturer and the calibration and type testing laboratory shall take care of all these considerations when setting up the reference point and the true quantity value at the point of test.

NOTE 1 For personal dosimeters that are substantially sensitive to radiation backscattered from the phantom (particularly the neutron albedo dosimeter), it may be advisable to locate the reference point on the rear side of the dosimeter so that it coincides with a point on the front surface of the phantom.

NOTE 2 In general, the reference point of a dosimeter is located inside the dosimeter. For type test and/or calibration, it can be convenient to decide in agreement with the customer to set the reference point to another location, for example in the case of personal dosimeters at the centre of the front face of the phantom. Such a calibration and/or type test procedure is also in line with this International Standard.

Page 28, 6.6.4 Irradiation conditions

Replace the third sentence of the first paragraph on page 28 with the following:

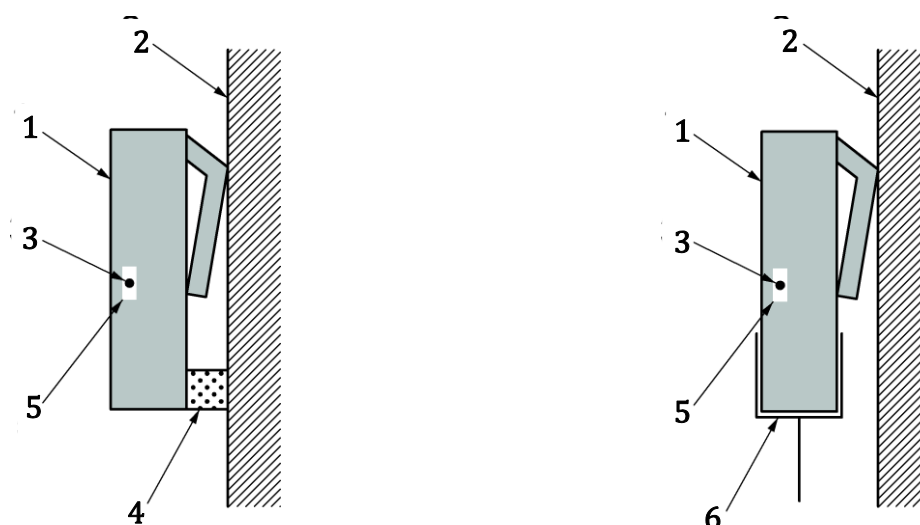
The reference direction of the dosimeter through its reference point shall hit the centre of the slab phantom surface.

iTeh STANDARD PREVIEW (standards.iteh.ai)

[ISO 29661:2012/Amd 1:2015](https://standards.iteh.ai/catalog/standards/sist/90277383-e66a-4590-b291-decf45282a33/iso-29661-2012-amd-1-2015)

<https://standards.iteh.ai/catalog/standards/sist/90277383-e66a-4590-b291-decf45282a33/iso-29661-2012-amd-1-2015>

Replace Figure 3 with the following one and leave the key unchanged:



Replace the title of Figure 3 with the following:

**Figure 3—Positioning of personal dosimeter at the phantom surface
(reference direction normal to phantom surface)**

iTeh STANDARD PREVIEW
(standards.iteh.ai)

<https://standards.iteh.ai/catalog/standards/sist/90277383-e66a-4590-b291-decf45282a33/iso-29661-2012-amd-1-2015>