



Designation: ~~D5219-07a~~ Designation: D 5219 – 09

Standard Terminology Relating to Body Dimensions for Apparel Sizing¹

This standard is issued under the fixed designation D 5219; the number immediately following the designation indicates the year of original adoption or, in the case of revision, the year of last revision. A number in parentheses indicates the year of last reapproval. A superscript epsilon (ϵ) indicates an editorial change since the last revision or reapproval.

1. Scope

1.1 This standard is a compilation of terminology related to the body dimensions for necessary apparel sizing.

1.2 For definitions of other textile terms, refer to Terminology D 123.

~~1.3 The terms are listed in alphabetical order regardless of whether they are horizontal or vertical measurements.~~

1.3 The terms are listed in alphabetical order regardless of whether they are horizontal or vertical measurements. The three dimensional Avatars were created by Alvanon Inc. See Figs. 1-18.

2. Referenced Documents

2.1 *ASTM Standards:*²

D 123 [Terminology Relating to Textiles](#)

2.2 *ISO Standards:*³

ISO 3635 Size Designation of Clothes, Definitions and Body Measurement Procedures

ISO 8559 Garment Construction and Anthropometric Surveys—Body Dimensions

3. Terminology

3.1 *Anatomy:*

apex, *n*—the greatest protrusion of the breast as seen from the side.

acromion, *n*—that part of the shoulder blade located at the end of the spine, which articulates with the collarbone. (See also **shoulder joint**.) (See Fig. 2.)

ankle, *n*—the joint between the foot and the lower leg. (See Fig. 1.)

~~**apex**, *n*—the greatest protrusion of the breast as seen from the side.~~

armpit, *n*—the hollow under the junction of the arm and the shoulder. (See Fig. 1.)

back-break point, *n*—the location on the back of the torso where the arm separates from the body (See Fig. 2.)

cervicale, *n*—the prominent point of the seventh or lowest neck vertebra at the back of the ~~body~~ torso.

DISCUSSION—The cervicale is identified by being more prominent when the head is bent forward; however, cervicale height measurements are made only when the head is erect. (See Fig. 2.)

crotch, *n*—the lowest point of the torso where the legs separate. (See Fig. 1.)

crown, *n*—the top of the head. (See Fig. 1.)

elbow, *n*—the joint that articulates between the upper arm and the lower arm. (See Fig. 1.)

front-break point, *n*—the location on the front of the torso where the arm separates from the torso. (See Fig. 1.)

hip, *n*—the laterally projecting region formed by the lateral parts of the pelvis and the upper part of the femur together with the flesh covering them. (See Fig. 1.)

knee, *n*—the joint between the lower and upper leg. (See Fig. 1.)

shoulder joint, *n*—the juncture of the collarbone and the shoulder blade.

DISCUSSION—The outer end of the collarbone or clavicle pivots against the acromion which in turn pivots against the humerus or upper arm bone in the arm. These bones form the shoulder girdle. (See also **acromion**.) (See Fig. 2.)

¹ This terminology is under the jurisdiction of ASTM Committee D13 on Textiles and is the direct responsibility of Subcommittee D13.55 on Body Measurement for Apparel Sizing.

Current edition approved July 15, 2007-2009. Published September 2007-March 2009. Originally approved in 1992. Last previous edition approved in 2007 as D 5219 – 07a.

² For referenced ASTM standards, visit the ASTM website, www.astm.org, or contact ASTM Customer Service at service@astm.org. For *Annual Book of ASTM Standards* volume information, refer to the standard's Document Summary page on the ASTM website.

³ Available from American National Standards Institute (ANSI), 25 W. 43rd St., 4th Floor, New York, NY 10036.

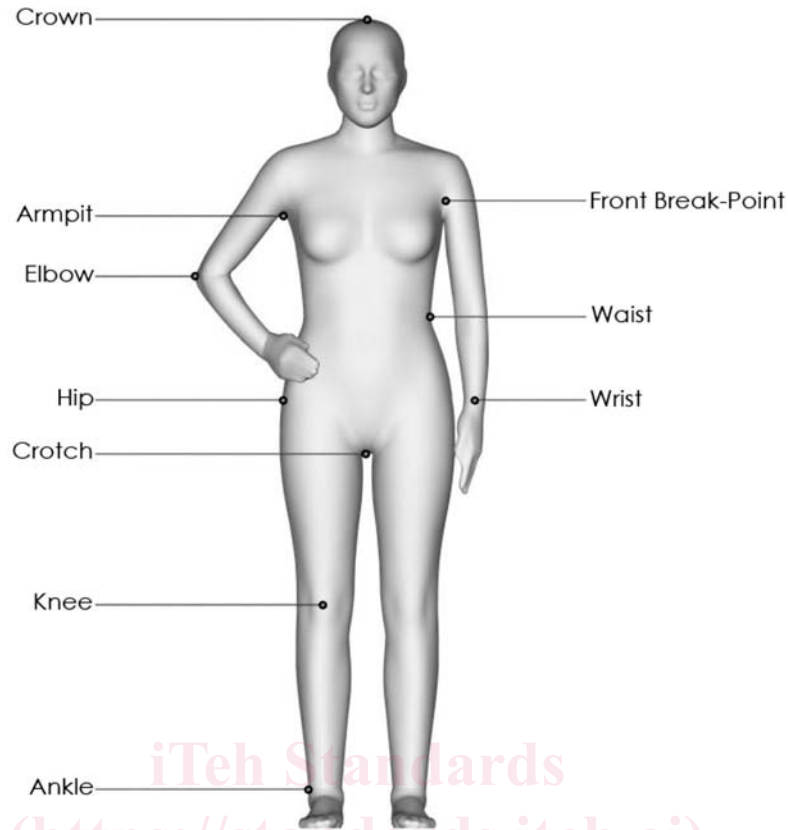


FIG. 1 Body Measurements

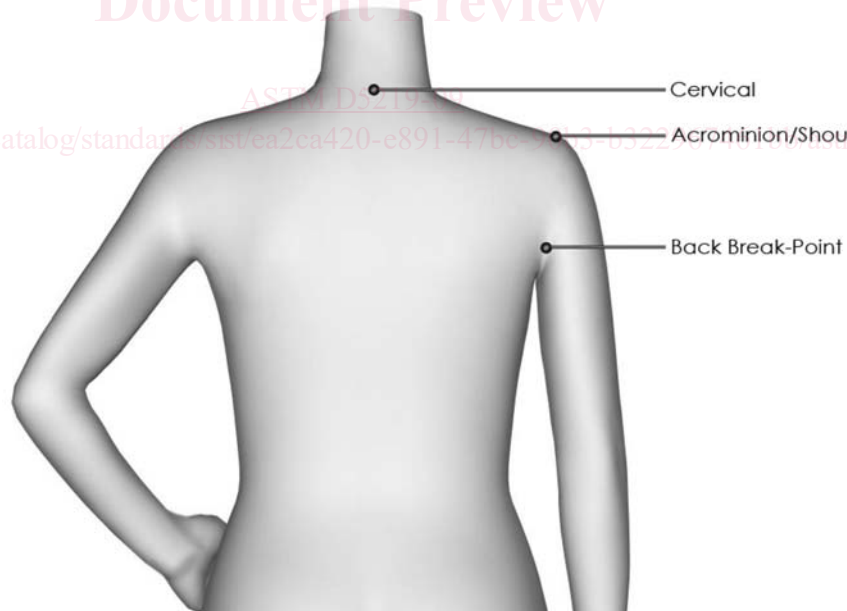


FIG. 2 Upper Back Measurements

waist, n—the part of the body torso at the location between the lowest rib and hip identified by bending the body torso to the side. (See Fig. 1.)

wrist, n—the joint that articulates between the end of the lower arm and the hand. (See Fig. 1.)

3.2 Anthropometry:

body measurements, n—a standardized distance between two specified points on the human anatomy.

DISCUSSION—Body measurements generally are based on standardized values from statistical studies of large populations.

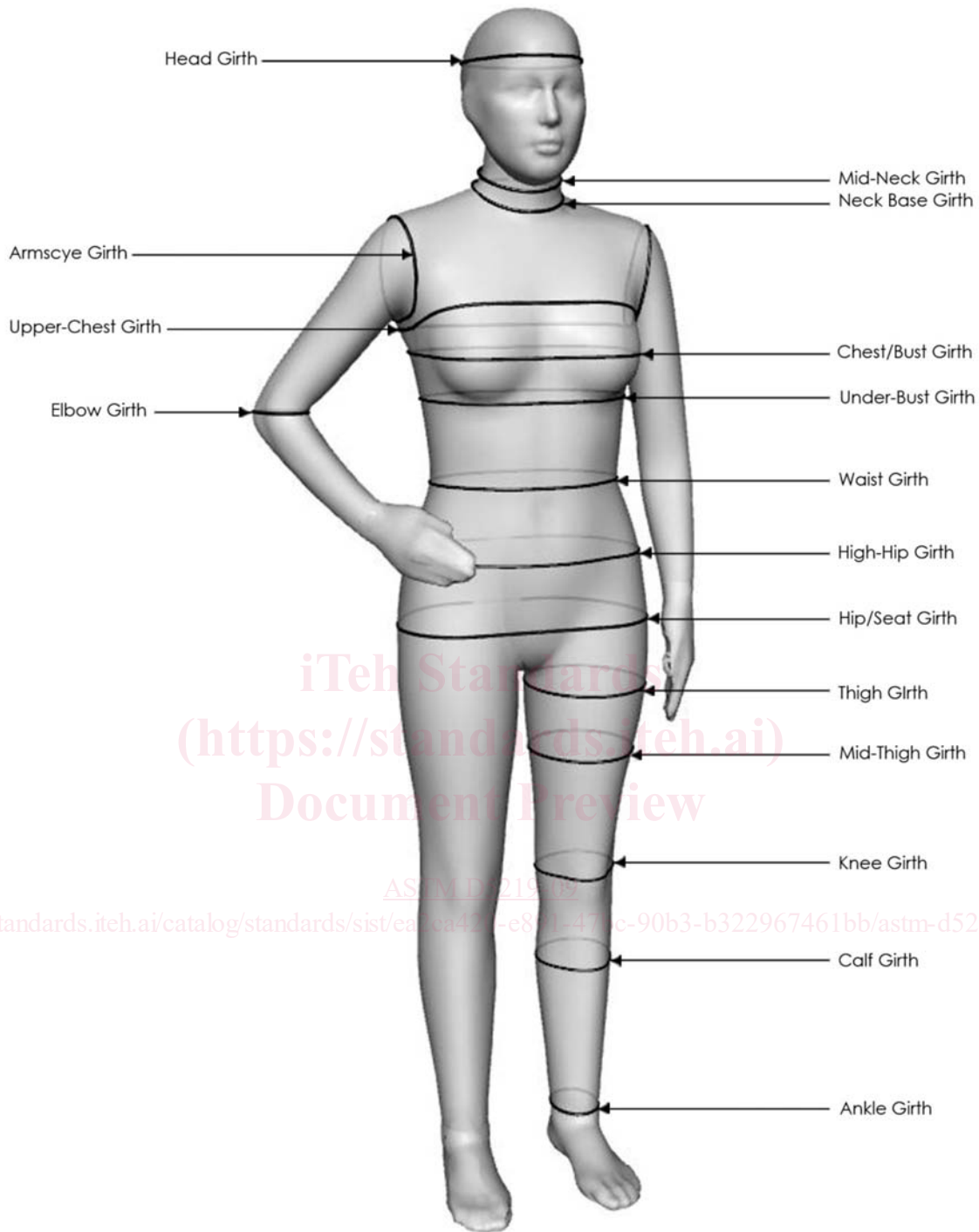


FIG. 3 Body Measurements

3.3 *Body Measurements:*

across back shoulder width, n —the horizontal distance across the back from the top of one shoulder joint to the top of the other shoulder joint, taken with the arms down. (See Fig. 510.)

across front shoulder width, n —the horizontal distance across the front from the top of one shoulder joint to the top of the other shoulder joint, taken with the arms down. (See Fig. 311.)

ankle girth, n —the maximum horizontal circumference of the ankle, taken over the greatest prominence of the anklebones. (See Fig. 3.)

ankle height, n —the vertical distance from the prominence of the outer ankle bone to the floor, taken with subject standing and without shoes. (See Fig. 6.)

ankle height (infant special case), n — the straight distance from the prominence of the outer ankle bone to the soles of the feet,

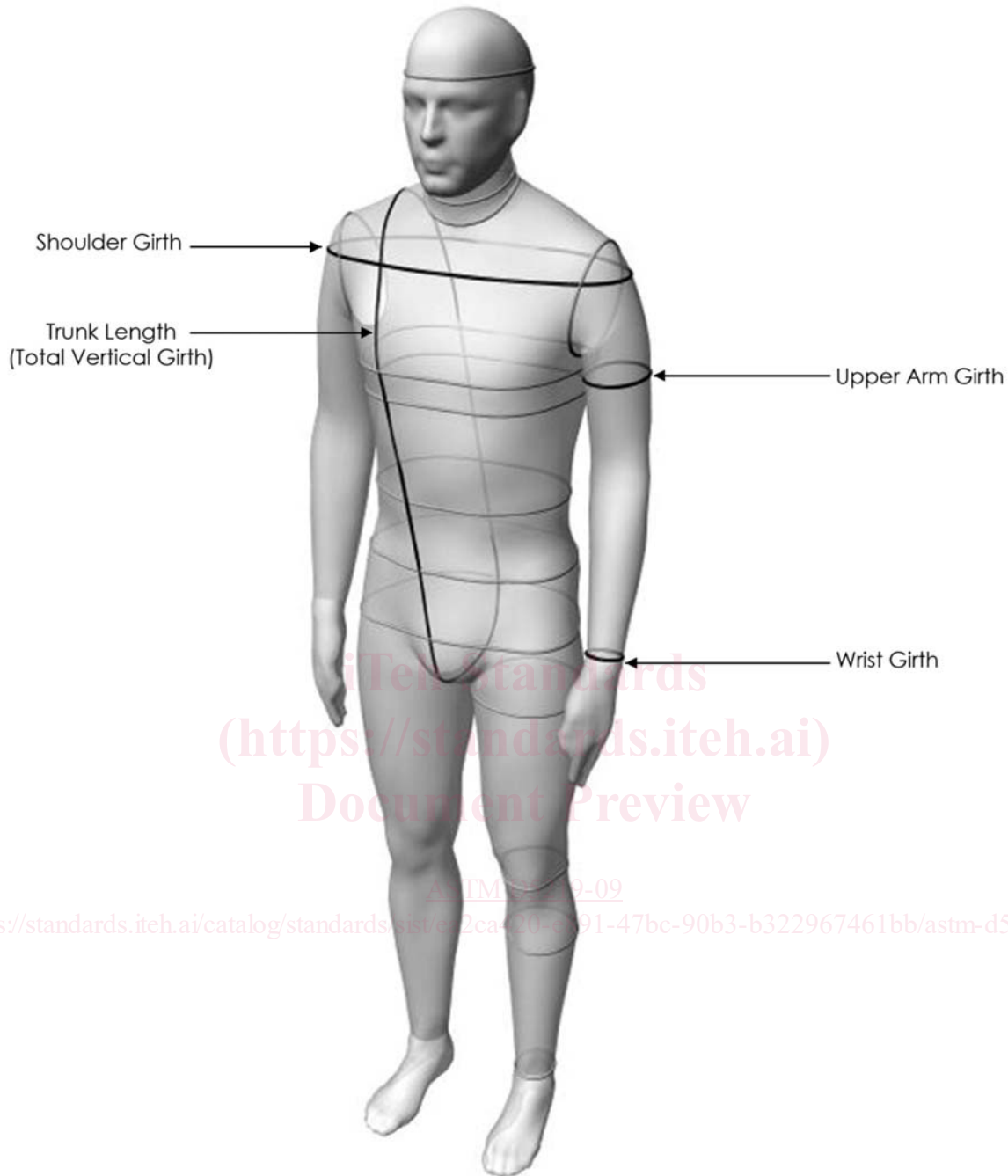


FIG. 4 Upper Body Measurements

taken with subject lying down flat with legs extended and the foot positioned at 1.57 rad (90°) to the leg.

arm length, n —the distance from the top of the shoulder joint along the outside of the arm over the elbow to the prominent wrist bone, taken with the arm bent (1.57 rad or 90°) and the hand placed on the hip. (See Fig. 711.)

armscye girth, n —the circumference taken from the shoulder joint through the front break-point, the armpit, the back break-point and to the starting point, taken with the arms down. (See Fig. 3.)

back width, n —the horizontal distance across the back from back break-point to back break-point over the shoulder blades, taken with the arms down. (See Fig. 510.)

body weight, n —the weight as measured on a calibrated scale taken with the subject in undergarments.

bust point to bust point (halter), n —the horizontal distance from bust apex around the back of the neck to bust apex, taken with the arms down. (See Fig. 39.)

bust point to bust point, n —the horizontal distance from bust apex to bust apex, taken with the arms down. (See Fig. 39.)

calf girth, n —the maximum horizontal circumference of the lower leg, taken between the knee and the ankle. (See Fig. 3.)

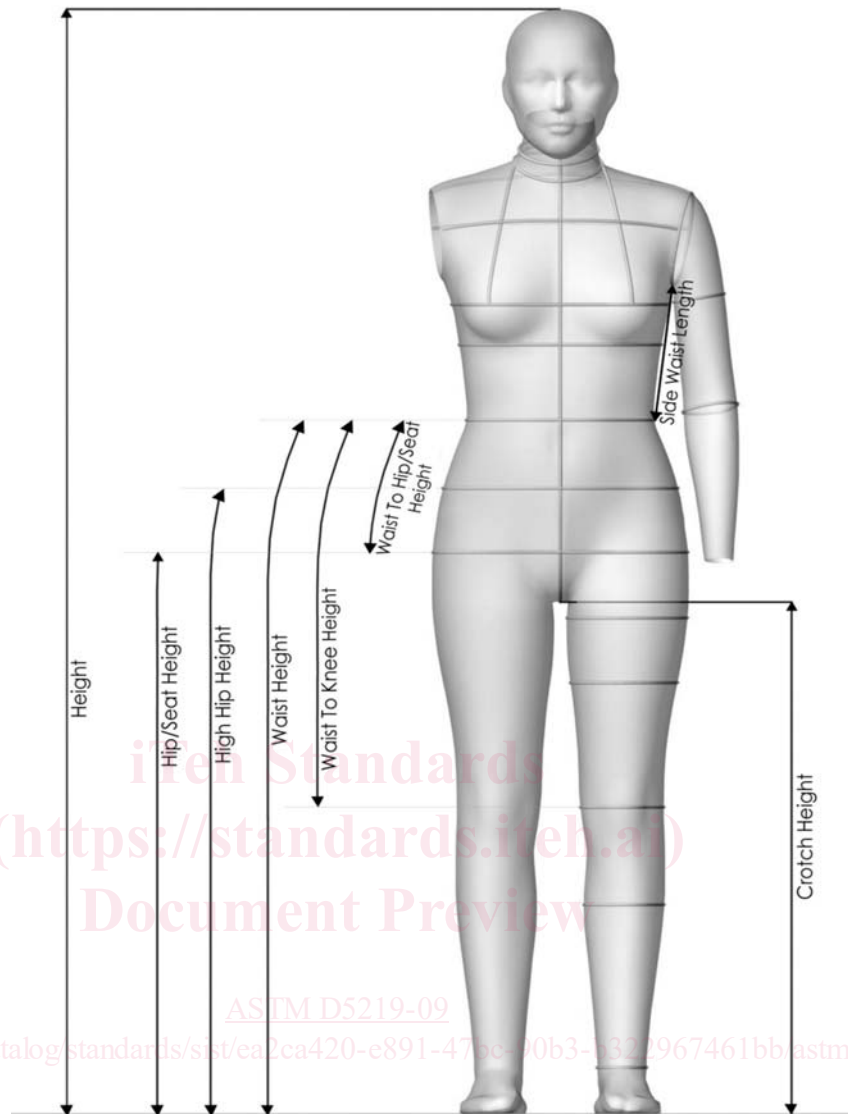


FIG. 5 Upper Body Measurements

center back waist length, n —the distance from the cervicale to the center back waist level, taken along the spine (contour). (See Fig. 8.)

center front waist length, n —the distance from the center front neck base line to the center front waist level (contour). (See Fig. 67.)

cervicale height, n —the vertical distance from the cervicale to the floor, taken with subject standing and without shoes. (See Fig. 86.)

cervicale height (infant special case), n —the straight distance from the cervicale to the soles of the feet, taken with subject lying down flat with legs extended and foot positioned at 1.57 rad (90°) to the leg.

cervicale to knee height, n —the vertical distance from the cervicale to a point level with the midpoint of the back of the knee (or crease). (See Fig. 8.)

cervicale to knee height (infant special case), n —the straight distance from the cervicale to a point level with the midpoint of the back of the knee (or crease), taken with subject lying down flat with legs extended.

cervicale to wrist length, n —the distance from the cervicale over the top of the shoulder joint, along the outside of the arm, over the elbow to the prominent wrist bone, taken with the arm bent 1.57 rad (90°) and the hand placed on the hip. (See Fig. 912.)

chest/bust girth, n —the horizontal circumference around the body, torso, taken under the arms and across the fullest part of the chest/bust apex including the lower portion of the shoulder blades. (See Fig. 43.)

crotch height, n —the vertical distance from the midpoint of the crotch to the floor, taken with the subject standing and without shoes. (See Fig. 65.)

crotch height (infant special case), n —the straight distance from the midpoint of the crotch to the soles of the feet, taken with

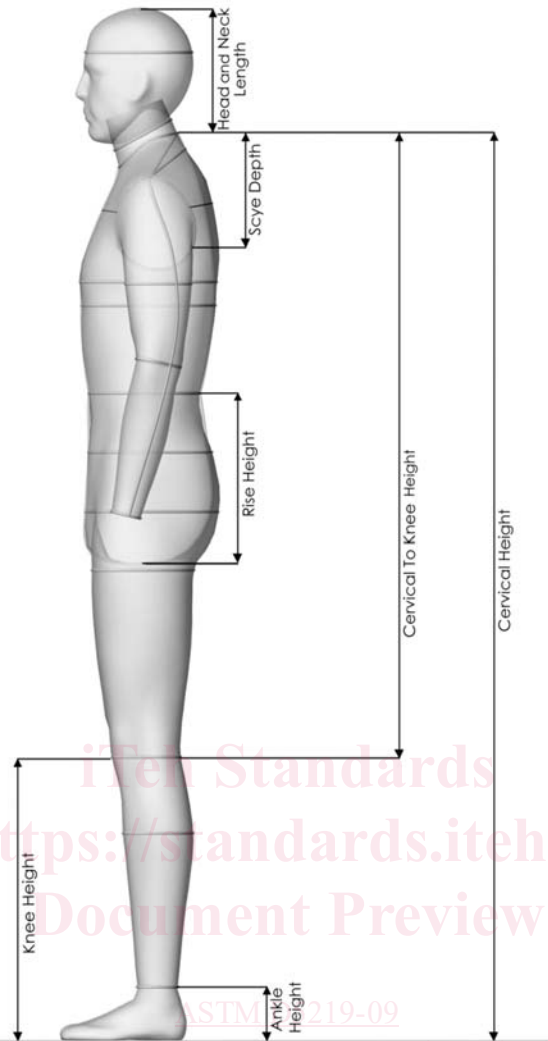


FIG. 6 Upper Body Measurements

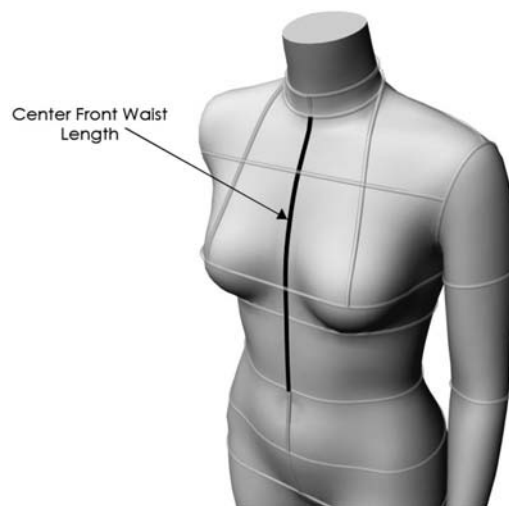


FIG. 7 Center Front Waist Length

subject lying down flat with legs extended and foot positioned at 1.57 rad (90°) to the leg.

crotch length (total), n —the distance from waist level at the center front, through the crotch and to the waist level at the center back, avoiding constriction at the crotch. (See Fig. 4015.)