

ETSI TS 102 232-4 V3.6.1 (2023-03)



**Lawful Interception (LI);
Handover Interface and
Service-Specific Details (SSD) for IP delivery;
Part 4: Service-specific details for Layer 2 services**

[ETSI TS 102 232-4 V3.6.1 \(2023-03\)](https://standards.iteh.ai/catalog/standards/sist/a367e43b-cfce-4db6-9c2b-e81e54bd9891/etsi-ts-102-232-4-v3-6-1-2023-03)

<https://standards.iteh.ai/catalog/standards/sist/a367e43b-cfce-4db6-9c2b-e81e54bd9891/etsi-ts-102-232-4-v3-6-1-2023-03>



Reference

RTS/LI-00236-4

Keywords

IP, Lawful Interception, layer 2, security

ETSI

650 Route des Lucioles
F-06921 Sophia Antipolis Cedex - FRANCE

Tel.: +33 4 92 94 42 00 Fax: +33 4 93 65 47 16

Siret N° 348 623 562 00017 - APE 7112B
Association à but non lucratif enregistrée à la
Sous-Préfecture de Grasse (06) N° w061004871

Important notice

The present document can be downloaded from:

<https://www.etsi.org/standards-search>

The present document may be made available in electronic versions and/or in print. The content of any electronic and/or print versions of the present document shall not be modified without the prior written authorization of ETSI. In case of any existing or perceived difference in contents between such versions and/or in print, the prevailing version of an ETSI deliverable is the one made publicly available in PDF format at www.etsi.org/deliver.

Users of the present document should be aware that the document may be subject to revision or change of status.

Information on the current status of this and other ETSI documents is available at

<https://portal.etsi.org/TB/ETSIDeliverableStatus.aspx>

If you find errors in the present document, please send your comment to one of the following services:

<https://standards.etsi.org/People/CommitteeSupportStaff.aspx>

If you find a security vulnerability in the present document, please report it through our

Coordinated Vulnerability Disclosure Program:

<https://www.etsi.org/standards/coordinated-vulnerability-disclosure>

Notice of disclaimer & limitation of liability

The information provided in the present deliverable is directed solely to professionals who have the appropriate degree of experience to understand and interpret its content in accordance with generally accepted engineering or other professional standard and applicable regulations.

No recommendation as to products and services or vendors is made or should be implied.

No representation or warranty is made that this deliverable is technically accurate or sufficient or conforms to any law and/or governmental rule and/or regulation and further, no representation or warranty is made of merchantability or fitness for any particular purpose or against infringement of intellectual property rights.

In no event shall ETSI be held liable for loss of profits or any other incidental or consequential damages.

Any software contained in this deliverable is provided "AS IS" with no warranties, express or implied, including but not limited to, the warranties of merchantability, fitness for a particular purpose and non-infringement of intellectual property rights and ETSI shall not be held liable in any event for any damages whatsoever (including, without limitation, damages for loss of profits, business interruption, loss of information, or any other pecuniary loss) arising out of or related to the use of or inability to use the software.

Copyright Notification

No part may be reproduced or utilized in any form or by any means, electronic or mechanical, including photocopying and microfilm except as authorized by written permission of ETSI.

The content of the PDF version shall not be modified without the written authorization of ETSI.

The copyright and the foregoing restriction extend to reproduction in all media.

© ETSI 2023.
All rights reserved.

Contents

| | |
|---------------------------------------------------------------------|-----------|
| Intellectual Property Rights | 5 |
| Foreword..... | 5 |
| Modal verbs terminology..... | 5 |
| Introduction | 5 |
| 1 Scope | 6 |
| 2 References | 6 |
| 2.1 Normative references | 6 |
| 2.2 Informative references..... | 7 |
| 3 Definition of terms, symbols and abbreviations..... | 7 |
| 3.1 Definitions | 7 |
| 3.2 Symbols..... | 8 |
| 3.3 Abbreviations | 8 |
| 4 General | 9 |
| 4.1 Access network | 9 |
| 4.1.0 Overview | 9 |
| 4.1.1 Scenario 1 | 9 |
| 4.1.2 Scenario 2 | 10 |
| 4.1.3 Scenario 3 | 11 |
| 4.1.4 Scenario 4 | 11 |
| 4.2 Lawful Interception (LI) requirements | 12 |
| 4.2.0 Introduction..... | 12 |
| 4.2.1 Target identity..... | 12 |
| 4.2.2 Result of interception..... | 12 |
| 4.2.3 Intercept related information messages..... | 13 |
| 4.2.4 Time constraints..... | 13 |
| 5 System model | 13 |
| 5.1 Reference configuration | 13 |
| 5.2 Reference states..... | 14 |
| 5.2.1 Logon..... | 14 |
| 5.2.2 Data transport..... | 14 |
| 5.2.3 Logoff | 15 |
| 5.2.4 Unexpected connection loss..... | 16 |
| 6 Intercept Related Information | 16 |
| 6.1 IRI events | 16 |
| 6.2 HI2 attributes..... | 17 |
| 7 Content of Communication (CC) | 17 |
| 8 ASN.1 for IRI and CC..... | 18 |
| 8.1 ASN.1 specification..... | 18 |
| Annex A (normative): Reference network topologies | 19 |
| A.0 Introduction | 19 |
| A.1 xDSL access | 19 |
| A.1.0 Overview | 19 |
| A.1.1 Events and information | 19 |
| A.2 Cable modem access | 24 |
| A.3 WLAN access..... | 24 |
| Annex B (informative): Stage 1 - RADIUS characteristics..... | 25 |

| | | |
|-------------------------------|------------------------------------|-----------|
| B.0 | Introduction | 25 |
| B.1 | Network topology | 25 |
| B.1.0 | RADIUS deployment options..... | 25 |
| B.1.1 | RADIUS proxy..... | 25 |
| Annex C (informative): | Change Request History..... | 27 |
| History | | 29 |

iTeh STANDARD PREVIEW (standards.iteh.ai)

[ETSI TS 102 232-4 V3.6.1 \(2023-03\)](https://standards.iteh.ai/catalog/standards/sist/a367e43b-cfce-4db6-9c2b-e81e54bd9891/etsi-ts-102-232-4-v3-6-1-2023-03)

<https://standards.iteh.ai/catalog/standards/sist/a367e43b-cfce-4db6-9c2b-e81e54bd9891/etsi-ts-102-232-4-v3-6-1-2023-03>

Intellectual Property Rights

Essential patents

IPRs essential or potentially essential to normative deliverables may have been declared to ETSI. The declarations pertaining to these essential IPRs, if any, are publicly available for **ETSI members and non-members**, and can be found in ETSI SR 000 314: "*Intellectual Property Rights (IPRs); Essential, or potentially Essential, IPRs notified to ETSI in respect of ETSI standards*", which is available from the ETSI Secretariat. Latest updates are available on the ETSI Web server (<https://ipr.etsi.org/>).

Pursuant to the ETSI Directives including the ETSI IPR Policy, no investigation regarding the essentiality of IPRs, including IPR searches, has been carried out by ETSI. No guarantee can be given as to the existence of other IPRs not referenced in ETSI SR 000 314 (or the updates on the ETSI Web server) which are, or may be, or may become, essential to the present document.

Trademarks

The present document may include trademarks and/or tradenames which are asserted and/or registered by their owners. ETSI claims no ownership of these except for any which are indicated as being the property of ETSI, and conveys no right to use or reproduce any trademark and/or tradename. Mention of those trademarks in the present document does not constitute an endorsement by ETSI of products, services or organizations associated with those trademarks.

DECT™, **PLUGTESTS™**, **UMTS™** and the ETSI logo are trademarks of ETSI registered for the benefit of its Members. **3GPP™** and **LTE™** are trademarks of ETSI registered for the benefit of its Members and of the 3GPP Organizational Partners. **oneM2M™** logo is a trademark of ETSI registered for the benefit of its Members and of the oneM2M Partners. **GSM®** and the GSM logo are trademarks registered and owned by the GSM Association.

Foreword

This Technical Specification (TS) has been produced by ETSI Technical Committee Lawful Interception (LI).

The present document is part 4 of a multi-part deliverable. Full details of the entire series can be found in part 1 [2].

The ASN.1 module is available as an electronic attachment to the present document (see clause 8.1 for more details).

Modal verbs terminology

In the present document "**shall**", "**shall not**", "**should**", "**should not**", "**may**", "**need not**", "**will**", "**will not**", "**can**" and "**cannot**" are to be interpreted as described in clause 3.2 of the [ETSI Drafting Rules](#) (Verbal forms for the expression of provisions).

"**must**" and "**must not**" are **NOT** allowed in ETSI deliverables except when used in direct citation.

Introduction

The present document focuses on layer 2 interception of IP-encoded information. It is to be used in conjunction with ETSI TS 102 232-1 [2], in which the handling of the intercepted information is described.

1 Scope

The present document specifies Lawful Interception for an Access Provider that has access to layer 2 session information and that is not required to have layer 3 information. In this case, the focus of Lawful Interception (LI) for IP Network Access is on the portion of the network, commonly referred to as "layer 2 interception", that facilitates subscriber access to the Public IP network.

The present document describes the LI at the interception domain of the access network.

The present document contains:

- a stage 1 description of the Lawful Interception service;
- a stage 2 description of the information flows between the functional entities (including the information elements involved) and triggering events; and
- a stage 3 description of the protocol and procedures to be used in mapping from stage 2 information flows and elements to Intercept Related Information (IRI) and Content of Communication (CC).

The present document is consistent with the definition of the Handover Interface, as described in ETSI TS 102 232-1 [2].

NOTE 1: Layer 3 interception is described in ETSI TS 102 232-3 [12].

NOTE 2: Layer 2 interception is not applicable to the PS domain of the GSM/UMTS networks (ETSI TS 123 060 [15]).

2 References

2.1 Normative references

References are either specific (identified by date of publication and/or edition number or version number) or non-specific. For specific references, only the cited version applies. For non-specific references, the latest version of the referenced document (including any amendments) applies.

Referenced documents which are not found to be publicly available in the expected location might be found at <https://docbox.etsi.org/Reference/>.

NOTE: While any hyperlinks included in this clause were valid at the time of publication ETSI cannot guarantee their long term validity.

The following referenced documents are necessary for the application of the present document.

- [1] Void.
- [2] [ETSI TS 102 232-1](#): "Lawful Interception (LI); Handover Interface and Service-Specific Details (SSD) for IP delivery; Part 1: Handover specification for IP delivery".
- [3] [IETF RFC 1122](#): "Requirements for Internet Hosts - Communication Layers".
- [4] [IETF RFC 1570](#): "PPP LCP Extensions".
- [5] [IETF RFC 3046](#): "DHCP Relay Agent Information Option".
- [6] [Recommendation ITU-T X.680](#): "Information technology - Abstract Syntax Notation One (ASN.1): Specification of basic notation".
- [7] [Recommendation ITU-T E.164](#): "The international public telecommunication numbering plan".
- [8] [IETF RFC 2341](#): "Cisco Layer Two Forwarding (Protocol) "L2F"".
- [9] [IETF RFC 2637](#): "Point-to-Point Tunneling Protocol (PPTP)".

- [10] [IETF RFC 2661](#): "Layer Two Tunneling Protocol "L2TP"".
- [11] [IETF RFC 1661](#): "The Point-to-Point Protocol (PPP)".
- [12] [ETSI TS 102 232-3](#): "Lawful Interception (LI); Handover Interface and Service-Specific Details (SSD) for IP delivery; Part 3: Service-specific details for internet access services".
- [13] [ETSI TS 102 232-2](#): "Lawful Interception (LI); Handover Interface and Service-Specific Details (SSD) for IP delivery; Part 2: Service-specific details for messaging services".
- [14] [ETSI TS 101 331](#): "Lawful Interception (LI); Requirements of Law Enforcement Agencies".
- [15] [ETSI TS 123 060](#): "Digital cellular telecommunications system (Phase 2+) (GSM); Universal Mobile Telecommunications System (UMTS); General Packet Radio Service (GPRS); Service description; Stage 2 (3GPP TS 23.060)".
- [16] Void.
- [17] Void.
- [18] Void.

2.2 Informative references

References are either specific (identified by date of publication and/or edition number or version number) or non-specific. For specific references, only the cited version applies. For non-specific references, the latest version of the referenced document (including any amendments) applies.

NOTE: While any hyperlinks included in this clause were valid at the time of publication ETSI cannot guarantee their long term validity.

The following referenced documents are not necessary for the application of the present document but they assist the user with regard to a particular subject area.

- [i.1] ETSI TR 102 503: "Lawful Interception (LI); ASN.1 Object Identifiers in Lawful Interception and Retained data handling Specifications".
- [i.2] ETSI TS 101 909-20-1: "Digital Broadband Cable Access to the Public Telecommunications Network; IP Multimedia Time Critical Services; Part 20: Lawful Interception; Sub-part 1: CMS based Voice Telephony Services".
- [i.3] ETSI TS 101 909-20-2: "Digital Broadband Cable Access to the Public Telecommunications Network; IP Multimedia Time Critical Services; Part 20: Lawful Interception; Sub-part 2: Streamed multimedia services".

3 Definition of terms, symbols and abbreviations

3.1 Definitions

For the purposes of the present document, the terms given in ETSI TS 102 232-1 [2], ETSI TS 102 232-3 [12] and the following apply:

Access Provider (AP): Communication Service Provider (CSP), providing access to networks

NOTE 1: APs generally provide dial-up access through a modem and PPP connection, though companies that offer Internet access with other devices, such as cable modems or wireless connections, could also be considered APs.

NOTE 2: In the context of the present document, the network access is defined as IP-based network access to the Internet.

access service: set of access methods provided to a user to access a service and/or a supplementary service

NOTE: In the context of the present document, the service to be accessed is defined as the Internet.

Application Service Provider (ASP): third-party entity that manages and distributes software-based services and solutions to customers across a wide area network from a central data centre

NOTE: In the context of the present document, a company that offers services that are accessible to users who have connectivity via the Internet.

interconnect network: network connecting the AP and the IAP, across which the layer 2 tunnel is established

Internet Access Provider (IAP): company that provides access to the Internet

NOTE: The IAP provides subscribers a username, password and an IP address that enables subscribers to log onto the Internet for virtual connectivity to Application Service Providers.

layer 2: link layer, as defined in IETF RFC 1122 [3]

layer 2 interception: lawful interception using technology that can access layer 2 information

Physical Line Termination Point (PLTP): point in the access provider's infrastructure where the physical line to the customer is terminated

EXAMPLE: xDSL-line termination point, Cable-line termination point, Ethernet-line termination point.

tunnel router: router that is an endpoint of a layer 2 tunnel; there are at least two tunnel routers for each layer 2 tunnel

3.2 Symbols

Void.

3.3 Abbreviations

For the purposes of the present document, the following abbreviations apply:

| | |
|-------|----------------------------------------------------------|
| AAA | Authentication, Authorization and Accounting |
| ADSL | Asymmetric Digital Subscriber Line |
| AP | Access Provider |
| ASN.1 | Abstract Syntax Notation 1 |
| ASP | Application Service Provider |
| ATM | Asynchronous Transfer Mode |
| CC | Content of Communication |
| CIN | Communication Identity Number |
| CMTS | Cable Modem Termination System |
| CPE | Customer Premises Equipment |
| CR | Change Request |
| CSP | Communications Service Provider |
| DF | Delivery Function |
| DHCP | Dynamic Host Configuration Protocol |
| HI1 | Handover Interface 1 (for Administrative Information) |
| HI2 | Handover Interface 2 (for Intercept Related Information) |
| HI3 | Handover Interface 3 (for Content of Communication) |
| IAP | Internet Access Provider |
| IAS | Internet Access Service |
| IP | Internet Protocol |
| IRI | Intercept Related Information |
| ISDN | Integrated Services Digital Network |
| L2CC | Layer 2 Content of Communication |
| L2F | Layer 2 Forwarding |
| L2TP | Layer 2 Tunneling Protocol |
| LAES | Lawful Authorized Electronic Surveillance |

| | |
|--------|--------------------------------------------|
| LAN | Local Area Network |
| LCP | Link Control Protocol |
| LEA | Law Enforcement Agency |
| LEMF | Law Enforcement Monitoring Facility |
| LI | Lawful Interception |
| LIID | Lawful Interception IDentifier |
| MAC | Media Access Control |
| MD | Mediation Device |
| MF | Mediation Function |
| MOC | Mandatory/Optional/Conditional |
| NAS | Network Access Server |
| OID | Object IDentifier |
| PDU | Protocol Data Unit |
| PLTP | Physical Line Termination Point |
| PPP | Point-to-Point Protocol |
| PPTP | Point-to-Point Tunneling Protocol |
| PS | Packet Switched |
| PSTN | Public Switched Telephone Network |
| RADIUS | Remote Authentication Dial In User Service |
| RFC | IETF Request For Comment |
| SP | Service Provider |
| TC | Technical Committee |
| VoIP | Voice over Internet Protocol |
| WLAN | Wireless Local Area Network |
| xDSL | Digital Subscriber Line technologies |

iTech STANDARD PREVIEW
(standards.iteh.ai)

4 General

4.1 Access network

4.1.0 Overview

An access network provides layer 2 connectivity from the Physical Line Termination Point (PLTP) for end-users to an Application Service Provider (ASP) through an Internet Access Provider (IAP). The access provided may be via a telephone, cable, or wireless-network. The present document describes the LI at the access network.

The figures contained in the following clauses do not necessarily refer to physical configurations but identify the business roles associated with various scenarios to provide services. A provider can have one or more of following roles: Access Provider (AP), Internet Access Provider (IAP) and Application Provider.

Lawful interception of communications has to accommodate a multitude of scenarios for public telecommunications. Four representative scenarios are described below.

4.1.1 Scenario 1

This scenario reflects the situation in which the three identified provider roles are provisioned by independent providers.

For example, an ASP provides Call Control for VoIP service, and is using the transport facilities of an IAP for connectivity to the AP.

In this scenario, the specifications of the present document are relevant to the AP, while the IAP and ASP may be involved with interception according to the specifications of ETSI TS 102 232-2 [13] and ETSI TS 102 232-3 [12].

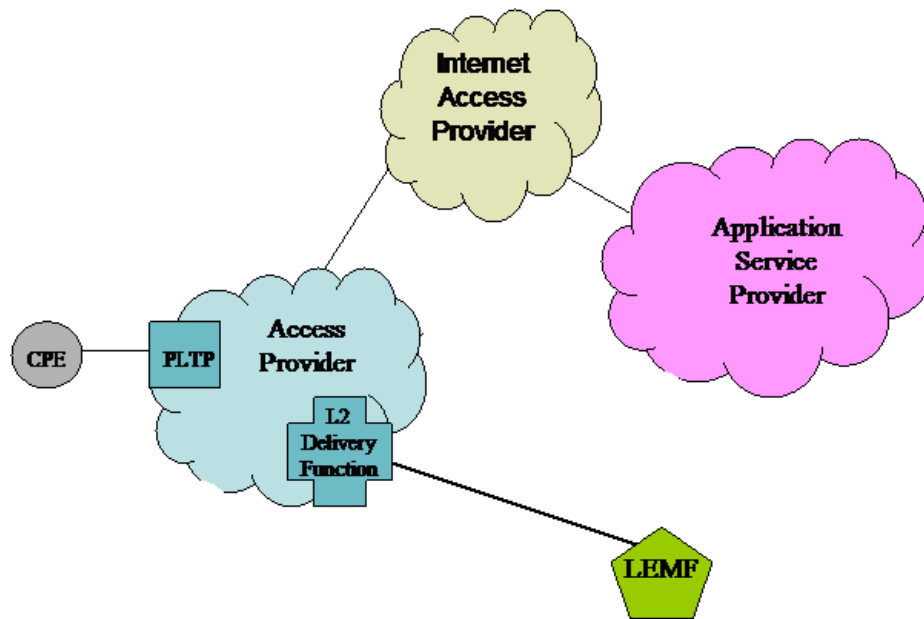


Figure 1: Scenario in which access, transport and application services are offered by three different providers

4.1.2 Scenario 2

This scenario reflects the situation in which a network operator is acting only as an AP, and not as an IAP or ASP.

In this scenario, the specifications of the present document are relevant to the AP, while the IAP/ASP may be involved with interception according to the specifications of ETSI TS 102 232-2 [13] and ETSI TS 102 232-3 [12].

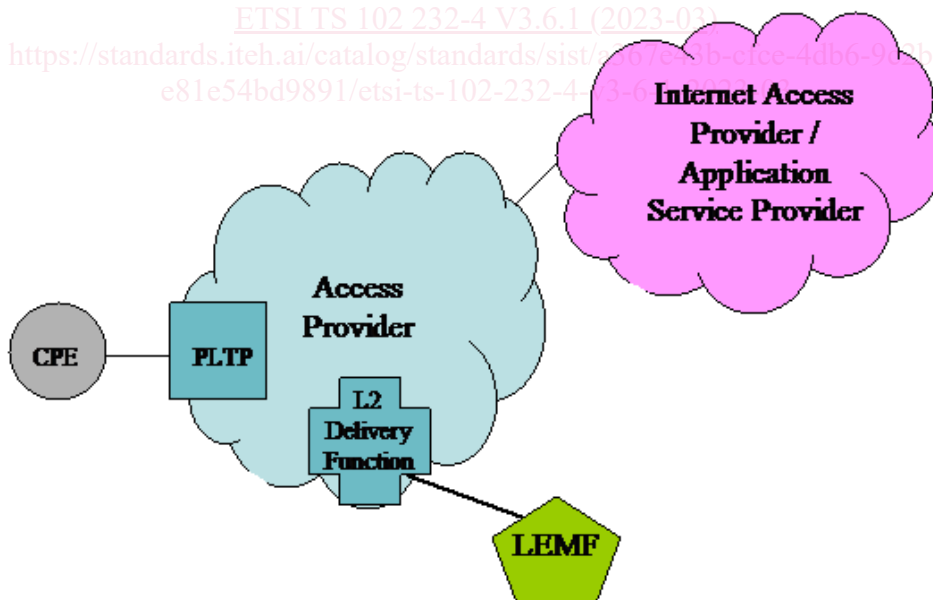


Figure 2: Scenario in which access is offered by a provider separate from the one that is offering Internet transport and application service

4.1.3 Scenario 3

This scenario reflects the situation in which the AP and IAP roles are offered by a single provider.

In this scenario the Service Provider (SP), having roles as an AP and an IAP, may be involved with interception according to ETSI TS 102 232-3 [12] and layer 2 interception is not preferred.

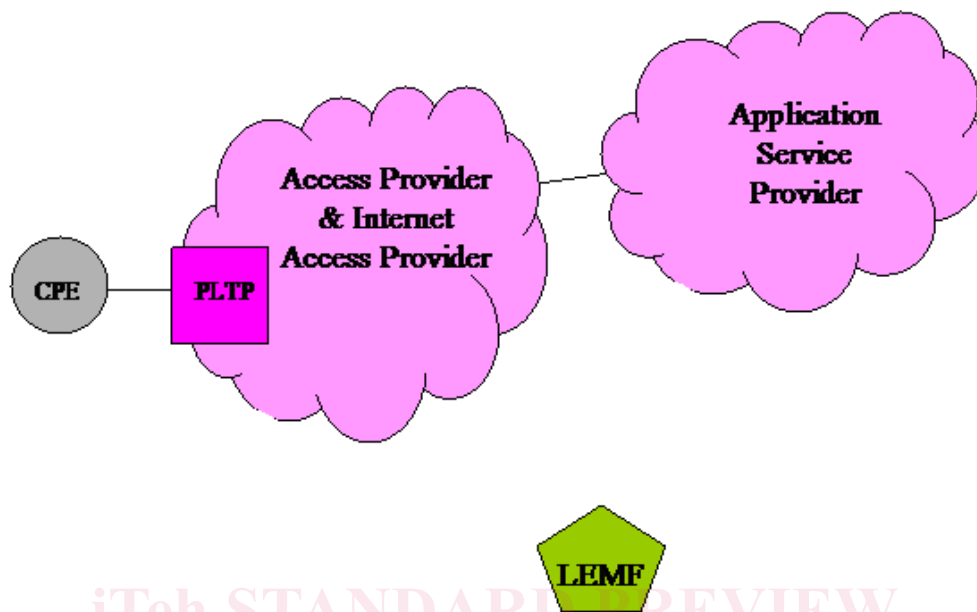


Figure 3: Scenario in which access and Internet transport are offered by a single provider that does not offer application service

4.1.4 Scenario 4

ETSI TS 102 232-4 V3.6.1 (2023-03)

<https://standards.iteh.ai/catalog/standards/sist/a367e43b-cf4e-4db6-9c2b-e81e340d9897/etsi-ts-102-232-4-v3-6-1-2023-03>

This scenario reflects the situation in which the AP, IAP and ASP roles are offered by a single provider.

In this scenario the service provider, having roles as an AP, an IAP and an ASP, may be involved with interception according to ETSI TS 102 232-2 [13] and ETSI TS 102 232-3 [12], and layer 2 interception is not preferred.

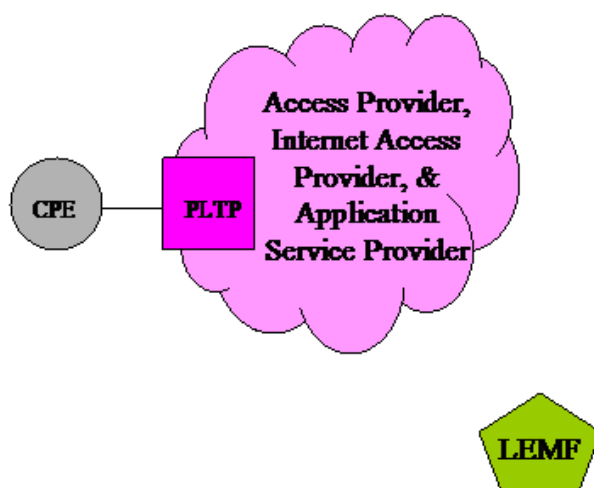


Figure 4: Scenario in which access, transport and application services are offered by the same provider