



**SLOVENSKI STANDARD**  
**oSIST prEN ISO 7492:2019**  
**01-februar-2019**

---

**Zobozdravstvo - Dentalne sonde (ISO/FDIS 7492:2018)**

Dentistry - Dental explorer (ISO/FDIS 7492:2018)

Zahnheilkunde - Zahnsonde (ISO/FDIS 7492:2018)

Médecine bucco-dentaire - Sondes exploratrices dentaires (ISO/FDIS 7492:2018)

**Ta slovenski standard je istoveten z: prEN ISO 7492**

<https://standards.iteh.ai/catalog/standards/sist/3bf844ee-841f-463d-9f26-37509964158a/sist-en-iso-7492-2019>

---

**ICS:**

11.060.20      Zobotehnična oprema      Dental equipment

**oSIST prEN ISO 7492:2019**      **en**



FINAL  
DRAFT

INTERNATIONAL  
STANDARD

ISO/FDIS  
7492

ISO/TC 106/SC 4

Secretariat: DIN

Voting begins on:  
**2018-12-04**

Voting terminates on:  
**2019-02-26**

## Dentistry — Dental explorer

*Médecine bucco-dentaire — Sondes exploratrices dentaires*

iTeh STANDARD PREVIEW  
(standards.iteh.ai)

SIST EN ISO 7492:2019

<https://standards.iteh.ai/catalog/standards/sist/3bf844ee-841f-463d-9f26-37509964158a/sist-en-iso-7492-2019>

RECIPIENTS OF THIS DRAFT ARE INVITED TO SUBMIT, WITH THEIR COMMENTS, NOTIFICATION OF ANY RELEVANT PATENT RIGHTS OF WHICH THEY ARE AWARE AND TO PROVIDE SUPPORTING DOCUMENTATION.

IN ADDITION TO THEIR EVALUATION AS BEING ACCEPTABLE FOR INDUSTRIAL, TECHNOLOGICAL, COMMERCIAL AND USER PURPOSES, DRAFT INTERNATIONAL STANDARDS MAY ON OCCASION HAVE TO BE CONSIDERED IN THE LIGHT OF THEIR POTENTIAL TO BECOME STANDARDS TO WHICH REFERENCE MAY BE MADE IN NATIONAL REGULATIONS.

ISO/CEN PARALLEL PROCESSING



Reference number  
ISO/FDIS 7492:2018(E)

© ISO 2018

## iTeh STANDARD PREVIEW (standards.iteh.ai)

SIST EN ISO 7492:2019

<https://standards.iteh.ai/catalog/standards/sist/3bf844ee-841f-463d-9f26-37509964158a/sist-en-iso-7492-2019>



### **COPYRIGHT PROTECTED DOCUMENT**

© ISO 2018

All rights reserved. Unless otherwise specified, or required in the context of its implementation, no part of this publication may be reproduced or utilized otherwise in any form or by any means, electronic or mechanical, including photocopying, or posting on the internet or an intranet, without prior written permission. Permission can be requested from either ISO at the address below or ISO's member body in the country of the requester.

ISO copyright office  
CP 401 • Ch. de Blandonnet 8  
CH-1214 Vernier, Geneva  
Phone: +41 22 749 01 11  
Fax: +41 22 749 09 47  
Email: [copyright@iso.org](mailto:copyright@iso.org)  
Website: [www.iso.org](http://www.iso.org)

Published in Switzerland

# Contents

Page

<b>Foreword</b> .....	<b>iv</b>
<b>1 Scope</b> .....	<b>1</b>
<b>2 Normative references</b> .....	<b>1</b>
<b>3 Terms and definitions</b> .....	<b>1</b>
<b>4 Requirements</b> .....	<b>3</b>
4.1 Materials.....	3
4.1.1 Material of the working end.....	3
4.1.2 Material of the handle.....	3
4.2 Location of measurement points.....	3
4.3 Shape and dimensions.....	3
4.4 Hardness of working tip.....	6
4.5 Connection between working end and handle.....	7
4.6 Surface finish.....	7
4.7 Resistance to reprocessing.....	7
<b>5 Test methods</b> .....	<b>7</b>
5.1 Visual inspection.....	7
5.2 Dimensions.....	7
5.3 Hardness testing.....	7
5.4 Connection between working end and handle.....	7
5.4.1 Tensile load.....	7
5.4.2 Torque.....	8
5.5 Resistance to reprocessing.....	8
<b>6 Marking and labelling</b> .....	<b>8</b>
6.1 Labelling on the package.....	8
6.2 Marking on the instrument.....	8

## ISO/FDIS 7492:2018(E)

## Foreword

ISO (the International Organization for Standardization) is a worldwide federation of national standards bodies (ISO member bodies). The work of preparing International Standards is normally carried out through ISO technical committees. Each member body interested in a subject for which a technical committee has been established has the right to be represented on that committee. International organizations, governmental and non-governmental, in liaison with ISO, also take part in the work. ISO collaborates closely with the International Electrotechnical Commission (IEC) on all matters of electrotechnical standardization.

The procedures used to develop this document and those intended for its further maintenance are described in the ISO/IEC Directives, Part 1. In particular, the different approval criteria needed for the different types of ISO documents should be noted. This document was drafted in accordance with the editorial rules of the ISO/IEC Directives, Part 2 (see [www.iso.org/directives](http://www.iso.org/directives)).

Attention is drawn to the possibility that some of the elements of this document may be the subject of patent rights. ISO shall not be held responsible for identifying any or all such patent rights. Details of any patent rights identified during the development of the document will be in the Introduction and/or on the ISO list of patent declarations received (see [www.iso.org/patents](http://www.iso.org/patents)).

Any trade name used in this document is information given for the convenience of users and does not constitute an endorsement.

For an explanation of the voluntary nature of standards, the meaning of ISO specific terms and expressions related to conformity assessment, as well as information about ISO's adherence to the World Trade Organization (WTO) principles in the Technical Barriers to Trade (TBT) see [www.iso.org/iso/foreword.html](http://www.iso.org/iso/foreword.html).

This document was prepared by Technical Committee ISO/TC 106, *Dentistry*, Subcommittee SC 4, *Dental instruments*.

This fourth edition cancels and replaces the third edition (ISO 7492:2018), which has been technically revised.

The main changes compared to the previous edition are as follows:

- recommendation for maximum length of a dental explorer was reduced from 178 mm to 173 mm in [4.3](#);
- 4.6.2 of the previous edition was removed, because it did not apply to explorers, and handle surface finish was already defined in paragraphs 1 and 2 of 4.6.1 of the previous edition;
- Sentence 1 of paragraph 2 of [4.7](#) was removed because reflective coatings are not an applicable property of explorers;
- Requirement for UDI code was added in [Clause 6](#).

Any feedback or questions on this document should be directed to the user's national standards body. A complete listing of these bodies can be found at [www.iso.org/members.html](http://www.iso.org/members.html).

# Dentistry — Dental explorer

## 1 Scope

This document specifies the dimensions and performance requirements for dental explorers.

This document is not applicable to endodontic explorers.

## 2 Normative references

The following documents are referred to in the text in such a way that some or all of their content constitutes requirements of this document. For dated references, only the edition cited applies. For undated references, the latest edition of the referenced document (including any amendments) applies.

ISO 1942, *Dentistry — Vocabulary*

ISO 6507-1, *Metallic materials — Vickers hardness test — Part 1: Test method*

ISO 6508-1, *Metallic materials — Rockwell hardness test — Part 1: Test method*

ISO 7153-1, *Surgical instruments — Materials — Part 1: Metals*

ISO 17664, *Processing of health care products — Information to be provided by the medical device manufacturer for the processing of medical devices*

## 3 Terms and definitions

For the purposes of this document, the terms and definitions given in ISO 1942 and the following apply.

ISO and IEC maintain terminological databases for use in standardization at the following addresses:

- ISO Online browsing platform: available at <https://www.iso.org/obp>
- IEC Electropedia: available at <http://www.electropedia.org/>

### 3.1.1

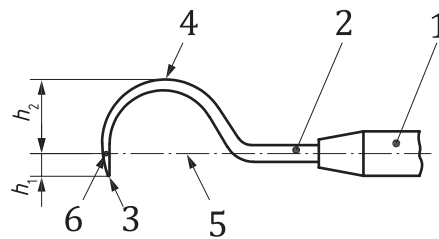
#### **dental explorer**

handheld dental instrument with a pointed tip designed for tactile examination of tooth surfaces

Note 1 to entry: See [Figure 1](#).

Note 2 to entry: Dental explorer is used to examine teeth for decay (caries), calculus, furcations, or other abnormalities.

## ISO/FDIS 7492:2018(E)

**Key**

- 1 handle
- 2 shank
- 3 working tip
- 4 first bending point
- 5 centreline
- 6 datum point
- $h_1$  working end height
- $h_2$  shank height

**Figure 1 — Designation of parts and dimensions for dental explorers****3.1.2****datum point**

section point between the centreline of the handle, at right angle to the centreline, and the working tip

Note 1 to entry: The datum point is where  $h_1$  and  $h_2$  meet.

**3.1.3****handle**

area used for holding the *dental explorer* (3.1.1) during tactile exploration

**3.1.4****shank**

part of the *dental explorer* (3.1.1) that connects the working end to the handle

**3.1.5****working end**

part of the *dental explorer* (3.1.1) after the first bend of the shank including the working tip

Note 1 to entry: The working end is the combination of  $h_1$  and  $h_2$  directly on the explorer.

**3.1.6****working tip**

active part of the working end which will be first to contact the tooth surface

**3.2 Symbols and abbreviated terms**

For the purposes of this document, the following symbols and abbreviated terms apply, and are shown in [Figure 1](#) to [Figure 9](#).

$b$  length of working tip (only used in [Figure 5](#))

$h_1$  working end height

$h_2$  shank height



- $r$  working end radius
- $\alpha$  working end angle
- $\beta$  secondary angle of working tip (only used in [Figure 5](#))

## 4 Requirements

### 4.1 Materials

#### 4.1.1 Material of the working end

The working end of a dental explorer shall be made of metallic materials in accordance with ISO 7153-1.

#### 4.1.2 Material of the handle

The material for the handle, selected at the discretion of the manufacturer, shall meet the requirements of [Clause 5](#).

[5.3](#) does not apply.

### 4.2 Location of measurement points

The location of the points of measurement for dental explorers shall be as shown in [Figure 1](#) and in [Table 1](#).

**Table 1 — Measurement of dimensions for dental explorers**

Symbol	Meaning	Points of measurement
$b$	Length of working tip (only used in <a href="#">Figure 5</a> )	distance from the extreme tip of the working end, parallel to the centreline of the working tip, to the first bend of the working end
$h_1$	Working end height	distance from the datum point, at right angles to the centreline of the shank, to the farthest extremity of the working tip
$h_2$	Shank height	distance from the datum point, at right angles to the centreline of the shank, to the furthest point on the external surface of the first bend of the working end
$r$	Working end radius	radius of curvature of the inside of the first bend of the working end
$\alpha$	Working end angle	angle between the centreline of the shank and the working end
$\beta$	Secondary angle of working tip (only used in <a href="#">Figure 5</a> )	angle between the centreline of the shank and a line parallel to the tangent to the first bend of the working end

### 4.3 Shape and dimensions

The dental explorer shall have one of the forms shown in [Figure 2](#) to [Figure 9](#).

Commonly used dimensions are shown in [Table 2](#). The column is arranged according to the increase in the dimension  $h_1$ .

The dimensions shall be measured in accordance with [Table 1](#) and [Figure 1](#).

The working tip shall be pointed but the exact shape and design of the working end is left to the discretion of the manufacturer.

The maximum length of a dental explorer shall be at the manufacturer's discretion, but it should be noted that overall lengths in excess of 173 mm can cause difficulty in containment within a sterilization cassette.

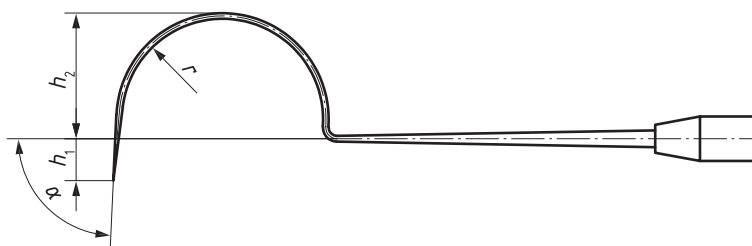


Figure 2 — Dental explorer

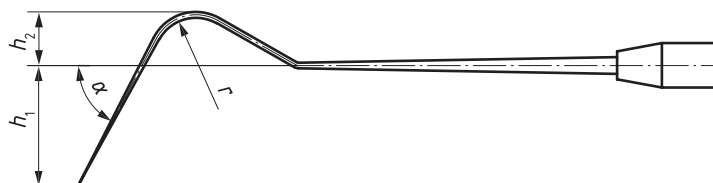


Figure 3 — Dental explorer



Figure 4 — Dental explorer

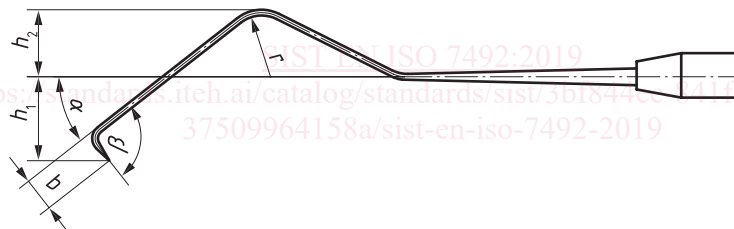


Figure 5 — Dental explorer

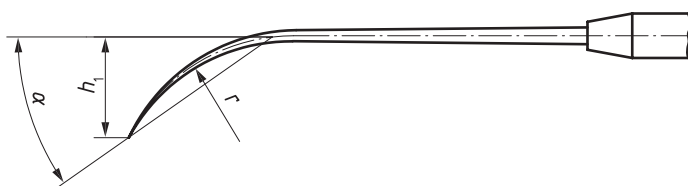


Figure 6 — Dental explorer

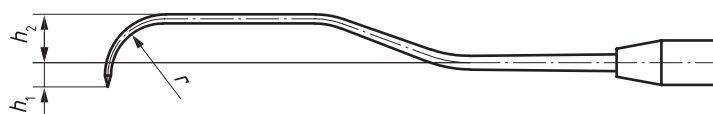


Figure 7 — Dental explorer