



**SLOVENSKI STANDARD**  
**oSIST prEN ISO/ASTM 52910:2019**  
**01-julij-2019**

---

**Aditivna proizvodnja - Načrtovanje - Zahteve, smernice in priporočila (ISO/ASTM 52910:2018)**

Additive manufacturing - Design - Requirements, guidelines and recommendations (ISO/ASTM 52910:2018)

Additive Fertigung - Konstruktion - Anforderungen, Richtlinien und Empfehlungen (ISO/ASTM 52910:2018)

Fabrication additive - Conception - Exigences, lignes directrices et recommandations (ISO/ASTM 52910:2018)

**Ta slovenski standard je istoveten z: prEN ISO/ASTM 52910**

---

**ICS:**

25.030            3D-tiskanje            Additive manufacturing

**oSIST prEN ISO/ASTM 52910:2019            en,fr,de**



INTERNATIONAL      **ISO/ASTM**  
STANDARD                      **52910**

First edition  
2018-07

---

---

**Additive manufacturing — Design  
— Requirements, guidelines and  
recommendations**

*Fabrication additive — Conception — Exigences, lignes directrices et  
recommandations*

iTeh STANDARD PREVIEW  
(standards.iteh.ai)

[SIST EN ISO/ASTM 52910:2019](https://standards.iteh.ai/catalog/standards/sist/17e229ce-6707-414c-aaec-986a1f409596/sist-en-iso-astm-52910-2019)

<https://standards.iteh.ai/catalog/standards/sist/17e229ce-6707-414c-aaec-986a1f409596/sist-en-iso-astm-52910-2019>



Reference number  
ISO/ASTM 52910:2018(E)

© ISO/ASTM International 2018

# iTeh STANDARD PREVIEW (standards.iteh.ai)

[SIST EN ISO/ASTM 52910:2019](https://standards.iteh.ai/catalog/standards/sist/17e229ce-6707-414c-aaec-986a1f409596/sist-en-iso-astm-52910-2019)

<https://standards.iteh.ai/catalog/standards/sist/17e229ce-6707-414c-aaec-986a1f409596/sist-en-iso-astm-52910-2019>



## **COPYRIGHT PROTECTED DOCUMENT**

© ISO/ASTM International 2018

All rights reserved. Unless otherwise specified, or required in the context of its implementation, no part of this publication may be reproduced or utilized otherwise in any form or by any means, electronic or mechanical, including photocopying, or posting on the internet or an intranet, without prior written permission. Permission can be requested from either ISO at the address below or ISO's member body in the country of the requester. In the United States, such requests should be sent to ASTM International.

ISO copyright office  
CP 401 • Ch. de Blandonnet 8  
CH-1214 Vernier, Geneva  
Phone: +41 22 749 01 11  
Fax: +41 22 749 09 47  
Email: [copyright@iso.org](mailto:copyright@iso.org)  
Website: [www.iso.org](http://www.iso.org)

ASTM International  
100 Barr Harbor Drive, PO Box C700  
West Conshohocken, PA 19428-2959, USA  
Phone: +610 832 9634  
Fax: +610 832 9635  
Email: [khooper@astm.org](mailto:khooper@astm.org)  
Website: [www.astm.org](http://www.astm.org)

Published in Switzerland

# Contents

Page

<b>Foreword</b> .....	<b>iv</b>
<b>1 Scope</b> .....	<b>1</b>
<b>2 Normative references</b> .....	<b>1</b>
<b>3 Terms and definitions</b> .....	<b>1</b>
<b>4 Purpose</b> .....	<b>3</b>
<b>5 Design opportunities and limitations</b> .....	<b>6</b>
5.1 General.....	6
5.2 Design opportunities.....	7
5.3 Design limitations.....	8
<b>6 Design considerations</b> .....	<b>9</b>
6.1 General.....	9
6.2 Product considerations.....	9
6.3 Product usage considerations.....	10
6.3.1 General.....	10
6.3.2 Thermal environment.....	10
6.3.3 Chemical exposure.....	10
6.3.4 Radiation exposure.....	10
6.3.5 Other exposure.....	11
6.4 Sustainability considerations.....	11
6.5 Business considerations.....	12
6.6 Geometry considerations.....	14
6.7 Material property considerations.....	16
6.7.1 General.....	16
6.7.2 Mechanical properties.....	16
6.7.3 Thermal properties.....	17
6.7.4 Electrical properties.....	17
6.7.5 Other.....	17
6.8 Considerations related to different process categories.....	18
6.8.1 General.....	18
6.8.2 Specific considerations for different process categories.....	18
6.8.3 Other considerations.....	20
6.9 Communication considerations.....	20
<b>7 Warnings to designers</b> .....	<b>21</b>
<b>Bibliography</b> .....	<b>23</b>

## ISO/ASTM 52910:2018(E)

### Foreword

ISO (the International Organization for Standardization) is a worldwide federation of national standards bodies (ISO member bodies). The work of preparing International Standards is normally carried out through ISO technical committees. Each member body interested in a subject for which a technical committee has been established has the right to be represented on that committee. International organizations, governmental and non-governmental, in liaison with ISO, also take part in the work. ISO collaborates closely with the International Electrotechnical Commission (IEC) on all matters of electrotechnical standardization.

The procedures used to develop this document and those intended for its further maintenance are described in the ISO/IEC Directives, Part 1. In particular the different approval criteria needed for the different types of ISO documents should be noted. This document was drafted in accordance with the editorial rules of the ISO/IEC Directives, Part 2 (see [www.iso.org/directives](http://www.iso.org/directives)).

Attention is drawn to the possibility that some of the elements of this document may be the subject of patent rights. ISO shall not be held responsible for identifying any or all such patent rights. Details of any patent rights identified during the development of the document will be in the Introduction and/or on the ISO list of patent declarations received (see [www.iso.org/patents](http://www.iso.org/patents)).

Any trade name used in this document is information given for the convenience of users and does not constitute an endorsement.

For an explanation on the voluntary nature of standards, the meaning of ISO specific terms and expressions related to conformity assessment, as well as information about ISO's adherence to the World Trade Organization (WTO) principles in the Technical Barriers to Trade (TBT) see the following URL: [www.iso.org/iso/foreword.html](http://www.iso.org/iso/foreword.html).

This document was prepared by ISO/TC 261, *Additive manufacturing*, in cooperation with ASTM F42, *Additive Manufacturing Technologies*, on the basis of a partnership agreement between ISO and ASTM International with the aim to create a common set of ISO/ASTM standards on additive manufacturing.

# Additive manufacturing — Design — Requirements, guidelines and recommendations

**CAUTION** — This document does not purport to address all of the safety concerns, if any, associated with its use. It is the responsibility of the user of this document to establish appropriate Health and Safety (H&S) practices and determine the applicability of limitations prior to use.

## 1 Scope

This document gives requirements, guidelines and recommendations for using additive manufacturing (AM) in product design.

It is applicable during the design of all types of products, devices, systems, components or parts that are fabricated by any type of AM system. This document helps determine which design considerations can be utilized in a design project or to take advantage of the capabilities of an AM process.

General guidance and identification of issues are supported, but specific design solutions and process-specific or material-specific data are not supported.

The intended audience comprises three types of users:

- designers who are designing products to be fabricated in an AM system and their managers;
- students who are learning mechanical design and computer-aided design; and
- developers of AM design guidelines and design guidance systems.

## 2 Normative references

The following documents are referred to in the text in such a way that some or all of their content constitutes requirements of this document. For dated references, only the edition cited applies. For undated references, the latest edition of the referenced document (including any amendments) applies.

ISO/ASTM 52921, *Standard terminology for additive manufacturing — Coordinate systems and test methodologies*

## 3 Terms and definitions

For the purposes of this document, the terms and definitions given in ISO/ASTM 52921 and the following apply.

ISO and IEC maintain terminological databases for use in standardization at the following addresses:

- ISO Online browsing platform: available at <https://www.iso.org/obp>
- IEC Electropedia: available at <http://www.electropedia.org/>

## ISO/ASTM 52910:2018(E)

### 3.1 Additive manufacturing process categories

#### 3.1.1

##### **binder jetting**

additive manufacturing process in which a liquid bonding agent is selectively deposited to join powder materials

[SOURCE: ISO/ASTM 52900:—<sup>1)</sup>, 3.2.1]

#### 3.1.2

##### **directed energy deposition**

additive manufacturing process in which focused thermal energy is used to fuse materials by melting as they are being deposited

[SOURCE: ISO/ASTM 52900:—, 3.2.2 — Note 1 to entry has been deleted]

#### 3.1.3

##### **material extrusion**

additive manufacturing process in which material is selectively dispensed through a nozzle or orifice

[SOURCE: ISO/ASTM 52900:—, 3.2.3]

#### 3.1.4

##### **material jetting**

additive manufacturing process in which droplets of build material are selectively deposited

[SOURCE: ISO/ASTM 52900:—, 3.2.4 — Note 1 to entry has been deleted]

#### 3.1.5

##### **powder bed fusion**

additive manufacturing process in which thermal energy selectively fuses regions of a powder bed

[SOURCE: ISO/ASTM 52900:—, 3.2.5]

#### 3.1.6

##### **sheet lamination**

additive manufacturing process in which sheets of material are bonded to form an object

[SOURCE: ISO/ASTM 52900:—, 3.2.6 — “a part” has been replaced with “an object”]

#### 3.1.7

##### **vat photopolymerization**

additive manufacturing process in which liquid photopolymer in a vat is selectively cured by light-activated polymerization

[SOURCE: ISO/ASTM 52900:—, 3.2.7]

### 3.2 Other definitions

#### 3.2.1

##### **design consideration**

topic that can influence decisions made by a part designer

Note 1 to entry: The designer determines to what extent the topic can affect the part being designed and takes appropriate action.

---

1) Under preparation. Stage at the time of publication: ISO/DIS 52900:2018.



### 3.2.2

#### **process chain**

sequence of manufacturing processes that is necessary for the part to achieve all of its desired properties

## **4 Purpose**

**4.1** This document provides requirements, guidelines and recommendations for designing parts and products to be produced by AM processes. Conditions of the part or product that favour AM are highlighted. Similarly, conditions that favour conventional manufacturing processes are also highlighted. The main elements include the following:

- the opportunities and design freedoms that AM offers designers ([Clause 5](#));
- the issues that designers should consider when designing parts for AM, which comprises the main content of these guidelines ([Clause 6](#)); and
- warnings to designers, or “red flag” issues, that indicate situations that often lead to problems in many AM systems ([Clause 7](#)).

**4.2** The overall strategy of design for AM is illustrated in [Figure 1](#). It is a representative process for designing mechanical parts for structural applications, where cost is the primary decision criterion. The designer could replace cost with quality, delivery time, or other decision criterion, if applicable. In addition to technical considerations related to functional, mechanical or process characteristics, the designer should also consider risks associated with the selection of AM processes.

**4.3** The process for identifying general potential for fabrication by AM is illustrated in [Figure 2](#). This is an expansion of the “identification of general AM potential” box on the left side of [Figure 1](#). As illustrated, the main decision criteria focus on material availability, whether or not the part fits within a machine’s build volume, and the identification of at least one part characteristic (customization, lightweighting, complex geometry) for which AM is particularly well suited. These criteria are representative of many mechanical engineering applications for technical parts, but are not meant to be complete.

**4.4** An expansion for the “AM process selection” box in [Figure 1](#) is presented in [Figure 3](#), illustrating that the choice of material is critical in identifying a suitable process or processes. If a suitable material and process combination can be identified, then consideration of other design requirements can proceed, including surface considerations and geometry, static physical and dynamic physical properties, among others. These figures are meant to be illustrative of typical practice for many types of mechanical parts, but should not be interpreted as prescribing necessary practice.

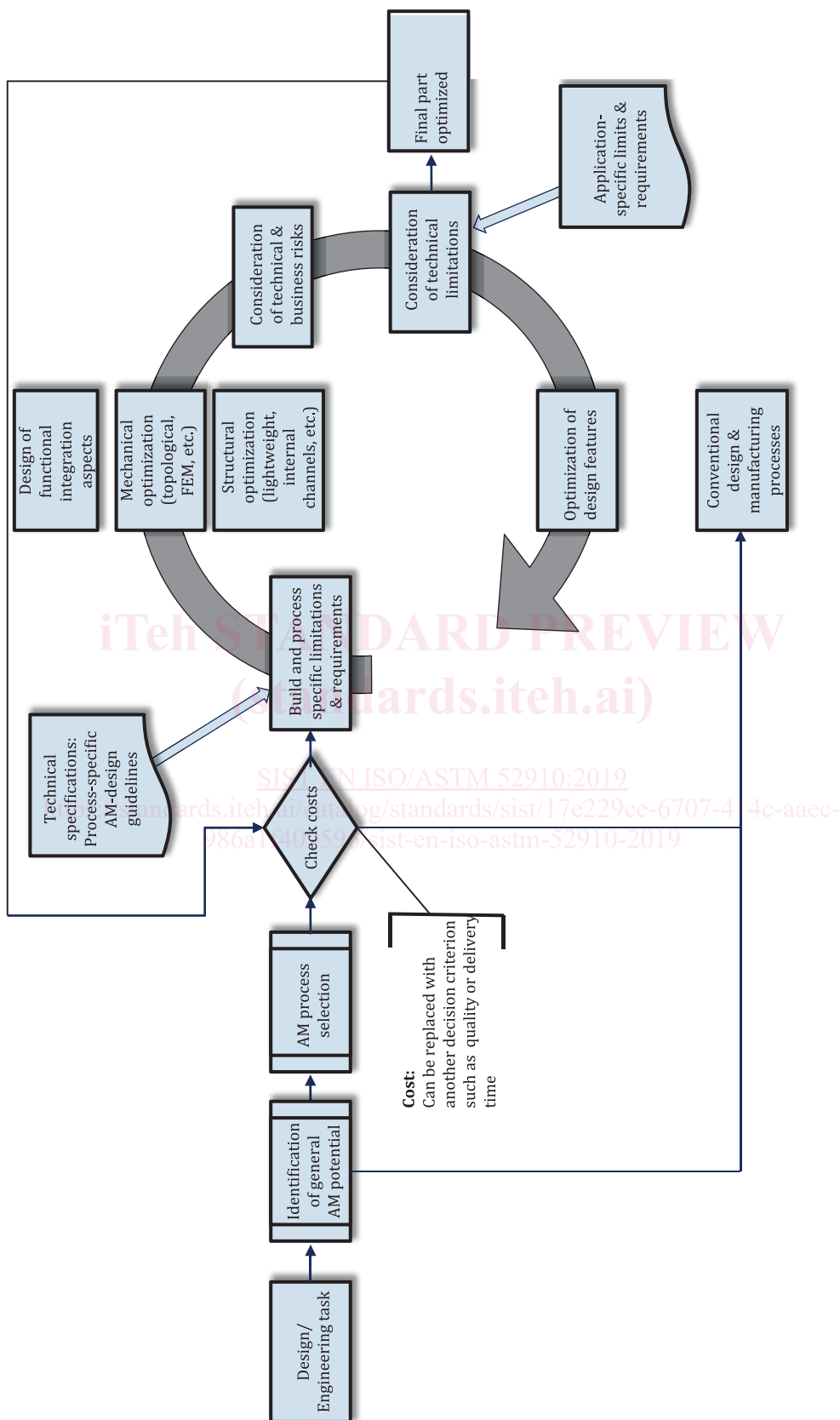


Figure 1 — Overall strategy for design for AM

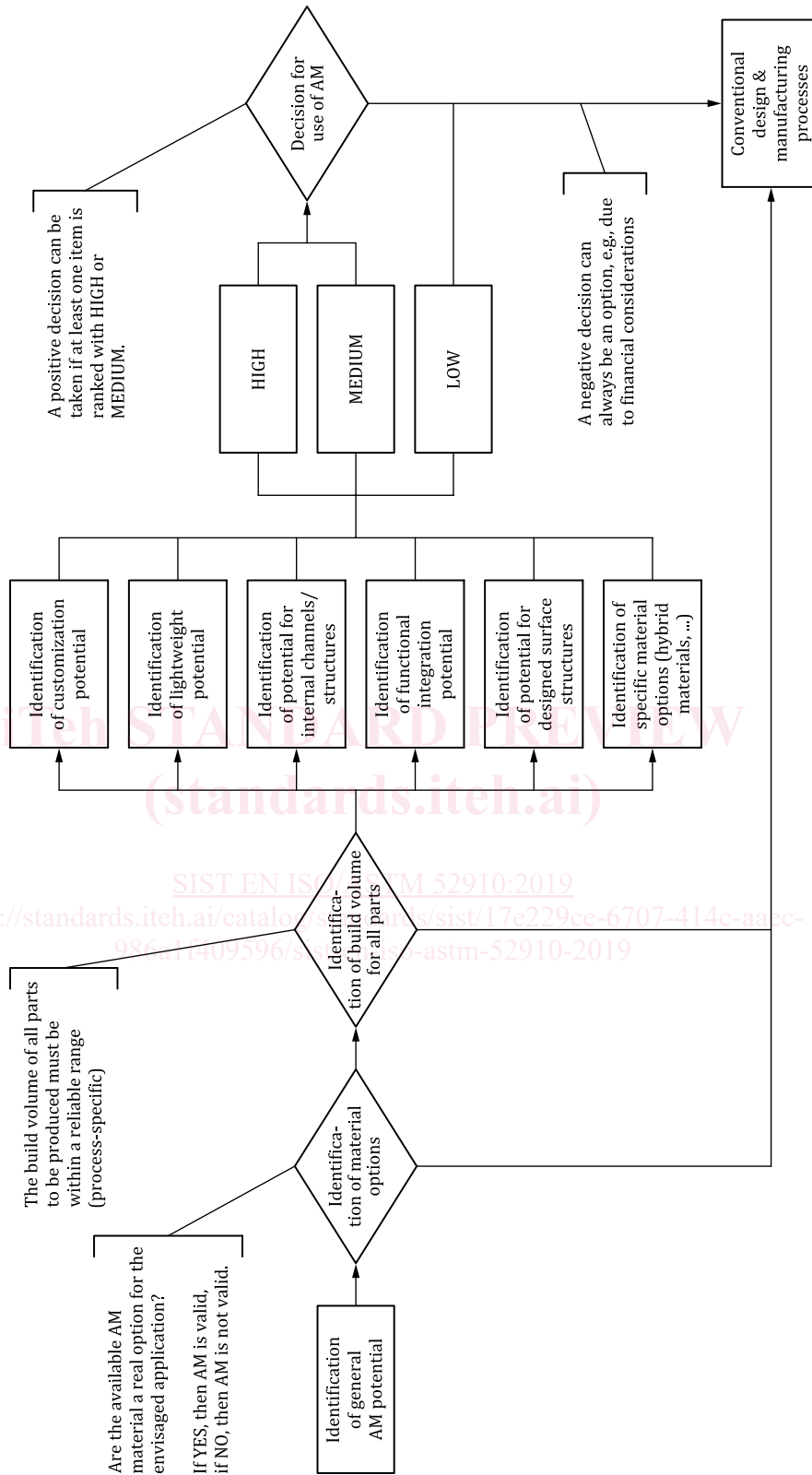
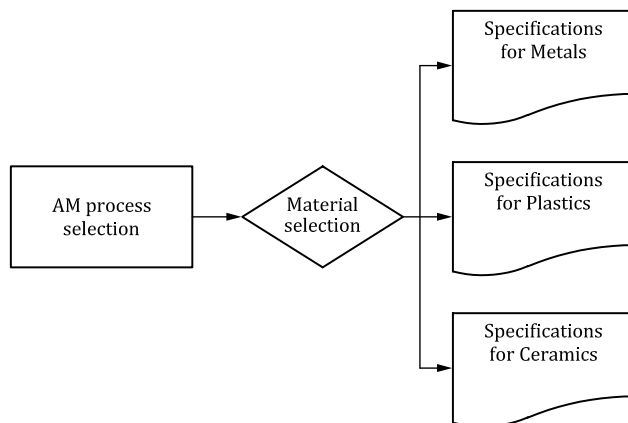


Figure 2 — Procedure for identification of AM potential



Material: metal				
Main technical issues	Powder bed fusion	Material jetting	Material extrusion	Sheet lamination
Surface				
Roughness				
Staircase effect				
Geometrical properties				
Geometrical accuracy				
Static physical properties				
Porosity				
Tensile strength				
Ductility				
Dynamic physical properties				
Life cycle fatigue				

Figure 3 — Parameters for the AM process selection

## 5 Design opportunities and limitations

### 5.1 General

Additive manufacturing differs from other manufacturing processes for several reasons and these differences lead to unique design opportunities and freedoms that are highlighted here. As a general rule, if a part can be fabricated economically using a conventional manufacturing process, that part should probably not be produced using AM. Instead, parts that are good candidates for AM tend to have complex geometries, custom geometries, low production volumes, special combinations of properties or characteristics, or some combination of these characteristics. As processes and materials improve, the emphasis on these characteristics will likely change. In [Clause 5](#), some design opportunities are highlighted and some typical limitations are identified.