



SLOVENSKI STANDARD
SIST EN 13407:2007
01-januar-2007

Zidni pisoar – Funkcionalne zahteve in preskusne metode

Wall-hung urinals - Functional requirements and test methods

Wandhängende Urinale - Funktionsanforderungen und Prüfverfahren

Urinoirs muraux - Prescriptions fonctionnelles et méthodes d'essai

iTeh STANDARD PREVIEW

Ta slovenski standard je istoveten z: EN 13407:2006

[SIST EN 13407:2007](https://standards.iteh.ai/catalog/standards/sist/84cc733c-102d-427e-aea5-62a6cb1eee76/sist-en-13407-2007)

<https://standards.iteh.ai/catalog/standards/sist/84cc733c-102d-427e-aea5-62a6cb1eee76/sist-en-13407-2007>

ICS:

91.140.70 Sanitarne naprave Sanitary installations

SIST EN 13407:2007

en

iTeh STANDARD PREVIEW
(standards.iteh.ai)

SIST EN 13407:2007

<https://standards.iteh.ai/catalog/standards/sist/84cc733c-102d-427e-aea5-62a6cb1ee76/sist-en-13407-2007>

ICS 91.140.70

English Version

Wall-hung urinals - Functional requirements and test methods

Urinoirs muraux - Prescriptions fonctionnelles et méthodes
d'essai

Wandhängende Urinale - Funktionsanforderungen und
Prüfverfahren

This European Standard was approved by CEN on 28 August 2006.

CEN members are bound to comply with the CEN/CENELEC Internal Regulations which stipulate the conditions for giving this European Standard the status of a national standard without any alteration. Up-to-date lists and bibliographical references concerning such national standards may be obtained on application to the Central Secretariat or to any CEN member.

This European Standard exists in three official versions (English, French, German). A version in any other language made by translation under the responsibility of a CEN member into its own language and notified to the Central Secretariat has the same status as the official versions.

CEN members are the national standards bodies of Austria, Belgium, Cyprus, Czech Republic, Denmark, Estonia, Finland, France, Germany, Greece, Hungary, Iceland, Ireland, Italy, Latvia, Lithuania, Luxembourg, Malta, Netherlands, Norway, Poland, Portugal, Romania, Slovakia, Slovenia, Spain, Sweden, Switzerland and United Kingdom.

STANDARD PREVIEW
(standards.iteh.ai)
[SIST EN 13407:2007](https://standards.iteh.ai/catalog/standards/sist/84cc733c-102d-427e-aea5-62a6cb1ee76/sist-en-13407-2007)
<https://standards.iteh.ai/catalog/standards/sist/84cc733c-102d-427e-aea5-62a6cb1ee76/sist-en-13407-2007>



EUROPEAN COMMITTEE FOR STANDARDIZATION
COMITÉ EUROPÉEN DE NORMALISATION
EUROPÄISCHES KOMITEE FÜR NORMUNG

Management Centre: rue de Stassart, 36 B-1050 Brussels

Contents

Page

Foreword.....	4
1 Scope	5
2 Normative references	5
3 Terms and definitions	5
4 Principles of design.....	6
4.1 General.....	6
4.2 Flushing volume and flow rate	7
5 Classification.....	7
6 Functional requirements and test methods for class 1 products	8
6.1 Depth of water seal	8
6.2 Flushing requirements	8
6.2.1 Wash of bowl.....	8
6.2.2 Flushing of three plastics balls	8
6.2.3 Oversplashing	9
6.2.4 Discharge.....	9
6.3 Water absorption	9
6.4 Load resistance.....	9
6.5 Durability of class 1 products	9
6.6 Test methods.....	9
6.6.1 Testing the depth of water seal and flushing tests	9
6.6.2 Determination of water absorption	11
6.6.3 Static load test	12
7 Functional requirements and test methods for class 2 products	12
7.1 Depth of water seal	12
7.2 Cleanability.....	12
7.3 Load resistance.....	12
7.4 Durability of class 2 products	12
7.5 Test methods.....	13
7.5.1 Depth of water seal	13
7.5.2 Cleanability.....	13
8 Marking and product designation	13
9 Evaluation of conformity.....	14
9.1 General.....	14
9.2 Type testing	15
9.2.1 Initial type testing	15
9.2.2 Further type testing	15
9.2.3 Sample, testing and compliance criteria.....	15
9.3 Factory production control (FPC)	16
9.3.1 General.....	16
9.3.2 Testing equipment.....	16
9.3.3 Raw materials and components.....	16
9.3.4 Production testing and assessment.....	16
9.3.5 Non-conforming products	16
Annex A (normative) Test rig for urinals intended to be flushed by a flush valve.....	17
Annex B (normative) Test rig for urinals intended to be flushed by a manually operated flushing cistern	19
Annex C (normative) Test rig for urinals intended to be flushed by an automatic flushing cistern with valve-less outlet device.....	23

Annex ZA (informative) Clauses of this European Standard addressing the provisions of EU Construction Products Directive	25
Bibliography	29

iTeh STANDARD PREVIEW
(standards.iteh.ai)

[SIST EN 13407:2007](https://standards.iteh.ai/catalog/standards/sist/84cc733c-102d-427e-aea5-62a6cb1ee76/sist-en-13407-2007)

<https://standards.iteh.ai/catalog/standards/sist/84cc733c-102d-427e-aea5-62a6cb1ee76/sist-en-13407-2007>

Foreword

This document (EN 13407:2006) has been prepared by Technical Committee CEN/TC 163 "Sanitary appliances", the secretariat of which is held by UNI.

This European Standard shall be given the status of a national standard, either by publication of an identical text or by endorsement, at the latest by April 2007, and conflicting national standards shall be withdrawn at the latest by July 2008.

This harmonised European Standard is one of a series of harmonised standards for sanitary appliances which have been prepared under the Mandate M/110 "Sanitary appliances" which was given to CEN by the European Commission and the European Free Trade Association to allow CE marking under the Construction Products Directive (89/106/EEC).

For the relationship with EU Directive(s), see informative Annex ZA, which is an integral part of this document.

According to the CEN/CENELEC Internal Regulations, the national standards organizations of the following countries are bound to implement this European Standard: Austria, Belgium, Cyprus, Czech Republic, Denmark, Estonia, Finland, France, Germany, Greece, Hungary, Iceland, Ireland, Italy, Latvia, Lithuania, Luxembourg, Malta, Netherlands, Norway, Poland, Portugal, Romania, Slovakia, Slovenia, Spain, Sweden, Switzerland and United Kingdom.

iTeh STANDARD PREVIEW
(standards.iteh.ai)

[SIST EN 13407:2007](https://standards.iteh.ai/catalog/standards/sist/84cc733c-102d-427e-aea5-62a6cb1ee76/sist-en-13407-2007)

<https://standards.iteh.ai/catalog/standards/sist/84cc733c-102d-427e-aea5-62a6cb1ee76/sist-en-13407-2007>

1 Scope

This European Standard specifies constructional and performance requirements together with test methods for wall-hung urinals made of vitreous china or stainless steel that are used for personal hygiene.

This European Standard does not apply to slab and stall urinals nor to waterless urinals.

2 Normative references

The following referenced documents are indispensable for the application of this document. For dated references, only the edition cited applies. For undated references, the latest edition of the referenced document (including any amendments) applies.

EN 80, *Wall-hung urinals — Connecting dimensions*

EN 274-1, *Waste fittings for sanitary appliances — Part 1: Requirements*

EN 12056-2, *Gravity drainage systems inside buildings — Part 2: Sanitary pipework, layout and calculation*

3 Terms and definitions

For the purpose of this document, the following terms and definitions apply.

3.1

wall-hung urinal

sanitary appliance comprising a bowl to be fixed to a wall, for receiving urine and water used for flushing and directing both into a drainage system (see Figure 1)

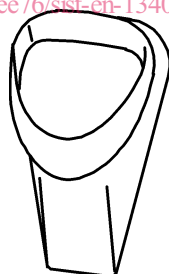


Figure 1 — Wall-hung urinal

3.2

slab urinal

sanitary appliance comprising a floor channel and a slab or sheet fixed to a wall, for receiving urine and water used for flushing and directing both into a drainage system (see Figure 2)

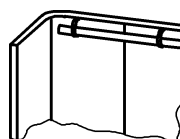


Figure 2 — Slab urinal

**3.3
stall urinal**

sanitary appliance for receiving and directing urine and water used for flushing to the drainage system consisting of a floor-mounted stall secured to a wall with an integral outlet (see Figure 3)

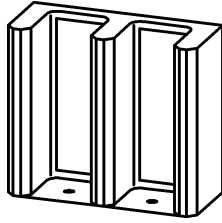


Figure 3 — Stall urinal

**3.4
urinal with siphonic action**

urinal in which urine is removed by siphonage (suction) induced by flushing water flowing through either an integral trap or a dedicated separate trap assembled in accordance with the manufacturer's instruction

**3.5
wash-down urinal**

non-siphonic acting urinal with or without integral trap

**3.6
waterless urinal**

sanitary appliance for receiving urine and directing it into a drainage system, which functions without the use of water

**3.7
flushing cistern**

cistern for storage and discharge of a defined volume of flushing water for removal of urine from urinals

**3.8
flush valve**

valve connected directly to a water supply, which delivers a pre-determined volume of flushing water for removal of urine from a urinal

**3.9
cleanability**

characteristics which allow surfaces intended to come into contact with water and/or urine and cleansing materials to be visibly smooth, non-absorbent and free from acute internal corners, such that they can be kept visibly free from dirt and/or stains when subject to a regular maintenance regime, which may include, when appropriate, specific instructions for use and care specified by the manufacturer

4 Principles of design

4.1 General

Wall-hung urinals in accordance with Table 1 shall meet the following requirements:

- for connection to supply and drainage systems the connecting dimensions shall be in accordance with EN 80 or the manufacturer shall provide or recommend necessary auxiliary components;
- wall-hung urinals shall function with flushing device(s) supplying flushing volumes and/or flow rates as specified by the manufacturer in accordance with Table 2.

Table 1 — Types of wall-hung urinals

Type	Construction
I	Siphonic action urinal with flushing rim and with integral trap or with dedicated trap specified by the manufacturer
II	Wash-down urinal with or without flushing rim and with integral trap or with dedicated trap specified by the manufacturer
III	Wash-down urinal with or without flushing rim and without dedicated trap
IV	Urinal of type I, II or III with dedicated flushing device specified by the manufacturer

4.2 Flushing volume and flow rate

The flushing volumes and flow rates for particular flushing devices shall be as given in Table 2.

Table 2 — Flushing devices, volumes and flow rate

Type of urinal	Flushing device for testing			
	Flush valve (C) in accordance with Annex A		Manually operated flushing cistern (A) in accordance with Annex B	Automatic flushing cistern (B) in accordance with Annex C
	Flushing volume l	Flow rate l/s	Flushing volume l	Flushing volume l
I	> 0,5 ≤ 5,0	0,5 ^{+0,1} _{-0,2}	> 0,5 ≤ 5,0	—
II		0,2 ^{+0,2} _{-0,1}		
III		≤ 0,2		
IV		0,5 ^{+0,1} _{-0,4}		> 0,5 ≤ 4,5

5 Classification

Wall-hung urinals are classified as described below:

Class 1 : Wall-hung urinals intended to be installed in drainage systems of type I, II or IV in accordance with EN 12056-2 and tested in accordance with Clause 6.

Class 2 : Wall-hung urinals intended to be installed in drainage systems of type III in accordance with EN 12056-2 and tested in accordance with Clause 7.

6 Functional requirements and test methods for class 1 products

6.1 Depth of water seal

When tested as described in 6.6.1.2, the depth of water seal in urinals of types I and II shall be not less than 50 mm. Ensure that the trap will be re-filled up to not less than 50 mm.

Traps in accordance with EN 274-1 are exempted from this test.

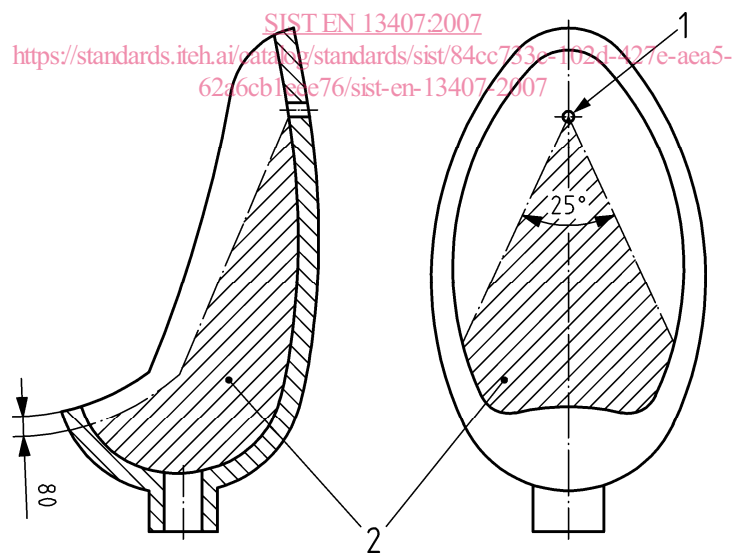
6.2 Flushing requirements

6.2.1 Wash of bowl

When tested as described in 6.6.1.3.1, the arithmetic average of any un-flushed area of the surface to be tested shall not be greater than 80 cm² after five flushing operations.

The surface to be tested is defined as described below:

- for urinals with flushing rim: the area below the flushing rim and above the water surface in the trap;
- for urinals without flushing rim: the surface enclosed by
 - an angle of 25 ° on the surface of urinal beginning from the central point of the water inflow and
 - a line in a distance of 80 mm from the edge of the bowl (see Figure 4).



Dimensions in millimetres

Key

- 1 spreader or central inlet hole
- 2 surface to be tested

Figure 4 — Surface to be tested for urinals without flushing rim flushed by a spreader or inlet holes

6.2.2 Flushing of three plastics balls

When tested as described in 6.6.1.3.2, at least two plastics balls shall be flushed out of the trap of the urinal in each of five separate flushing operations with three balls.

When tested as described in 6.6.1.3.2, type I urinals shall flush with a siphonic action when not connected to the drainage pipe.

Urinals of types II and III are excluded from this test.

6.2.3 Oversplashing

When tested as described in 6.6.1.3.3, the flushing water shall not splash beyond the edge of the bowl and wet the floor. Only a few small drops on the floor are permissible.

6.2.4 Discharge

When tested as described in 6.6.1.3.4, no flushing water shall run over the rim of the bowl.

6.3 Water absorption

When tested as described in 6.6.2, the arithmetic average for water absorption of glazed ceramic urinals shall not exceed 0,75 % by mass where no individual value shall exceed 1,00 %.

Experience has shown that urinals made of stainless steel comply with this requirement.

6.4 Load resistance

When tested in accordance with 6.6.3, the wall-hung urinal shall not crack, become detached from the wall or show permanent distortion.

6.5 Durability of class 1 products

Class 1 products conforming with the requirements of 6.1 to 6.4 are deemed to be durable.

6.6 Test methods

6.6.1 Testing the depth of water seal and flushing tests

6.6.1.1 General

For testing the depth of water seal and flushing requirements with the device(s) indicated by the manufacturer, i.e. a flush valve in accordance with Annex A and/or with a flushing cistern in accordance with either Annex B or C, install the urinal to be tested in accordance with the manufacturer's instructions on a firm flat vertical surface and connect the water inlet and the trap.

The flow rate shall be adjusted in accordance with the manufacturer's specification.

6.6.1.2 Depth of water seal

Fill the trap with water by flushing twice. After the second flush, check that the trap complies with 6.1.

6.6.1.3 Flushing tests

6.6.1.3.1 Sawdust test

6.6.1.3.1.1 Test apparatus

For urinals without rim, a template made of a flexible sheet in accordance with Figure 5.

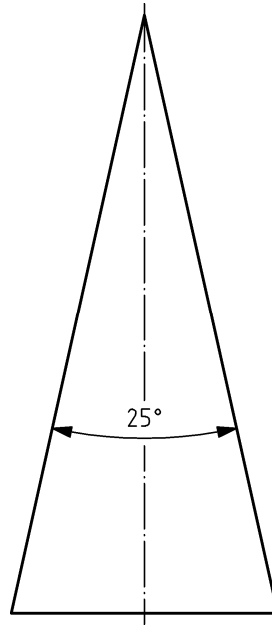


Figure 5 — Template for testing urinals without flushing rim

6.6.1.3.1.2 Test material

20 g of fine dry wood sawdust.

6.6.1.3.1.3 Method

For urinals without rim draw the perimeter of the surface to be tested (see Figure 4) using the template and a water resistant ink.

Moisten the surface to be tested of all types of urinals. Immediately afterwards, sprinkle the sawdust as completely and evenly as possible over the moistened surface.

Flush the urinal with the flushing volume and/or flow rate indicated by the manufacturer and measure any un-flushed area of the surface to be tested.

Perform this procedure five times and check the compliance with 6.2.1.

6.6.1.3.2 Flushing of three plastics balls

6.6.1.3.2.1 Test material

Three balls of non-absorbent material, e.g. polyethylene, each having a mass of $(3,7 \pm 0,2)$ g and a diameter of $(20 \pm 0,2)$ mm¹⁾.

6.6.1.3.2.2 Method

For each flushing operation place the three balls into the urinal. Without the urinal being connected to a drainage pipe, flush the urinal with the flushing volume and/or flow rate specified by the manufacturer. Verify that the balls are flushed out of the trap of the urinal. Remove any balls left in the urinal or its trap.

¹⁾ Suitable balls are available from Fa. Gebauer GmbH, Kugelfabrik, P.O. Box 425, 36004 Fulda, Germany or CIMAP, Avenue Paul Adam 21 - 25 75017 Paris, France. This information is given for the convenience of users of this European Standard and does not constitute an endorsement by CEN of these products.