



SLOVENSKI STANDARD
oSIST prEN ISO 945-1:2019
01-maj-2019

**Mikrostruktura železove litine - 1. del: Razvrščanje grafita z vizualno analizo
(ISO/FDIS 945-1:2019)**

Microstructure of cast irons - Part 1: Graphite classification by visual analysis (ISO/FDIS 945-1:2019)

iTeh STANDARD PREVIEW
(standards.iteh.ai)

Microstructure des fontes - Partie 1: Classification du graphite par analyse visuelle
(ISO/FDIS 945-1:2019)

[SIST EN ISO 945-1:2019](https://standards.iteh.ai/catalog/standards/sist/6e0113fa-e8f3-4efc-a095-0c8dbf5eda35/sist-en-iso-945-1-2019)

[https://standards.iteh.ai/catalog/standards/sist/6e0113fa-e8f3-4efc-a095-0c8dbf5eda35/sist-](https://standards.iteh.ai/catalog/standards/sist/6e0113fa-e8f3-4efc-a095-0c8dbf5eda35/sist-en-iso-945-1-2019)

[en-iso-945-1-2019](https://standards.iteh.ai/catalog/standards/sist/6e0113fa-e8f3-4efc-a095-0c8dbf5eda35/sist-en-iso-945-1-2019)

Ta slovenski standard je istoveten z: prEN ISO 945-1

ICS:

77.080.10 Železo Irons

oSIST prEN ISO 945-1:2019 **en,fr,de**

FINAL
DRAFTINTERNATIONAL
STANDARDISO/FDIS
945-1

ISO/TC 25

Secretariat: BSI

Voting begins on:
2019-02-22Voting terminates on:
2019-05-17

Microstructure of cast irons —**Part 1:
Graphite classification by visual
analysis***Microstructure des fontes —**Partie 1: Classification du graphite par analyse visuelle*iTeh STANDARD PREVIEW
(standards.iteh.ai)SIST EN ISO 945-1:2019<https://standards.iteh.ai/catalog/standards/sist/6e0113fa-e8f3-4efc-a095-0c8dbf5eda35/sist-en-iso-945-1-2019>

RECIPIENTS OF THIS DRAFT ARE INVITED TO SUBMIT, WITH THEIR COMMENTS, NOTIFICATION OF ANY RELEVANT PATENT RIGHTS OF WHICH THEY ARE AWARE AND TO PROVIDE SUPPORTING DOCUMENTATION.

IN ADDITION TO THEIR EVALUATION AS BEING ACCEPTABLE FOR INDUSTRIAL, TECHNOLOGICAL, COMMERCIAL AND USER PURPOSES, DRAFT INTERNATIONAL STANDARDS MAY ON OCCASION HAVE TO BE CONSIDERED IN THE LIGHT OF THEIR POTENTIAL TO BECOME STANDARDS TO WHICH REFERENCE MAY BE MADE IN NATIONAL REGULATIONS.

ISO/CEN PARALLEL PROCESSINGReference number
ISO/FDIS 945-1:2019(E)

© ISO 2019

iTeh STANDARD PREVIEW
(standards.iteh.ai)

SIST EN ISO 945-1:2019

<https://standards.iteh.ai/catalog/standards/sist/6e0113fa-e8f3-4efc-a095-0c8dbf5eda35/sist-en-iso-945-1-2019>



COPYRIGHT PROTECTED DOCUMENT

© ISO 2019

All rights reserved. Unless otherwise specified, or required in the context of its implementation, no part of this publication may be reproduced or utilized otherwise in any form or by any means, electronic or mechanical, including photocopying, or posting on the internet or an intranet, without prior written permission. Permission can be requested from either ISO at the address below or ISO's member body in the country of the requester.

ISO copyright office
CP 401 • Ch. de Blandonnet 8
CH-1214 Vernier, Geneva
Phone: +41 22 749 01 11
Fax: +41 22 749 09 47
Email: copyright@iso.org
Website: www.iso.org

Published in Switzerland

Contents

Page

Foreword	iv
Introduction	v
1 Scope	1
2 Normative references	1
3 Terms and definitions	1
4 General	1
4.1 Designation system for classifying graphite in cast irons.....	1
4.2 Form.....	2
4.3 Distribution.....	3
4.4 Size.....	4
4.5 Visual classification of graphite.....	23
5 Sampling and sample preparation	23
5.1 Samples taken from a casting.....	23
5.2 Sample preparation.....	23
6 Procedure for graphite classification	23
6.1 Procedure for visual classification of graphite.....	23
6.2 Evaluation of the analysis results.....	24
7 Reference images	24
7.1 General.....	24
7.2 Reference images for graphite form.....	24
7.3 Reference images for the distribution of graphite (form I).....	24
7.4 Reference images for graphite size.....	24
8 Designation of graphite by form, distribution and size	25
8.1 Designation system.....	25
8.2 Designation of different graphite sizes within a casting.....	25
8.3 Designation of mixed graphite forms, distributions and sizes.....	26
8.4 Designation of unclassified graphite forms.....	26
8.5 Nodule count.....	26
9 Report	27
Annex A (informative) Typical graphite forms in cast-iron materials — Examples of photomicrographs	28
Annex B (informative) Distribution of flake (lamellar) graphite (form I) — Examples of photomicrographs	29
Annex C (informative) Common terminology and main occurrences concerning graphite in cast irons	30
Bibliography	32

ISO/FDIS 945-1:2019(E)

Foreword

ISO (the International Organization for Standardization) is a worldwide federation of national standards bodies (ISO member bodies). The work of preparing International Standards is normally carried out through ISO technical committees. Each member body interested in a subject for which a technical committee has been established has the right to be represented on that committee. International organizations, governmental and non-governmental, in liaison with ISO, also take part in the work. ISO collaborates closely with the International Electrotechnical Commission (IEC) on all matters of electrotechnical standardization.

The procedures used to develop this document and those intended for its further maintenance are described in the ISO/IEC Directives, Part 1. In particular, the different approval criteria needed for the different types of ISO documents should be noted. This document was drafted in accordance with the editorial rules of the ISO/IEC Directives, Part 2 (see www.iso.org/directives).

Attention is drawn to the possibility that some of the elements of this document may be the subject of patent rights. ISO shall not be held responsible for identifying any or all such patent rights. Details of any patent rights identified during the development of the document will be in the Introduction and/or on the ISO list of patent declarations received (see www.iso.org/patents).

Any trade name used in this document is information given for the convenience of users and does not constitute an endorsement.

For an explanation of the voluntary nature of standards, the meaning of ISO specific terms and expressions related to conformity assessment, as well as information about ISO's adherence to the World Trade Organization (WTO) principles in the Technical Barriers to Trade (TBT) see www.iso.org/iso/foreword.html.

This document was prepared by Technical Committee ISO/TC 25, *Cast irons and pig irons*.

This third edition cancels and replaces the second edition (ISO 945-1:2017), of which it constitutes a minor revision. The changes compared with the previous edition are as follows:

- [Figures 3](#) and [4](#) have been corrected to a diameter of 120 mm to allow a direct comparison with the microscope display screen;
- [Figures 3](#) and [4](#) have been corrected so that the maximum graphite sizes conform with [Table 1](#).

A list of all parts in the ISO 945 series can be found on the ISO website.

Any feedback or questions on this document should be directed to the user's national standards body. A complete listing of these bodies can be found at www.iso.org/members.html.

Introduction

Microstructure designation is a useful feature that provides a means of classifying the graphite form, distribution and size in cast irons.

Graphite classification by visual analysis is a well-established method which is well recognized within the foundry industry as a means of quickly determining the overall graphite microstructure of a cast iron casting.

iTeh STANDARD PREVIEW
(standards.iteh.ai)

SIST EN ISO 945-1:2019

<https://standards.iteh.ai/catalog/standards/sist/6e0113fa-e8f3-4efc-a095-0c8dbf5eda35/sist-en-iso-945-1-2019>

Microstructure of cast irons —

Part 1: Graphite classification by visual analysis

1 Scope

This document specifies a method of classifying the microstructure of graphite in cast irons by comparative visual analysis.

The purpose of this document is to provide information about the method of graphite classification. It is not intended to give information on the suitability of cast-iron types and grades for any particular application.

The particular material grades are specified mainly by mechanical properties and, in the case of austenitic and abrasion resistant cast irons, by their chemical composition. The interpretation of graphite form and size does not allow a statistically valid statement on the fulfilment of the requirements specified in the relevant material standard.

2 Normative references

There are no normative references in this document.

3 Terms and definitions

[SIST EN ISO 945-1:2019](https://standards.iteh.ai/catalog/standards/sist/6e0113fa-e8f3-4efc-a095-0c8dbf5eda35/sist-945-1-2019)
<https://standards.iteh.ai/catalog/standards/sist/6e0113fa-e8f3-4efc-a095-0c8dbf5eda35/sist-945-1-2019>
No terms and definitions are listed in this document.

ISO and IEC maintain terminological databases for use in standardization at the following addresses:

- ISO Online browsing platform: available at <https://www.iso.org/obp>
- IEC Electropedia: available at <http://www.electropedia.org/>

4 General

4.1 Designation system for classifying graphite in cast irons

When cast iron materials are examined under a microscope in accordance with this document, the graphite shall be classified by the following:

- a) its form, designated by Roman numbers I to VI (see [Figure 1](#) and [Annex A](#));
- b) its distribution, designated by capital letters A to E (see [Figure 2](#) and [Annex B](#)); the graphite distribution designation is only specified for grey cast irons (form I);
- c) its size, designated by numbers 1 to 8 (see [Figures 3, 4](#) and [5](#) and [Table 1](#)).

NOTE [Figures 1](#) to [5](#) show only the outlines and not the structure of the graphite.

4.2 Form

Magnification × 100

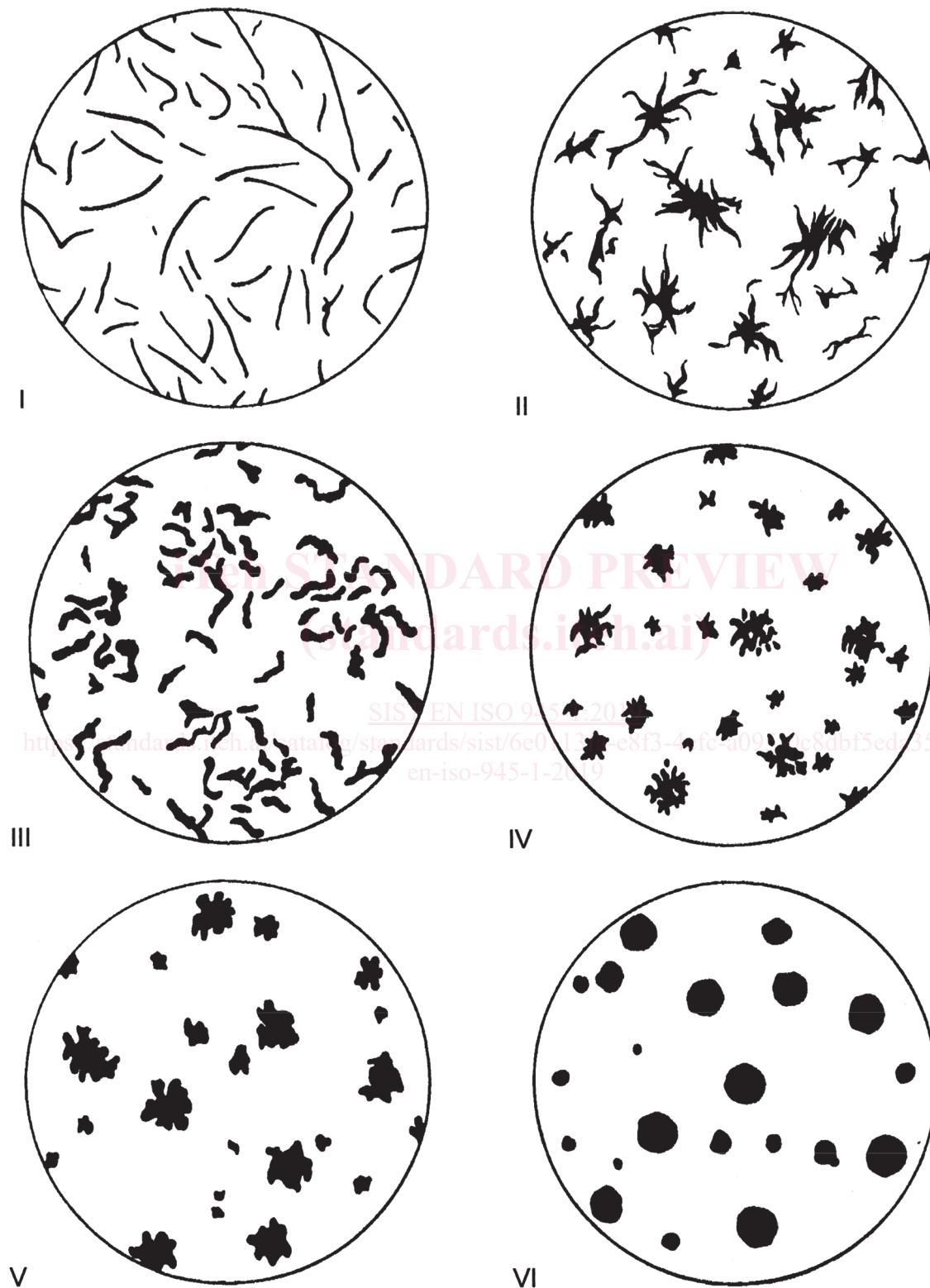


Figure 1 — Reference images for principal graphite forms in cast irons

4.3 Distribution

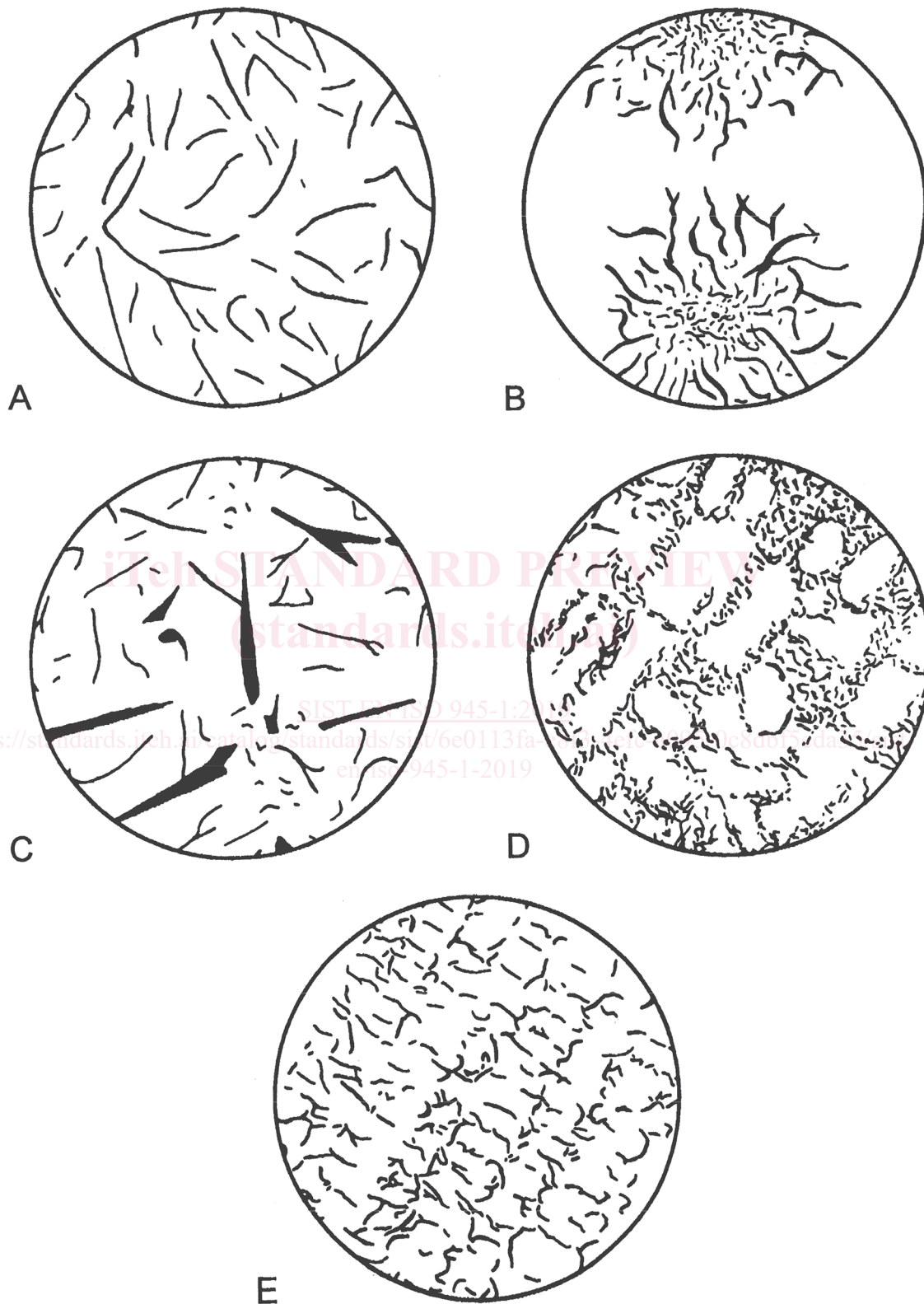
Magnification $\times 100$ 

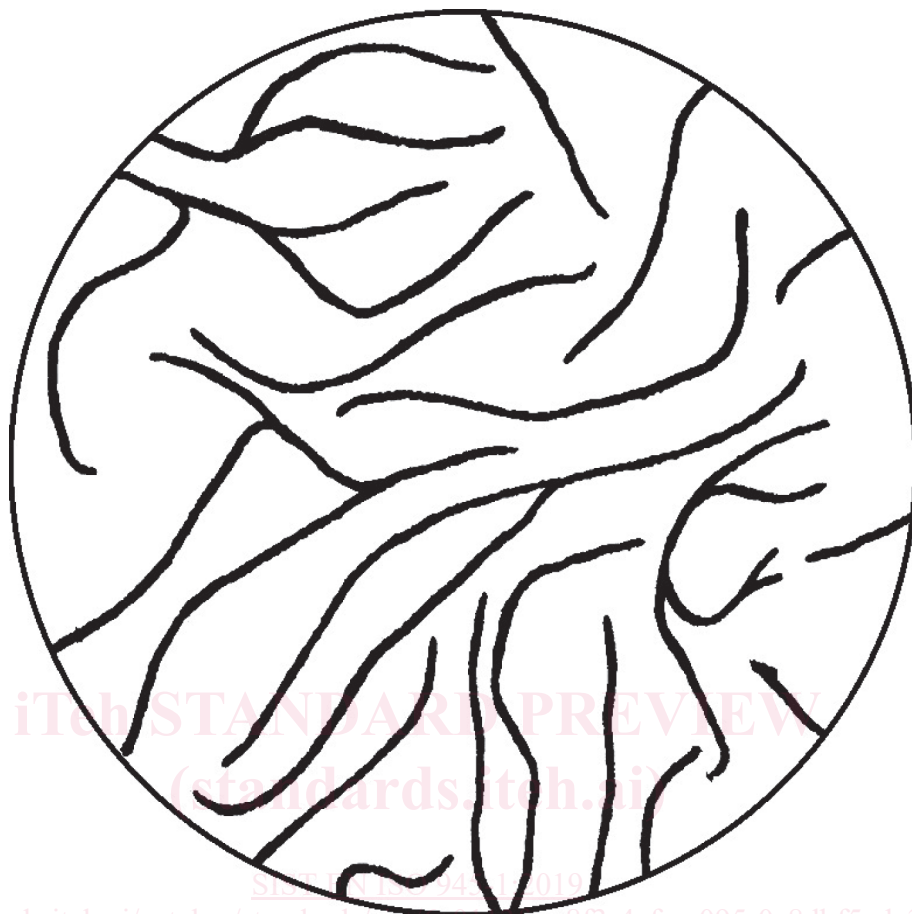
Figure 2 — Reference images for graphite distribution (form I)

4.4 Size

Magnification $\times 100$ 
$$\frac{1}{100 \mu\text{m}}$$

a) Reference image for graphite size 1: ≥ 1 mm (form I)

Magnification $\times 100$



<https://standards.iteh.ai/catalog/standards/sist/6c01f51a-e8f3-4efc-a095-0c8dbf5eda35/sist-en-iso-945-1-2019>

$\frac{2}{100 \mu\text{m}}$

b) Reference image for graphite size 2: 0,5 mm to < 1 mm (form I)