



SLOVENSKI STANDARD
SIST EN 1286:2000

01-november-2000

Sanitarna naprava - Nizkotlačne mehanske mešalnice - Splošna tehnična specifikacija

Sanitary tapware - Low pressure mechanical mixing valves - General technical specification

Sanitärarmaturen - Mechanisch einstellbare Mischer für den Niederdruckbereich - Allgemeine technische Spezifikation

Robinetterie sanitaire - Mitigeurs mécaniques basse pression - Spécifications techniques générales

<https://standards.iteh.ai/catalog/standards/sist/3eb1b3e4-fd9d-4daf-b638-25f9b4d32ad3/sist-en-1286-2000>

Ta slovenski standard je istoveten z: EN 1286:1999

ICS:

91.140.70 Sanitarne naprave Sanitary installations

SIST EN 1286:2000 en

iTeh STANDARD PREVIEW
(standards.iteh.ai)

SIST EN 1286:2000

<https://standards.iteh.ai/catalog/standards/sist/3eb1b3e4-fd9d-4daf-b638-25f9b4d32ad3/sist-en-1286-2000>

EUROPEAN STANDARD
 NORME EUROPÉENNE
 EUROPÄISCHE NORM

EN 1286

April 1999

ICS 91.140.70

English version

Sanitary tapware - Low pressure mechanical mixing valves - General technical specification

Robinetterie sanitaire - Mitigeurs mécaniques basse
 pression - Spécifications techniques générales

Sanitärarmaturen - Mechanisch einstellbare Mischer für
 den Niederdruckbereich - Allgemeine technische
 Spezifikation

This European Standard was approved by CEN on 1 April 1999.

CEN members are bound to comply with the CEN/GENELEC Internal Regulations which stipulate the conditions for giving this European Standard the status of a national standard without any alteration. Up-to-date lists and bibliographical references concerning such national standards may be obtained on application to the Central Secretariat or to any CEN member.

This European Standard exists in three official versions (English, French, German). A version in any other language made by translation under the responsibility of a CEN member into its own language and notified to the Central Secretariat has the same status as the official versions.

CEN members are the national standards bodies of Austria, Belgium, Czech Republic, Denmark, Finland, France, Germany, Greece, Iceland, Ireland, Italy, Luxembourg, Netherlands, Norway, Portugal, Spain, Sweden, Switzerland and United Kingdom.

<https://standards.iteh.ai/catalog/standards/sist/3eb1b3e4-fd9d-4daf-b638-25f9b4d32ad3/sist-en-1286-2000>



EUROPEAN COMMITTEE FOR STANDARDIZATION
 COMITÉ EUROPÉEN DE NORMALISATION
 EUROPÄISCHES KOMITEE FÜR NORMUNG

Central Secretariat: rue de Stassart, 36 B-1050 Brussels

Contents

| | | |
|-----------|--|-----------|
| 1 | Scope | 6 |
| 2 | Normative references | 6 |
| 3 | Definition | 7 |
| 4 | Classification | 7 |
| 4.1 | Single control mechanical mixing valves..... | 7 |
| 4.2 | Other mechanical mixing valves..... | 7 |
| 5 | Designation | 7 |
| 6 | Marking - Identification | 8 |
| 6.1 | Marking..... | 8 |
| 6.2 | Identification..... | 8 |
| 7 | Materials | 8 |
| 7.1 | Chemical and hygienic characteristics..... | 8 |
| 7.2 | Exposed surface condition and quality of coating..... | 9 |
| 8 | Dimensional characteristics | 9 |
| 8.1 | General comment on drawing..... | 9 |
| 8.2 | Low pressure mechanical mixing valves mounted on horizontal surfaces..... | 9 |
| 8.3 | Mechanical mixing valves mounted on vertical surfaces..... | 20 |
| 8.4 | Dimensions of water outlets..... | 23 |
| 8.5 | Special cases..... | 25 |
| 9 | Leaktightness characteristics | 26 |
| 9.1 | General..... | 26 |
| 9.2 | Test methods..... | 26 |
| 9.3 | Leaktightness of the mixing valves upstream of the obturator and of the obturator..... | 28 |
| 9.4 | Leaktightness of the obturator : cross flow between hot water and cold water..... | 28 |
| 9.5 | Leaktightness of the mixing valves downstream from the obturator..... | 28 |
| 9.6 | Leaktightness of manual diverters..... | 29 |
| 9.7 | Leaktightness of diverters with automatic return..... | 29 |
| 9.8 | Summary of requirements..... | 31 |
| 10 | Hydraulic operating characteristics | 31 |
| 10.1 | General..... | 31 |
| 10.2 | Test method..... | 31 |
| 10.3 | Apparatus..... | 31 |
| 10.4 | Mounting and initial set-up procedure..... | 33 |
| 10.5 | Determination of flow rate..... | 34 |
| 10.6 | Sensitivity..... | 35 |
| 11 | Mechanical performance under pressure | 36 |
| 11.1 | General..... | 36 |
| 11.2 | Apparatus..... | 37 |
| 11.3 | Testing the mechanical performance upstream of the obturator - Obturator in the closed position..... | 37 |
| 11.4 | Testing the mechanical performance downstream of the obturator - Obturator in the open position..... | 37 |
| 12 | Mechanical endurance characteristics | 37 |
| 12.1 | Mechanical endurance of the control device..... | 37 |
| 12.2 | Mechanical endurance of diverters..... | 42 |
| 12.3 | Mechanical endurance of swivel nozzles..... | 43 |
| 13 | Torsion resistance characteristics of the control | 44 |
| 13.1 | General..... | 44 |
| 13.2 | Test method..... | 45 |



| | |
|--|-----------|
| 14 Protection against pollution of drinking water | 45 |
| Annex A (normative) Design of reducing adaptors | 46 |
| Annex B (normative) Examples of pressure take-off tees | 47 |
| Annex C (informative) Low hydraulic resistance fittings | 49 |
| Annex D (informative) Summary of leaktightness tests | 50 |

iTeh STANDARD PREVIEW
(standards.iteh.ai)

SIST EN 1286:2000

<https://standards.iteh.ai/catalog/standards/sist/3eb1b3e4-fd9d-4daf-b638-25f9b4d32ad3/sist-en-1286-2000>

Foreword

This European Standard has been prepared by Technical Committee CEN/TC 164 " Water supply", the secretariat of which is held by AFNOR.

This European Standard shall be given the status of a national standard, either by publication of an identical text or by endorsement, at the latest by October 1999, and conflicting national standards shall be withdrawn at the latest by October 1999.

According to the CEN/CENELEC Internal Regulations, the national standards organizations of the following countries are bound to implement this European Standard: Austria, Belgium, Czech Republic, Denmark, Finland, France, Germany, Greece, Iceland, Ireland, Italy, Luxembourg, Netherlands, Norway, Portugal, Spain, Sweden, Switzerland and the United Kingdom.

iTeh STANDARD PREVIEW (standards.iteh.ai)

SIST EN 1286:2000

<https://standards.iteh.ai/catalog/standards/sist/3eb1b3e4-fd9d-4daf-b638-25f9b4d32ad3/sist-en-1286-2000>

Introduction

In respect of potential adverse effects on the quality of water intended for human consumption, caused by the product covered by this standard :

- 1) this standard provides no information as to whether the product may be used without restriction in any of the Member States of the EU or EFTA ;
- 2) it should be noted that, while awaiting the adoption of verifiable European criteria, existing national regulations concerning the use and/or the characteristics of this product remain in force.

iTeh STANDARD PREVIEW
(standards.iteh.ai)

SIST EN 1286:2000

<https://standards.iteh.ai/catalog/standards/sist/3eb1b3e4-fd9d-4daf-b638-25f9b4d32ad3/sist-en-1286-2000>

1 Scope

This European Standard specifies requirements for low hydraulic resistance mechanical mixing valves suitable for use in low pressure water supply systems as described in informative Annex C.

This European Standard specifies :

- the dimensional, leaktightness, mechanical and hydraulic performance, mechanical endurance characteristics with which low pressure mechanical mixing valves shall comply ;
- the procedure for testing these characteristics.

It is applicable :

- to low pressure mechanical mixing valves, intended for use on sanitary appliances in washrooms (toilets, bathrooms etc.) and in kitchens ;
- to low pressure mechanical mixing valves used under the following pressure and temperature conditions given in table 1.

Table 1 - Conditions for the use of low pressure mechanical mixing valves

| | Limits of use | Recommended limits for correct operation |
|---|-----------------------------------|---|
| Dynamic pressure | 0,01 to 0,1 MPa (0,1 to 1 bar) | 0,02 MPa ≤ P ≤ 0,1 MPa (0,2 bar ≤ P ≤ 1,0 bar) |
| Hot water temperature | T ≤ 90 °C | 55 ≤ T ≤ 65 °C |
| Cold water temperature | T ≤ 25 °C | T ≤ 25 °C |
| Mechanical strength ¹⁾ | static pressure = 1 MPa (10 bar) | |
| For low pressure mechanical mixing valves complying with this table there are no acoustical requirements. Low pressure mechanical mixing valves complying with this standard may also be used with inlet supply pressures in the range from 0,1 MPa to 0,2 MPa (1,0 bar to 2,0 bar) on condition that acoustical performance is not a requirement of the installation. | | |
| ¹⁾ Low pressure mechanical mixing valves are designed to provide sufficient mechanical strength for operation at 1 MPa (10 bar) static pressure. | | |

NOTE Mechanical mixing valves for use at pressures in excess than those in Table 1 are covered by EN 817.

2 Normative references

This European Standard incorporates by dated or undated reference, provisions from other publications. These normative references are cited at the appropriate places in the text and the publications are listed hereafter. For dated references, subsequent amendments to or revisions of any of these publications apply to this European Standard only when incorporated in it by amendment or revision. For undated references the latest edition of the publication referred to applies.

EN 31, Pedestal wash basins - Connecting dimensions.

EN 32, Wall hung wash basins - Connecting dimensions.

EN 35, Pedestal bidets over rim supply only - Connecting dimensions.

EN 36, Wall hung bidets over rim supply only - Connecting dimensions.

EN 111, Wall hung rinse basins - Connecting dimensions.

EN 232, Baths - Connecting dimensions.

EN 246, Sanitary tapware - General specifications for flow rate regulators.

EN 248, Sanitary taps - General technical specifications for electrodeposited nickel chrome coatings.

EN 695, Kitchen sinks - Connecting dimensions.

EN 817, Sanitary tapware - Mechanical mixers (PN 10) - General technical specifications.

EN 1254-2, Copper and copper alloys - Plumbing fittings - Part 2 : Fittings with compression ends for use with copper tubes.

prEN 1717, Protection against pollution of potable water in drinking water installations and general requirements of devices to prevent pollution by backflow.

ISO 228-1, Pipe threads where pressure-tight joints are not made on the threads - Part 1 : Dimensions, tolerances and designation.

ISO 5167-1:1991, Measurement of fluid flow by means of pressure differential devices - Part 1 : Orifice plates, nozzles and Venturi tubes inserted in circular cross-section conduits running full.

iTeh STANDARD PREVIEW (standards.iteh.ai)

3 Definition

For the purposes of this Standard, the following definition applies :

[SIST EN 1286:2000](#)

3.1 <https://standards.iteh.ai/catalog/standards/sist/3eb1b3e4-fd9d-4daf-b638-25f9b4d32ad3/sist-en-1286-2000>

mechanical mixing valve

valve which by means of a control device mixes hot and cold water between the "all cold water" position and the "all hot water" position and adjusts the flow rate of the mixture obtained between the "no flow" and "maximum flow" positions, either using the same control device or another separate control device

4 Classification

There are two types of low pressure mechanical mixing valves :

4.1 Single control mechanical mixing valves

Mechanical mixing valves with a single control device for adjusting flow rate and temperature.

4.2 Other mechanical mixing valves

Mechanical mixing valves with separate control devices for adjusting flow rate and temperature.

5 Designation

A low pressure mechanical mixing valve is designated by :

- its type (see clause 4) ;
- its nominal size (1/2 or 3/4) (see table 4), with or without diverter (see table 2) ;
- type of body (see table 2) ;
- type of nozzle (see table 2) ;

- sanitary appliance on which it is to be used (see table 2) ;
- method of mounting (see table 2) ;
- its flow rate serie (see table 12) ;
- the letters LP (low pressure) ;
- reference to this standard (EN 1286).

In the case of a mechanical bath/shower mixer, the flow rate shall be designated by both flow rate series. The first for the bath outlet, the second for the shower outlet.

Example Single control mechanical mixing valves 3/4, with diverter, visible body and fixed nozzle outlet, for bath/shower, for horizontal mounting, serie 250, LP EN 1286.

Table 2 - Designation

| Diverter | with or without diverter |
|-----------------|---|
| Type of body | two-hole, single hole, visible or concealed |
| Type of nozzle | fixed or moveable nozzle outlet, no nozzle outlet |
| Intended use | basin, bidet, sink, bath or shower |
| Mounting method | horizontal or vertical surfaces |

6 Marking - Identification

SIST EN 1286:2000

<https://standards.iteh.ai/catalog/standards/sist/3eb1b3e4-fd9d-4daf-b638-25f9b4d32ad3/sist-en-1286-2000>

6.1 Marking

Mechanical mixing valves complying with this standard shall be marked permanently and legibly with :

- the mark or name of the manufacturer,
- the letters L.P.

6.2 Identification

The temperature control device for the mechanical mixer shall be identified :

- for cold water by the colour blue ;
- for hot water by the colour red.

The identification of cold water shall be on the right and the hot water on the left.

7 Materials

7.1 Chemical and hygienic characteristics

All materials in contact with water intended for human consumption shall present no health risk up to a temperature of 90 °C. They shall not cause any deterioration in water intended for human consumption, with regard to food quality, appearance, odour or taste.

Within the recommended limit given in clause 1 for correct operation, the materials shall not be subject to any deterioration which might compromise the operation of the mechanical mixing valve. Pressurised parts shall withstand the limits of use set in table 1. Materials with inadequate corrosion resistance shall be given additional protection.

7.2 Exposed surface condition and quality of coating

Visible chromium plated surface and Ni-Cr coatings shall comply with the requirements of EN 248.

8 Dimensional characteristics

8.1 General comment on drawing

The design and construction of components without defined dimensions permits various design solutions to be adopted by the manufacturer.

Special cases are covered in 8.5.

8.2 Low pressure mechanical mixing valves mounted on horizontal surfaces

The standardized dimensions of mechanical mixing valves :

- firstly, guarantee their mounting and interchangeability on sanitary appliances complying with EN 31, EN 32, EN 35, EN 36, EN 111, EN 232, EN 695 ;
- secondly, give the various options for connection with the water supply.

SIST EN 1286:2000

<https://standards.iteh.ai/catalog/standards/sist/3eb1b3e4-fd9d-4daf-b638-25f9b4d32ad3/sist-en-1286-2000>

8.2.1 Single-hole mechanical mixing valves - visible body (see table 3).

8.2.1.1 Without spray attachment (see figure 1a))

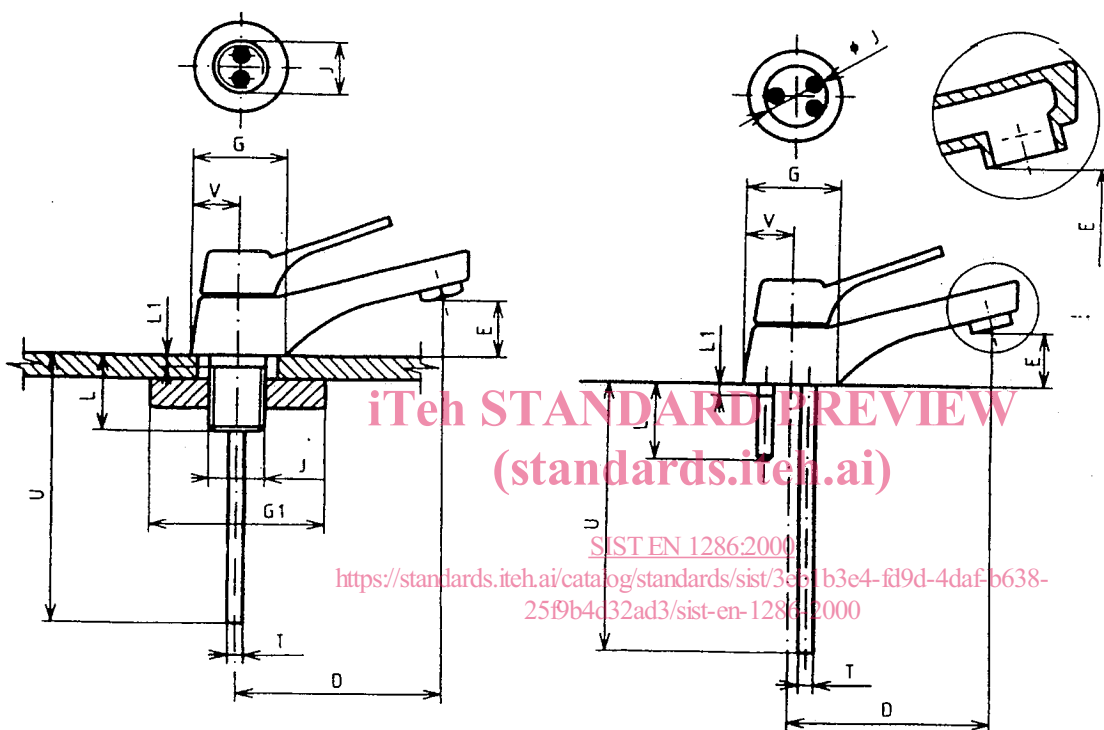


Figure 1a) - Single-hole mechanical mixing valve without spray attachment

8.2.1.2 With spray attachment (see figures 1b) and 1c))

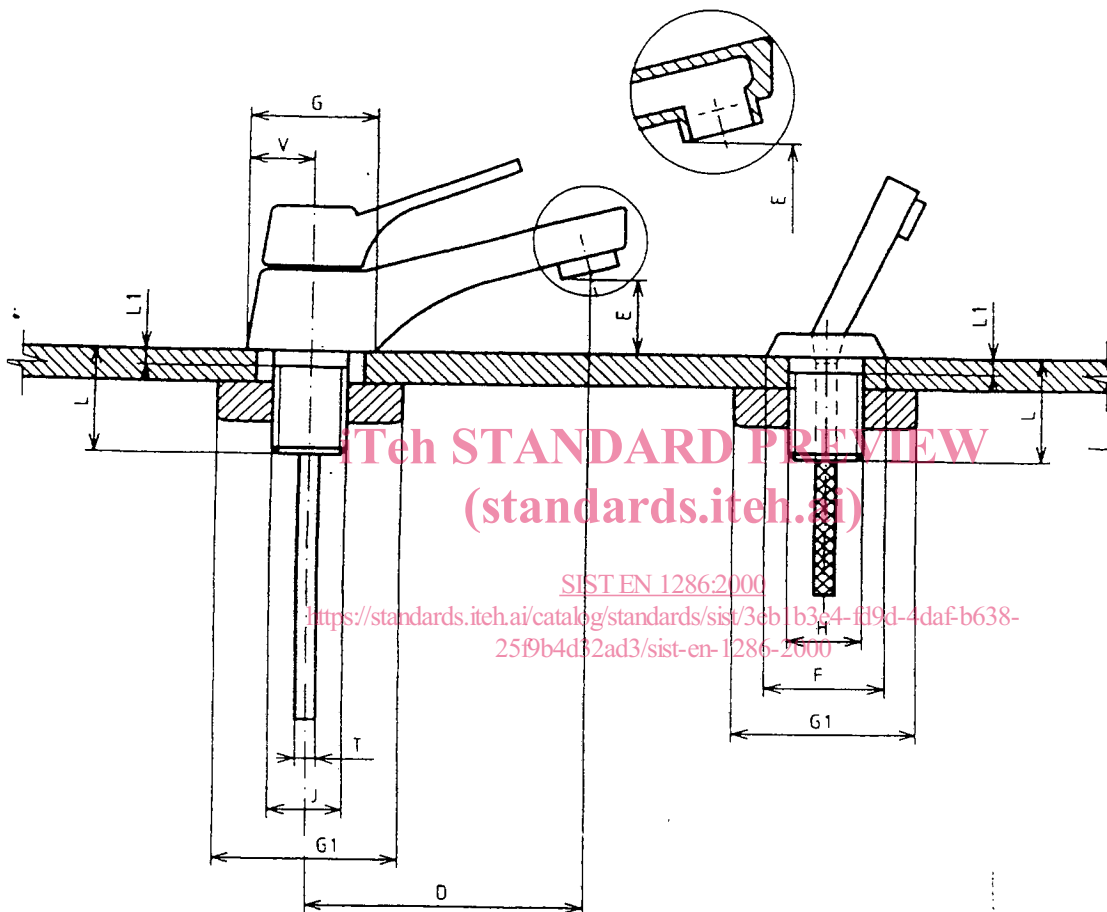


Figure 1b) - Remote spray attachment

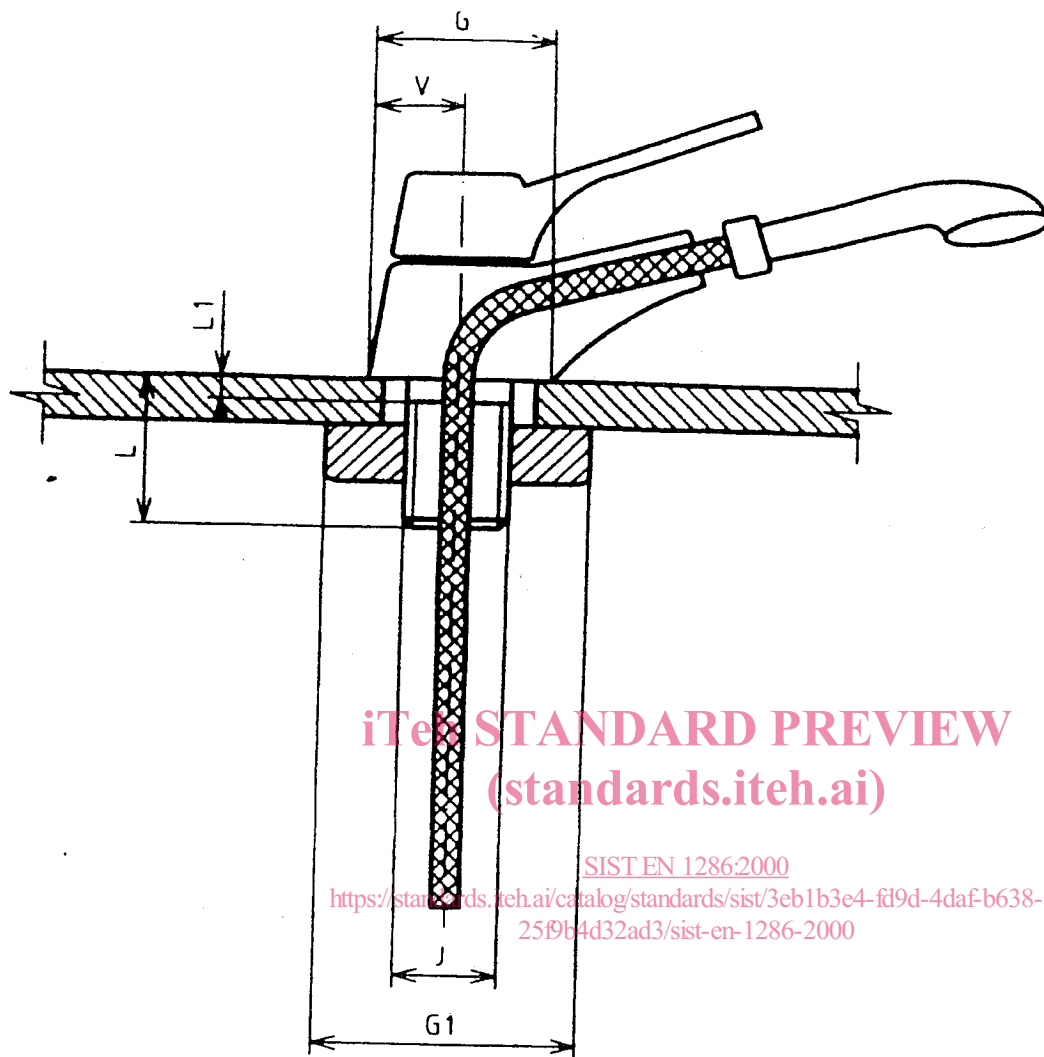


Figure 1c) - Integral spray attachment

8.2.1.3 Flexible hoses for water supply

Dimensions in millimetres

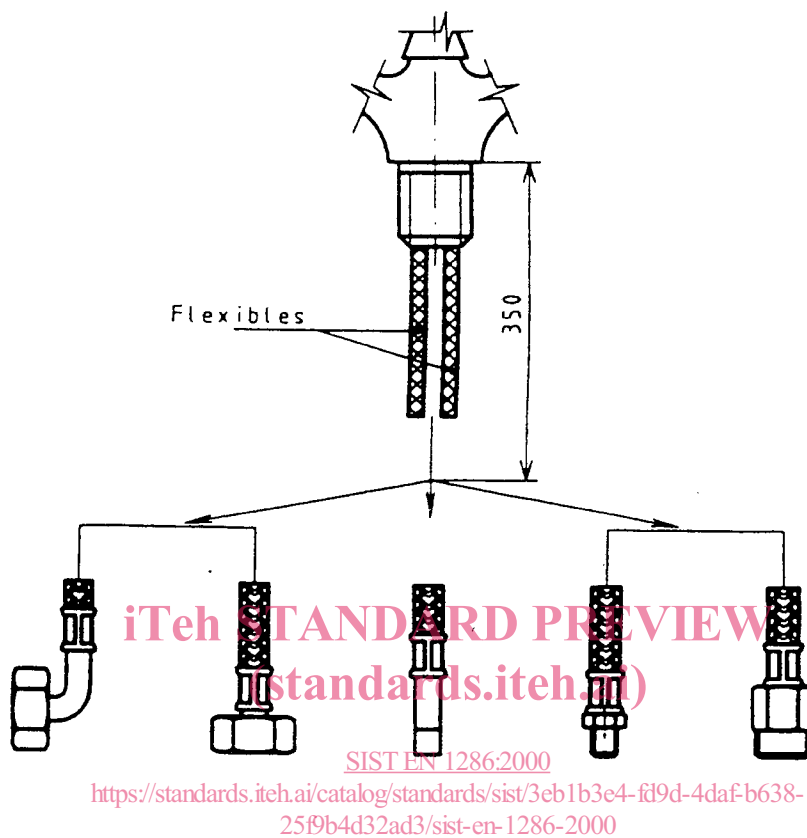


Figure 2 - Flexible hoses for water supply

NOTE Supply hoses can be used with the mixers shown in figures 1a), 1b), 1c), 5 and 6. Other methods of connection to the supply are permissible.